






Lake County, Florida



COMPREHENSIVE ANNUAL FINANCIAL REPORT

Fiscal Year Ended September 30, 2018

This page intentionally left blank.

LAKE COUNTY FLORIDA

Comprehensive Annual Financial Report
Fiscal Year Ended September 30, 2018

This page intentionally left blank.

LAKE COUNTY, FLORIDA

**COMPREHENSIVE ANNUAL
FINANCIAL REPORT**

**For the Year Ended
September 30, 2018**

**Gary J. Cooney
Clerk of the Circuit Court and Comptroller**

COUNTY FINANCE DEPARTMENT

**Kristy L. Mullane, CPA
Chief Financial Officer**

**Jo Anne Drury, CGFO
Accounting Director**

This page intentionally left blank.

**PRINCIPAL OFFICIALS
LAKE COUNTY, FLORIDA**

AS OF SEPTEMBER 30, 2018

BOARD OF COUNTY COMMISSIONERS

Timothy I. Sullivan, Chairman	District 1
Sean M. Parks	District 2
Wendy Breeden	District 3
Leslie Campione, Vice Chairman	District 4
Josh Blake	District 5

ELECTED COUNTY OFFICIALS

Gary J. Cooney	Clerk of the Circuit Court and Comptroller
Carey L. Baker	Property Appraiser
Peyton C. Grinnell	Sheriff
Alan Hays	Supervisor of Elections
Bob McKee	Tax Collector

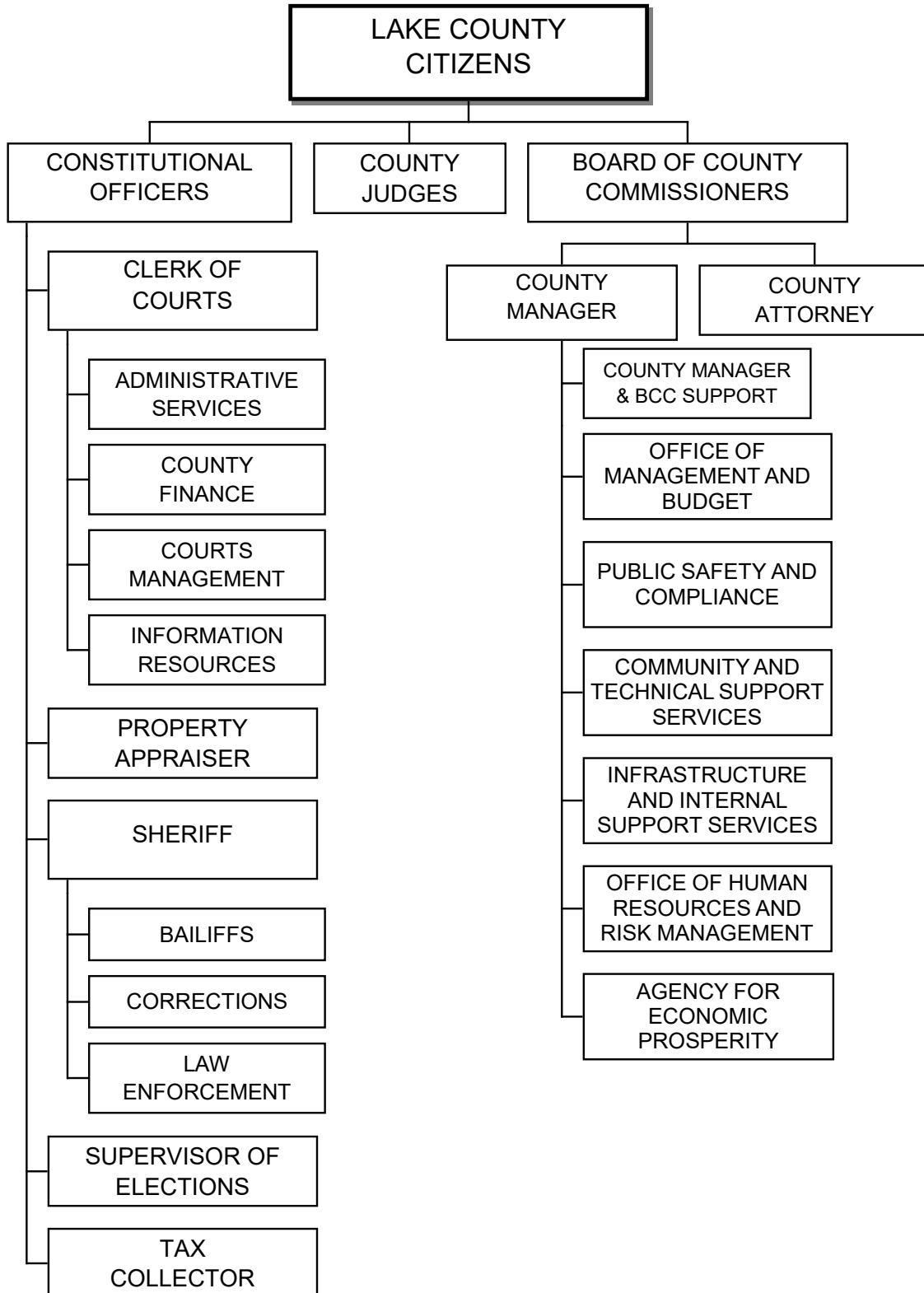
APPOINTED COUNTY OFFICIALS

Jeff Cole	County Manager
Melanie Marsh	County Attorney

This page intentionally left blank.

ORGANIZATIONAL CHART

LAKE COUNTY ORGANIZATIONAL CHART LAKE COUNTY, FLORIDA



LAKE COUNTY, FLORIDA
 COMPREHENSIVE ANNUAL FINANCIAL REPORT
 FOR THE FISCAL YEAR ENDED SEPTEMBER 30, 2018

TABLE OF CONTENTS

	<u>Page</u>
I. <u>INTRODUCTORY SECTION</u>	
Principal Officials	iii
Organizational Chart	vi
Table of Contents	vii
Letters of Transmittal	3
Certificate of Achievement	12
II. <u>FINANCIAL SECTION</u>	
Independent Auditor’s Report	13
Management’s Discussion and Analysis	17
Basic Financial Statements:	
Government-Wide Financial Statements:	
Statement of Net Position	31
Statement of Activities	33
Fund Financial Statements:	
Balance Sheet - Governmental Funds	34
Reconciliation of the Balance Sheet - Governmental Funds to the Net Position - Governmental Activities	37
Statement of Revenues, Expenditures and Changes in Fund Balances - Governmental Funds	38
Reconciliation of the Statement of Revenues, Expenditures and Changes in Fund Balances - Governmental Funds to the Statement of Activities	41
Statement of Revenues, Expenditures and Changes in Fund Balances - Budget and Actual - General Fund	42

LAKE COUNTY, FLORIDA
 COMPREHENSIVE ANNUAL FINANCIAL REPORT
 FOR THE FISCAL YEAR ENDED SEPTEMBER 30, 2018

TABLE OF CONTENTS

	<u>Page</u>
II. <u>FINANCIAL SECTION</u> (Continued)	
Basic Financial Statements: (Continued)	
Statement of Revenues, Expenditures and Changes in Fund Balances - Budget and Actual:	
Major Special Revenue Fund – Road Impact Fee	44
Major Special Revenue Fund - Public Transportation	45
Major Special Revenue Fund - Mt. Plymouth-Sorrento CRA	46
Statement of Net Position- Proprietary Funds	48
Statement of Revenues, Expenses and Changes in Net Position - Proprietary Funds	49
Statement of Cash Flows - Proprietary Funds	50
Statement of Fiduciary Assets and Liabilities - Fiduciary Funds	52
Notes to Financial Statements	53
Required Supplementary Information:	
Schedule of Proportionate Share of the Net Pension Liability	89
Schedule of Contributions	90
Schedule of Changes in the County's Total OPEB Liability and Related Ratios	91
Combining and Individual Fund Financial Statements:	
Combining Balance Sheet - Nonmajor Governmental Funds	98
Combining Statement of Revenues, Expenditures and Changes in Fund Balances - Nonmajor Governmental Funds	106
Schedules of Revenues, Expenditures and Changes in Fund Balances - Budget and Actual:	
Nonmajor Governmental Funds	114
Major Capital Projects Fund:	
Sales Tax Capital Projects	146
Sales Surtax Revenue Bond Capital Projects	147

LAKE COUNTY, FLORIDA
 COMPREHENSIVE ANNUAL FINANCIAL REPORT
 FOR THE FISCAL YEAR ENDED SEPTEMBER 30, 2018

TABLE OF CONTENTS

	<u>Page</u>
II. <u>FINANCIAL SECTION</u> (Continued)	
Combining Statement of Net Position - All Internal Service Funds	150
Combining Statement of Revenues, Expenses and Changes in Fund Net Position - All Internal Service Funds	151
Combining Statement of Cash Flows - All Internal Service Funds	152
Combining Statement of Fiduciary Assets and Liabilities - Fudiciary Funds	156
Combining Statement of Changes in Assets and Liabilities - All Agency Funds	162
Financial Data Schedules - HUD Section 8	175
III. <u>STATISTICAL SECTION</u>	
Financial Trends Information:	
Net Position by Component - Last Ten Fiscal Years	180
Changes in Net Position - Last Ten Fiscal Years	182
Fund Balances - Governmental Funds - Last Ten Fiscal Years	186
Changes in Fund Balances - Governmental Funds - Last Ten Fiscal Years	188
Revenue Capacity Information:	
Assessed and Estimated Actual Value of Taxable Property - Last Ten Fiscal Years	190
Property Tax Rates – Direct and Overlapping Governments - Last Ten Fiscal Years	192
Principal Property Taxpayers - Current Year and Nine Years Ago	194
Property Tax Levies and Collections - Last Ten Fiscal Years	195

LAKE COUNTY, FLORIDA
 COMPREHENSIVE ANNUAL FINANCIAL REPORT
 FOR THE FISCAL YEAR ENDED SEPTEMBER 30, 2018

TABLE OF CONTENTS

		<u>Page</u>
III.	<u>STATISTICAL SECTION (Continued)</u>	
	Debt Capacity Information:	
	Ratios of Outstanding Debt by Type - Last Ten Fiscal Years	196
	Ratios of General Bonded Debt Outstanding - Last Ten Fiscal Years	198
	Revenue Bond Coverage - Last Ten Fiscal Years	199
	Pro-Forma Debt Service Coverage - Capital Improvement Refunding Revenue Bonds, Series 2015B	201
	Distribution Percentages, Capital Improvement Refunding Revenue Bonds Series 2015B	202
	Historical Receipts of Half-Cent Sales Tax Revenues by the County, Capital Improvement Refunding Revenue Bonds - Series 2015B	202
	Demographic and Economic Information:	
	Demographic Statistics - Last Ten Calendar Years	203
	Principal Employers - Current Year and Nine Years Ago	204
	<u>Operating Information:</u>	
	Full-Time Equivalent County Government Employees by Function - Last Ten Fiscal Years	205
	Operating Indicators by Function - Last Ten Fiscal Years	206
	Capital Asset Statistics by Function - Last Ten Fiscal Years	208
IV.	<u>SINGLE AUDIT</u>	
	Schedule of Expenditures of Federal Awards and State Financial Assistance	211
	Notes to Schedule of Expenditures of Federal Awards and State Financial Assistance	214

LAKE COUNTY, FLORIDA
COMPREHENSIVE ANNUAL FINANCIAL REPORT
FOR THE FISCAL YEAR ENDED SEPTEMBER 30, 2018

TABLE OF CONTENTS

	<u>Page</u>
IV. <u>SINGLE AUDIT</u> (Continued)	
Independent Auditor's Report on Compliance for each Major Federal Program and State Project and on Internal Control over Compliance and Report on Schedule of Expenditures of Federal Awards and State Financial Assistance Required by the Uniform Guidance and Chapter 10.550, <i>Rules of the Auditor General</i>	215
Schedule of Findings and Questioned Costs	218
V. <u>OTHER REPORTS</u>	
Independent Auditor's Report on Internal Control over Financial Reporting and on Compliance and Other Matters Based on an Audit of Financial Statements Performed in Accordance with <i>Government Auditing Standards</i>	221
Independent Auditor's Management Letter	223
Independent Accountant's Report	226

This page intentionally left blank.

LETTERS OF TRANSMITTAL

This page intentionally left blank.



Gary J. Cooney

Clerk of the Circuit Court and Comptroller
550 West Main Street, Post Office Box 7800
Tavares, Florida 32778-7800
(352) 742-4100 www.lakecountyclerk.org

April 18, 2019

The Honorable Board of County Commissioners
Lake County, Florida

The Comprehensive Annual Financial Report of Lake County, Florida, as of September 30, 2018, and for the 2017-2018 fiscal year is hereby transmitted. The accuracy of the presented data and the completeness and fairness of the presentation, including all disclosures, is the responsibility of the County. Management believes that the presented data is materially accurate and is designed to report the financial position and the results of operations as measured by the financial activity of the County's various funds. The necessary disclosures to enable the reader to gain the maximum understanding of the County's financial affairs have been included.

The adequacy of internal control must be considered in the development and evaluation of the County's accounting system. I believe that the County's internal control, as discussed in the accompanying transmittal letter, adequately safeguards assets and provides reasonable assurance of proper recording of financial transactions.


This report has been prepared following the guidelines recommended by the Government Finance Officers Association (GFOA) of the United States and Canada. The GFOA awards Certificates of Achievement to those governments whose annual financial reports are judged to conform substantially with high standards of public financial reporting, including accounting principles generally accepted in the United States. Lake County has been awarded a Certificate of Achievement for its annual financial reporting for the past 37 years commencing in 1981 and including the 2017 fiscal year. The Certificate of Achievement program requires the inclusion of all funds of the County. The financial statements for the year ended September 30, 2018, include all of the Constitutional Officers, dependent special districts, and other agencies of the County. It is my belief that the accompanying fiscal year 2018 financial report will meet program standards and it will be submitted to the GFOA for review.

April 18, 2019
Page Two

State law requires that the financial statements of the County be audited by an independent certified public accountant selected by the Board. This requirement has been met and our independent certified public accountant's opinion is included in the Financial Section of this report.

The preparation of this Comprehensive Annual Financial Report could not have been accomplished without the dedicated efforts of my Chief Financial Officer, Accounting Director and Finance Department staff. Their continual efforts of upgrading the accounting and financial reporting system of the County have made substantial improvements to the quality of the information being reported to the County Commission, state oversight boards, and the citizens of Lake County.

Respectfully submitted,



Gary J. Cooney
Clerk of Circuit Court and Comptroller



Gary J. Cooney

Clerk of the Circuit Court and Comptroller
550 West Main Street, Post Office Box 7800
Tavares, Florida 32778-7800
(352) 742-4100 www.lakecountyclerk.org

April 18, 2019

The Honorable Board of
County Commissioners and
Citizens of Lake County, Florida

We are pleased to present the Comprehensive Annual Financial Report (CAFR) of Lake County, Florida, for the fiscal year ended September 30, 2018. This report was prepared by the County Finance Department under the direction of the Clerk of Courts in his capacity as County Comptroller.

This report consists of management's representations concerning the finances of Lake County, Florida. Consequently, management assumes full responsibility for the completeness and reliability of all information presented in this report. To provide a reasonable basis for making these representations, Lake County's management has established a comprehensive internal control framework that is designed to protect the County's assets from loss, theft, or misuse and to compile the County's financial statements in conformity with accounting principles generally accepted in the United States of America (GAAP). Because the cost of internal controls should not outweigh their benefits, the County's internal control framework has been designed to provide reasonable, rather than absolute, assurance that the financial statements will be free from material misstatement. We believe that the County's internal accounting controls adequately safeguard assets and provide reasonable assurance of the proper recording of financial transactions. As management, we assert that to the best of our knowledge and belief, this financial report is accurate and complete in all material respects.

In accordance with Chapter 218, Florida Statutes, Lake County's financial statements have been audited by independent certified public accountants. The independent auditor's report has been included in the financial section of this report. The independent audit involved examining, on a test basis, evidence supporting the amounts and disclosures in the financial statements; assessing the accounting principles used and significant estimates made by management; and evaluating the overall financial statement presentation. Based upon the results of the audit, the auditors concluded that there was a reasonable basis for rendering an unmodified opinion that Lake County's financial statements for the fiscal year

ended September 30, 2018 are fairly presented in conformity with GAAP. In addition to meeting the requirements set forth in state statutes, the audit was also designed to meet the requirements of the State of Florida and Federal Single Audit Acts. The standards governing single audit engagements require the independent

auditor to report on the government's internal controls and compliance with legal requirements with special emphasis on the administration of federal and state awards. Information related to the single audit, including schedules of federal and state financial assistance and the independent auditor's reports thereon are included in this report.

GAAP requires that management provide a narrative introduction, overview, and analysis to accompany the basic financial statements in the form of Management's Discussion and Analysis (MD&A). This letter of transmittal is designed to complement the MD&A and should be read in conjunction with it. Lake County's MD&A can be found immediately following the report of the independent certified public accountants.

Profile of Lake County

Lake County is located in the center of the state approximately 65 miles from the east and west coasts at the northwestern edge of Central Florida. The County was created in June, 1887, by the Florida Legislature and encompasses 954 square miles of land and over 200 square miles of lakes. The current estimated population is 346,017. There are fourteen municipalities located within the County including: Astatula, Clermont, Eustis, Fruitland Park, Groveland, Howey-in-the-Hills, Lady Lake, Leesburg, Mascotte, Minneola, Montverde, Mount Dora, Tavares and Umatilla.

The County is a political subdivision of the State of Florida pursuant to Article VIII, Section (1), Constitution of the State of Florida. The Board of County Commissioners (the Board) is the principal legislative and governing body of the County, as provided by the Florida Constitution and Chapter 125, Florida Statutes. The Board consists of five members elected county-wide by district for staggered terms, with a chairman elected by the commissioners for a one-year term to serve as the presiding officer. In addition to the Board, there are five elected Constitutional Officers serving four-year terms: the Tax Collector, Property Appraiser, Clerk of the Circuit Court and Comptroller (Clerk), Sheriff and Supervisor of Elections.

The County provides a full range of services contemplated by statute and ordinance, including general governmental services, public safety, physical environment, transportation, economic environment, human services, culture and recreation and court-related services.

The chief administrative official of the County is the County Manager. The County Manager is hired by the Board and is responsible to them for the administration and operation of all Board departments and the execution of all Board policies. The County Manager is also responsible to the Board for the preparation of the annual budget and for the control of Board expenditures during the year.

The annual budget serves as the foundation of the County's planning and control of revenues and expenditures. The Board funds a portion, or in certain instances all, of the operating budgets of the County's Constitutional Officers. Constitutional Officers, except the Tax Collector and Property Appraiser, are required to submit their budget requests to the Board by June 1. The Tax Collector and Property Appraiser must submit their budgets to the State of Florida Department of Revenue. A tentative proposed budget is presented to the Board in mid-July. The budget is adopted after two advertised public hearings held in September. At the end of the fiscal year, Florida Statutes require that any budget excess of the Constitutional Officers be returned to the Board.

The budget is prepared by fund, department, and object code. After the budget is adopted, no transfers can be made between funds without a public hearing. Certain transfers within a department may be approved by the County Manager or by the Board, depending on the dollar amount. Budget to actual comparisons are provided in this report for each individual governmental fund for which an appropriated annual budget is adopted. For the general fund, this comparison is on page 42 as part of the basic financial statements for governmental funds. For other governmental funds, the comparison for each fund for which a budget has been adopted is presented on pages 44 to 46 and 114 to 147.

The financial statements present Lake County (the primary government described above) and its blended component units, which include Lake Emergency Medical Services, Inc. (LEMS), which provides citizens with ambulance services, various taxing entities, and the Mt. Plymouth-Sorrento Community Redevelopment Agency (CRA), which was created for the purpose of financing redevelopment projects in eastern Lake County.

The information presented in the financial statements is perhaps best understood when it is considered from the broader perspective of the specific environment within which Lake County operates.

Local Economy. The local economy continues to improve in 2018. For the sixth year in a row, the assessed taxable value of real and personal property increased. The increase, about \$1.9 billion, represents about 9.0% of the total assessed value of \$20.6 billion. In addition, the unemployment rate for the County decreased by .5%, to 2.9% at year end. State and national rates were also lower at 3.5% and 3.7%, respectively.

Economic development continues to be an ongoing priority of the Board. In addition to efforts to draw new businesses to the area, Lake County has expanded advertising and tourism efforts under the trademarked branding "Real Florida. Real Close." The County has hosted many sporting events to support the local economy, including competition fishing and sand volleyball tournaments. In addition, the County started construction on a new \$1.8 million Hickory Point Beach Athletic Center facility to attract additional tournaments and increase sports tourism. This facility is funded through tourist development taxes.

The portion of the Wekiva Parkway Project that connects to State Road 46 near Mount Dora in central Lake County was opened in March of 2018. The Wekiva Parkway Project is a 25 mile \$1.6 billion expressway joint project between the Central Florida Expressway and the Florida Department of Transportation that represents the final link in the Central Florida Beltway encircling Metro-Orlando. It is expected that this will provide a positive impact on the local economy, as it will provide expressway access from Orlando to Lake County.

Federal and state grants continue to provide for various programs that benefit the County. Affordable housing, community development, road projects, public transportation and public safety are programs that are supported in part by federal and state funding. The County received \$21,425,664 million in state and federal assistance in 2018.

All of these items encourage economic growth and benefit the Lake County citizens.

Relevant Financial Policies. The County has established an economic stabilization reserve policy to ensure that sufficient cash is available in the following year to meet the County's obligations until anticipated revenues are available and to protect the County's essential service programs during periods of economic downturn or unforeseen catastrophic events. One of the goals of this policy is for the General Fund to maintain a reserve of fund balance from 7% to 12% of the total budget. At September 30, 2018, the unassigned fund balance of \$6,908,660 was 5%.

County expenses for Hurricane Irma, a significant storm in September 2017 causing approximately \$40 million in damage to the County, were approximately \$8 million in 2018 which depleted County reserves. This impact is expected to be mitigated by grant reimbursements from the Federal Emergency Management Agency (FEMA). The County's FY 2019 budget restores the reserves to 7% of the budget, using ad valorem revenue budgeted increases, and further increases to reserves could be realized from future FEMA reimbursements.

Another financial policy the Board has adopted addresses shortfalls in budgeted revenues. During the course of the year, if actual revenues are expected to fall short of the budgeted amount, expenditures are reduced to ensure that a shortage of funds or a significant use of fund balance does not occur.

Long-term Financial Planning. The County's General Fund millage was adopted at the rollback rate of 5.1180 mills to follow the Board's direction to keep taxes at the lowest possible level for County residents and businesses, while still maintaining levels of services.

In November 2015, Lake County citizens approved the renewal of the one-cent discretionary infrastructure sales tax with 71 percent of the vote. The current sales tax levy began in 1988 and was subsequently extended in 2001 for another 15-year period. The sales tax will continue to be divided equally among the County, School District and cities. Future County projects paid for through these funds will include public safety vehicles and equipment; sidewalk and road improvements; parks, trails and recreation; water quality and other infrastructure needs.

The County issued \$19,980,000 in Sales Surtax Revenue Bonds in 2018 to fund the construction of an animal shelter and upgrade the County's public safety network. The bonds are secured by a pledge of the infrastructure sales tax discussed above.

Major Initiatives. The County continued to promote quality of life for its citizens, breaking ground on a new South Lake Park, a \$19 million project, expected to be completed over future years. In the area of passive recreation, the County opened the Pine Meadows Conservation area and also received \$1.5 million from the state for various improvements to the Lake May Reserve. The County also spent approximately \$1 million on other park improvements including lighting.

Another goal for the County is to enhance public safety. In February 2018, the Board approved transitioning LEMS into the county organization and this transition will be completed in FY 2019. This transition is expected to increase coordination of services and provide improved overall service. In addition, the County completed the \$1.4 million Altoona Fire Station. Finally, the County began a \$7 million project for a new animal shelter and will be purchasing approximately \$12 million in new radio equipment using bond proceeds described above.

Another emphasis of the Board is the completion of significant road projects and road maintenance. The County has partnered with the Villages in the construction of a portion of CR466A, and continued that project in northern Lake County, completing approximately \$3.5 million of this project in 2018. The County also spent approximately \$3 million on the ongoing Citrus Grove Road project in south

Lake County. The County has also begun a study for the expansion of Round Lake Road near the Wekiva Parkway extension detailed above.

Awards and Acknowledgements

The Government Finance Officers Association of the United States and Canada (GFOA) awarded a Certificate of Achievement for Excellence in Financial Reporting to Lake County for its Comprehensive Annual Financial Report for the fiscal year ended September 30, 2017. This was the 37th consecutive year that Lake County has received this award. In order to be awarded a Certificate of Achievement, a government must publish an easily readable and efficiently organized comprehensive annual financial report. This report must satisfy both generally accepted accounting principles and applicable legal requirements.

A Certificate of Achievement is valid for a period of one year only. We believe our current comprehensive annual financial report continues to meet the Certificate of Achievement Program's requirements and we are submitting it to GFOA to determine its eligibility for another certificate.

In addition, both the Board and Clerk's Office participate in GFOA's Distinguished Budget Award program. In order to qualify for the Distinguished Budget Presentation Award, a budget document must be judged proficient in several categories, including policy documentation, financial planning and organization. The Board has received this award for 12 fiscal years and the Clerk's Office for the last 27 fiscal years.

The preparation of the Comprehensive Annual Financial Report on a timely basis was made possible by the dedicated efforts of the County Finance Department under the Clerk of the Circuit Court and Comptroller of Lake County as auditor and comptroller to the Board of County Commissioners. In addition, without the support of the Board of County Commissioners, Constitutional Officers, County Manager, and their respective staffs, as well as our external auditors, Moore Stephens Lovelace, P.A., preparation of this report would not have been possible.

Respectfully submitted,



Kristy Mullane, CPA
Chief Financial Officer

CERTIFICATE OF ACHIEVEMENT



Government Finance Officers Association

**Certificate of
Achievement
for Excellence
in Financial
Reporting**

Presented to

**Lake County
Florida**

For its Comprehensive Annual
Financial Report
for the Fiscal Year Ended

September 30, 2017

Christopher P. Morill

Executive Director/CEO



INDEPENDENT AUDITOR'S REPORT

Honorable Board of County Commissioners
Lake County, Florida

Report on the Financial Statements

We have audited the accompanying financial statements of the governmental activities, the business-type activity, each major fund, and the aggregate remaining fund information of Lake County, Florida (the County) as of and for the year ended September 30, 2018, and the related notes to the financial statements, which collectively comprise the County's basic financial statements, as listed in the table of contents.

Management's Responsibility for the Financial Statements

Management is responsible for the preparation and fair presentation of these financial statements in accordance with accounting principles generally accepted in the United States of America; this includes the design, implementation, and maintenance of internal control relevant to the preparation and fair presentation of financial statements that are free from material misstatement, whether due to fraud or error.

Auditor's Responsibility

Our responsibility is to express opinions on these financial statements based on our audit. We conducted our audit in accordance with auditing standards generally accepted in the United States of America and the standards applicable to financial audits contained in *Government Auditing Standards* issued by the Comptroller General of the United States. Those standards require that we plan and perform the audit to obtain reasonable assurance about whether the financial statements are free of material misstatement.

An audit involves performing procedures to obtain audit evidence about the amounts and disclosures in the financial statements. The procedures selected depend on the auditor's judgment, including the assessment of the risks of material misstatement of the financial statements, whether due to fraud or error. In making those risk assessments, the auditor considers internal control relevant to the entity's preparation and fair presentation of the financial statements in order to design audit procedures that are appropriate in the circumstances, but not for the purpose of expressing an opinion on the effectiveness of the entity's internal control. Accordingly, we express no such opinion. An audit also includes evaluating the appropriateness of accounting policies used and the reasonableness of significant accounting estimates made by management, as well as evaluating the overall presentation of the financial statements.

We believe that the audit evidence we have obtained is sufficient and appropriate to provide a basis for our audit opinions.

Opinions

In our opinion, the financial statements referred to above present fairly, in all material respects, the respective financial position of the governmental activities, the business-type activity, each major fund, and the aggregate remaining fund information of the County as of September 30, 2018, and the respective changes in financial position, and, where applicable, cash flows thereof and the respective budgetary comparisons for the General Fund, Road Impact Fee Fund, Public Transportation Fund, and Mt. Plymouth-Sorrento CRA Fund for the year then ended in accordance with accounting principles generally accepted in the United States of America.

Emphasis-of-Matter - Change in Accounting Principle

As discussed in Note 11 to the financial statements, in the fiscal year ended September 30, 2018, the County adopted the provisions of Government Accounting Standards Board Statement (GASBS) No. 75, *Accounting and Financial Reporting for Postemployment Benefits Other Than Pensions*. As a result of the implementation of GASBS 75, the County reported a restatement for the change in accounting principle as of October 1, 2017. Our opinions are not modified with respect to this matter.

Honorable Board of County Commissioners
Lake County, Florida

Other Matters

Required Supplementary Information

Accounting principles generally accepted in the United States of America require that the management's discussion and analysis and required supplementary information, as listed in the table of contents, be presented to supplement the basic financial statements. Such information, although not a part of the basic financial statements, is required by the Governmental Accounting Standards Board, who considers it to be an essential part of financial reporting for placing the basic financial statements in an appropriate operational, economic, or historical context. We have applied certain limited procedures to the required supplementary information in accordance with auditing standards generally accepted in the United States of America, which consisted of inquiries of management about the methods of preparing the information and comparing the information for consistency with management's responses to our inquiries, the basic financial statements, and other knowledge we obtained during our audit of the basic financial statements. We do not express an opinion or provide any assurance on the information because the limited procedures do not provide us with sufficient evidence to express an opinion or provide any assurance.

Other Information

Our audit was conducted for the purpose of forming opinions on the financial statements that collectively comprise the County's basic financial statements as a whole. The introductory section, combining and individual fund statements and schedules, Financial Data Schedules – HUD Section 8, and the statistical section, as listed in the table of contents, are presented for purposes of additional analysis and are not a required part of the financial statements.

The combining and individual fund statements and schedules and Financial Data Schedules – HUD Section 8 are the responsibility of management and were derived from, and relate directly to, the underlying accounting and other records used to prepare the financial statements. Such information has been subjected to the auditing procedures applied in the audit of the financial statements and certain additional procedures, including comparing and reconciling such information directly to the underlying accounting and other records used to prepare the financial statements or to the financial statements themselves, and other additional procedures in accordance with auditing standards generally accepted in the United States of America. In our opinion, the combining and individual fund statements and schedules and the Financial Data Schedules – HUD Section 8 are fairly stated, in all material respects, in relation to the basic financial statements as a whole.

The introductory section and statistical section have not been subjected to the auditing procedures applied in the audit of the basic financial statements and, accordingly, we do not express an opinion or provide any assurance on them.

Other Reporting Required by Government Auditing Standards

In accordance with *Government Auditing Standards*, we have also issued our report dated April 15, 2019, on our consideration of the County's internal control over financial reporting and on our tests of its compliance with certain provisions of laws, regulations, contracts and grant agreements, and other matters. The purpose of that report is to describe the scope of our testing of internal control over financial reporting and compliance and the results of that testing and not to provide an opinion on internal control over financial reporting or on compliance. That report is an integral part of an audit performed in accordance with *Government Auditing Standards* in considering the County's internal control over financial reporting and compliance.

Moore Stephens Lovelace, P.A.

MOORE STEPHENS LOVELACE, P.A.
Certified Public Accountants

Orlando, Florida
April 15, 2019

MANAGEMENT'S DISCUSSION AND ANALYSIS

This page intentionally left blank.

Management's Discussion and Analysis

As management of Lake County, Florida, (County) we offer readers of the County's financial statements this narrative overview and analysis of the financial activities of Lake County government for the fiscal year ended September 30, 2018. We encourage readers to consider the information presented here in conjunction with additional information that we have furnished in the letters of transmittal, which can be found at pages 3 to 10 of this report.

Financial Highlights

- Lake County's assets and deferred outflows of resources exceeded its liabilities and deferred inflows of resources at September 30, 2018 by \$308,032,769 (net position). The amount of unrestricted net position is a net deficit of \$145,676,840. The net deficit is primarily the result of the County's proportionate share of the State of Florida Retirement System's net pension liability.
- The County's total net position decreased \$27,280,333 from the previous year, with a decrease in current year operations of \$14,303,950, with \$592,002 resulting from business-type activity, and \$13,711,948 resulting from governmental activities. The remaining decrease in net position related to governmental activities of \$12,976,383 resulted from a prior period adjustment for implementation of GASB 75, *Accounting and Financial Reports for Postemployment Benefits Other Than Pensions* (OPEB).
- At September 30, 2018, Lake County's governmental fund statements report combined ending fund balances of \$94,187,982, an increase of \$23,555,109 from the previous fiscal year. Of this amount, \$6,908,660 remains unassigned in the governmental funds with the remaining balance either nonspendable, restricted, committed or assigned in the various governmental fund types.
- The General Fund, the County's primary operating fund, reported an unassigned fund balance of \$6,908,660 and a decrease in total fund balance from the last fiscal year of \$7,724,564. The unassigned general fund balance of \$6,908,660 represents approximately 5% of total general fund expenditures.
- Total bonded debt outstanding at year-end amounted to \$113,330,000.

Overview of the Financial Statements

This discussion and analysis is intended to serve as an introduction to Lake County's basic financial statements. The County's basic financial statements are comprised of three components: 1) government-wide financial statements, 2) fund financial statements, and 3) notes to the financial statements. There is additional supplementary information following the financial statements that may be of interest to the reader.

Government-Wide Financial Statements

Government-wide financial statements are designed to provide the reader with a broad overview of the County's financial position, in a manner similar to a private-sector business. They include a **Statement of Net Position** and a **Statement of Activities**. These statements appear on pages 31 to 33 of the report.

The **Statement of Net Position** presents the County's assets and deferred outflows of resources less its liabilities and deferred inflows of resources at year end. The difference between these amounts is reported as net position. Changes in net position over time may serve as a useful indicator of whether the financial position of the County is improving or deteriorating.

The **Statement of Activities** presents information showing how the County's net position changed during the fiscal year. All changes in net position are reported as soon as the underlying event giving rise to the change occurs, regardless of the timing of related cash flows. Thus, revenues and expenses are reported in this statement for some items that will only result in cash flows in future fiscal periods (for example, accounts payable and earned but unused vacation leave.)

Both statements attempt to distinguish functions of the County that are principally supported by taxes and intergovernmental revenues (governmental activities) from other functions that are intended to recover all or a significant portion of their costs through user fees and charges (business-type activity). Governmental activities include general government, public safety, physical environment, transportation, economic environment, human services, culture and recreation, and court-related expenses. Business-type activity includes a solid waste system and landfills to dispose of solid waste.

Fund financial statements. A fund is a grouping of related accounts that is used to maintain control over resources that have been segregated for specific activities or objectives. The County, like other state and local governments, uses fund accounting to ensure and demonstrate compliance with finance-related legal requirements. All of the County's funds can be divided into three categories: governmental funds, proprietary funds, and fiduciary funds.

Governmental funds. Governmental funds are used to account for essentially the same functions reported as governmental activities in the government-wide financial statements. However, unlike the government-wide financial statements, governmental fund financial statements focus on near-term inflows and outflows of spendable resources, as well as on balances of spendable resources available at the end of the fiscal year. Such information may be useful in evaluating the County's near-term financing requirements.

Because the focus of governmental funds is narrower than that of the government-wide financial statements, it is useful to compare the information presented for governmental funds with similar information presented for governmental activities in the

government-wide financial statements. By doing so, readers may better understand the long-term impact of the government's near-term financing decisions. Both the Governmental Fund Balance Sheet and the Governmental Fund Statement of Revenues, Expenditures and Changes in Fund Balances provide a reconciliation to facilitate this comparison between governmental funds and governmental activities.

The County maintains 36 individual governmental funds. Information is presented separately in the Governmental Fund Balance Sheet and in the Governmental Fund Statement of Revenues, Expenditures and Changes in Fund Balances for the General Fund, Road Impact Fee Special Revenue Fund, Public Transportation Special Revenue Fund, Mt. Plymouth-Sorrento CRA Special Revenue Fund, Sales Tax Capital Projects Fund, and Sales Surtax Revenue Bond Capital Projects Fund, all of which are considered to be major funds. Data from the other 30 governmental funds are combined into a single, aggregated presentation. Individual fund data for each of these nonmajor governmental funds is provided in the form of combining statements elsewhere in this report.

Each Constitutional Officer adopts an annual appropriated budget for its general fund. The general funds of the Board and Constitutional Officers are then combined and eliminations of intergovernmental receivables, payables and operating transfers are made. A budgetary comparison statement of this consolidated General Fund has been provided to demonstrate compliance with the county-wide adopted budget.

The basic governmental fund financial statements can be found on pages 34 to 46 of this report.

Proprietary funds. The County maintains and presents two types of proprietary funds: enterprise and internal service, which can be found on pages 48 to 51 of this report.

Enterprise funds are used to report the same functions presented as business-type activity in the government-wide financial statements. The County has one enterprise fund which is used to account for the activities of its solid waste management system.

Internal service funds are an accounting tool used to accumulate and allocate costs internally among various functions. The County uses internal service funds to account for its fleet of vehicles, and for its self-insured health and general liability programs. Because both of these services predominately benefit governmental rather than business-type functions, they have been included within governmental activities in the government-wide financial statements.

Proprietary funds provide the same type of information as the government-wide financial statements, only in more detail. The Landfill Fund is considered to be a major fund of the County. Conversely, all internal service funds are combined into a single, aggregated presentation in the proprietary fund financial statements. Individual fund data for the internal service funds is provided in the form of combining statements elsewhere in this report.

Fiduciary funds. Fiduciary funds are used to account for resources held for the benefit of parties outside the government. Fiduciary funds are *not* reflected in the government-wide financial statements because the resources of those funds are *not* available to support the County's own programs.

The basic fiduciary fund financial statement can be found on page 52 of this report.

Notes to financial statements. The notes provide additional information that is essential to a full understanding of the information provided in the government-wide and fund financial statements. The notes to the financial statements can be found on pages 53 to 87 of this report.

Other information. The combining statements referred to earlier in connection with nonmajor governmental funds and internal service funds are presented immediately following the notes to the financial statements. Combining and individual fund statements and schedules can be found on pages 98 to 174 of this report.

Government-Wide Financial Analysis

As noted earlier, net position may serve over time as a useful indicator of the County's financial position. In the case of Lake County, governmental activities assets and deferred outflows of resources exceed liabilities and deferred inflows of resources by \$303,682,668 at September 30, 2018.

By far the largest portion of the County's governmental activities net position, \$380,161,246, reflects its investment in capital assets (e.g., infrastructure, land, buildings, machinery, and equipment), less any related debt used to acquire those assets that is still outstanding. These capital assets are used to provide services to citizens; consequently, these assets are *not* available for future spending. Although the investment in capital assets is reported net of related debt, it should be noted that the resources needed to repay this debt must be provided from other sources, since the capital assets themselves cannot be used to liquidate these liabilities.

The following is a summary of Lake County net position for governmental and business-type activities for 2018 and 2017, with amounts expressed in thousands:

	Governmental Activities		Business-Type Activity		Total	
	2018	2017	2018	2017	2018	2017
Current and other assets	\$ 124,226	\$ 98,506	\$ 3,149	\$ 3,525	\$ 127,375	\$ 102,031
Capital Assets	472,817	485,551	10,772	11,055	483,589	496,606
Total Assets	<u>597,043</u>	<u>584,057</u>	<u>13,921</u>	<u>14,580</u>	<u>610,964</u>	<u>598,637</u>
Deferred Outflows	<u>64,975</u>	<u>68,633</u>	<u>473</u>	<u>509</u>	<u>65,448</u>	<u>69,142</u>
Long-term liabilities outstanding	300,644	276,669	8,404	8,477	309,048	285,146
Other liabilities	33,992	32,677	1,500	1,596	35,492	34,273
Total Liabilities	<u>334,636</u>	<u>309,346</u>	<u>9,904</u>	<u>10,073</u>	<u>344,540</u>	<u>319,419</u>
Deferred Inflows	<u>23,699</u>	<u>12,973</u>	<u>140</u>	<u>74</u>	<u>23,839</u>	<u>13,047</u>
Net Position:						
Net investment in capital assets	380,161	387,230	10,771	11,054	390,932	398,284
Restricted	62,777	40,853	-	-	62,777	40,853
Unrestricted (deficit)	<u>(139,255)</u>	<u>(97,712)</u>	<u>(6,421)</u>	<u>(6,112)</u>	<u>(145,676)</u>	<u>(103,824)</u>
Total Net Position	<u>\$ 303,683</u>	<u>\$ 330,371</u>	<u>\$ 4,350</u>	<u>\$ 4,942</u>	<u>\$ 308,033</u>	<u>\$ 335,313</u>

An additional portion of the County's governmental activities net position, \$62,776,834, represents resources that are subject to external restrictions on how they may be used. The remaining balance of governmental activities net position is an unrestricted deficit of \$139,255,412 resulting from the County's net pension liability.

External restrictions may be imposed by creditors (such as through debt covenants), grantors, contributors, laws or regulations of other governments, or imposed by law through constitutional provisions or enabling legislation.

Enabling legislation may include ordinances passed by the County which requires that revenues collected be spent for particular purposes. Some examples of these restrictions include revenues from gas taxes, road impact fees, fire special assessments, and infrastructure sales tax.

Net position in the Landfill Fund (Business-type Activity) consists of the net investment in capital assets of \$10,771,529 and unrestricted net deficit of \$6,421,428 resulting from the landfill closure/post-closure care liability and the County's net pension liability; the overall net position is \$4,350,101.

Governmental Activities

Governmental activities account for 99% of the County's net position. One of the major components of general revenue collected by governmental activities is property taxes. Overall property taxes collected amounted to \$112,723,087, an increase of \$8,982,895 from the prior year. This increase was due to an increase in taxable value of about 9%. Other taxes amounted to \$28,792,712 and include infrastructure sales tax (\$16,165,171), gas taxes (\$7,726,450), communications services taxes (\$1,453,901) and tourist development taxes (\$3,447,190).

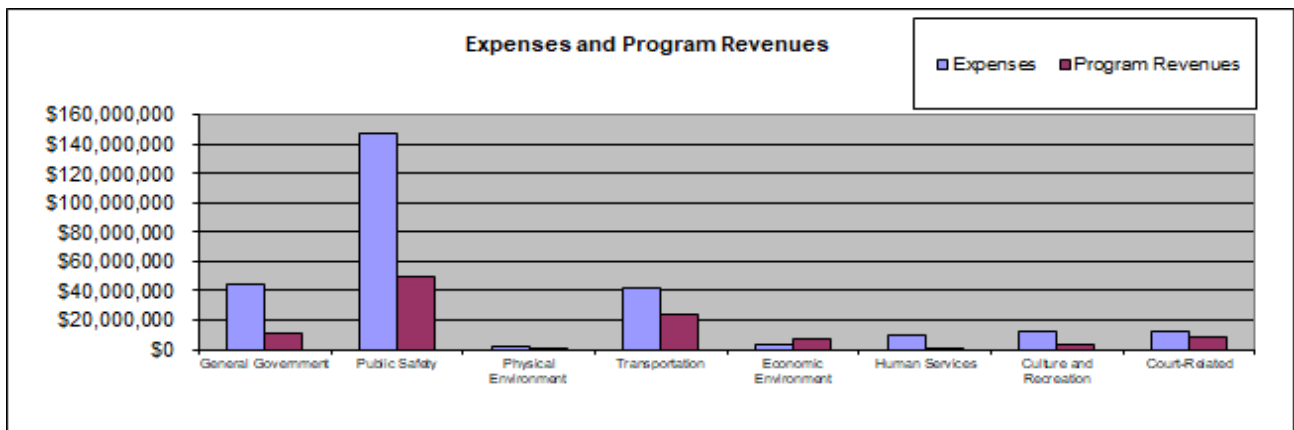
Other variances in governmental activities include:

- Other ad valorem taxes include the Stormwater Management, Parks and Roads Municipal Services Taxing Unit Fund, the Lake County Ambulance Fund, the Municipal Services Taxing Unit for Fire Protection Fund and Voter Approved Debt. The tax rate for the stormwater, parks and roads MSTU was .4957 mills, consistent with prior year. The Ambulance fund adopted a millage rate of .4629 mills, the same as last year. The MSTU for Fire Protection is used to provide funds for advanced life support services by the Fire department. This millage was .4704 in 2018 and 2017. The Voter Approved Debt millage was .1524 in 2018 and 2017. These funds are used to pay debt service on bonds issued to purchase environmentally sensitive land. Collections from these four taxes amounted to about \$20 million of the total approximately \$113 million that was collected, an increase from \$18 million in the previous year.
- Capital grants and contributions increased approximately \$3 million, due in part to an increase in transportation grants of approximately \$1.4 million. In addition, the County received \$1.5 million in capital contributions of state funding for improvements to Lake May Reserve.
- Transportation expenses also increased approximately \$6 million, primarily due to non-capitalized transportation studies and other expenses.
- Public Safety expenses increased approximately \$8 million, primarily the result of increased expenses related to debris removal and other expenses from Hurricane Irma, a storm that significantly affected the County in September 2017.

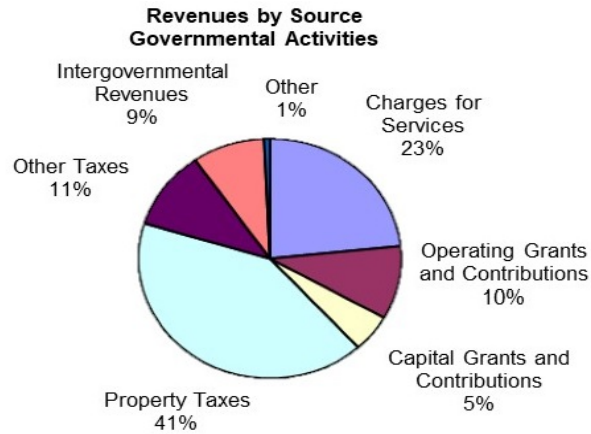
The following is a summary of Lake County governmental and business-type activities for 2018 and 2017, including revenues and expenses, with amounts expressed in thousands:

	Governmental Activities		Business-Type Activities		Total	
	2018	2017	2018	2017	2018	2017
Revenues:						
Program Revenues:						
Charges for services	\$ 63,452	\$ 60,564	\$ 13,087	\$ 12,695	\$ 76,539	73,259
Operating grants and contributions	26,856	24,989	7	-	26,863	24,989
Capital grants and contributions	13,729	10,790	-	-	13,729	10,790
General Revenues:						
Property taxes	112,723	103,740	-	-	112,723	103,740
Other taxes	28,793	27,534	-	-	28,793	27,534
Intergovernmental	24,233	23,001	-	-	24,233	23,001
Other	1,931	1,366	141	219	2,072	1,585
Total Revenues	271,717	251,984	13,235	12,914	284,952	264,898
Expenses:						
General Government	44,322	40,081	-	-	44,322	40,081
Public Safety	146,942	139,131	-	-	146,942	139,131
Physical Environment	2,531	2,435	-	-	2,531	2,435
Transportation	41,651	35,698	-	-	41,651	35,698
Economic Environment	9,782	8,403	-	-	9,782	8,403
Human Services	10,181	9,946	-	-	10,181	9,946
Culture and Recreation	12,571	11,317	-	-	12,571	11,317
Court-Related	11,768	11,376	-	-	11,768	11,376
Interest on long-term debt	3,468	3,439	-	-	3,468	3,439
Landfill	-	-	16,040	15,337	16,040	15,337
Total Expenses	283,216	261,826	16,040	15,337	299,256	277,163
Change in net position before transfers	(11,499)	(9,842)	(2,805)	(2,423)	(14,304)	(12,265)
Transfers	(2,213)	(2,113)	2,213	2,113	-	-
Change in net position	(13,712)	(11,955)	(592)	(310)	(14,304)	(12,265)
Net Position Beginning	330,371	342,326	4,942	5,252	335,313	347,578
Restatement of Net Position	(12,976)	-	-	-	(12,976)	-
Net Position Ending	\$ 303,683	\$ 330,371	\$ 4,350	\$ 4,942	\$ 308,033	335,313

The following graph is a comparison of program revenues and program expenses for all governmental activities. This chart is intended to give the reader an idea of the degree to which governmental activities are self-supporting.



The following pie chart illustrates the composition of governmental activities revenue and its percent in relation to total governmental revenues:



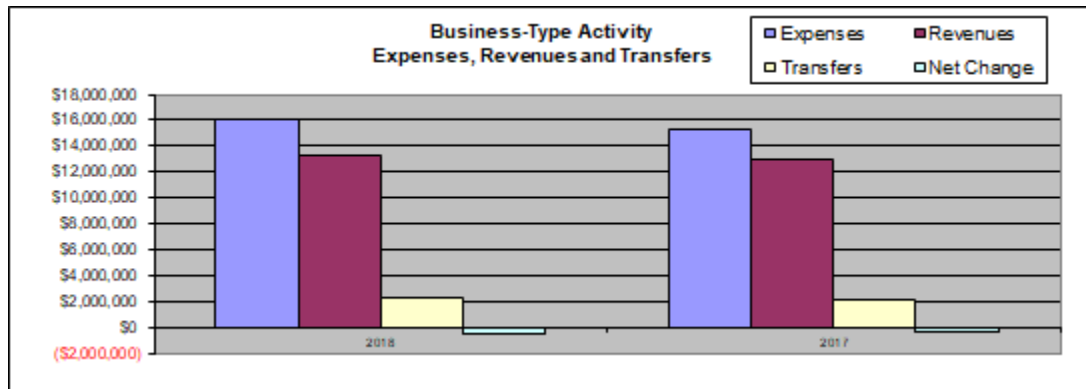
Business-Type Activity

The County has only one business-type activity which is the solid waste management system. The system consists of one operating and six closed landfills. The operating landfill is the Central Landfill Phase III. The six closed landfills are located in Astatula, Umatilla, Lady Lake and Clermont. The Phase III landfill, consisting of two cells, the Ash Cell and Municipal Solid Waste Cell, was completed in 2009. The Ash Cell started accepting waste in 2011. Currently, disposal of waste is primarily transported to a landfill outside Lake County, instead of the Lake County Landfill.

The activities of the solid waste management system are reported in the Landfill Fund. Overall, the fund finished the year consistently when compared to prior year with a decrease in net position of \$592,002 compared to a decrease of \$309,241 in 2017. Revenues remained comparable for 2017 and 2018 at approximately \$12.9 million and \$13.2 million, respectively. Operating expenses (excluding the amounts for landfill closure and post closure costs), also remained fairly consistent for 2017 and 2018 at approximately \$15.3 and \$16 million, respectively. This resulted in an operating loss for 2017 and 2018 of \$2.4 and \$2.8 million, respectively. The County's transfer in from the General Fund remained consistent at approximately \$3 million in 2017 and 2018.

All of these factors and the impact of recording the County's net pension liability resulted in a deficit of unrestricted net position of \$6,421,428 with an overall positive net position of \$4,350,101 which is consistent with the net position of \$4,942,103 for 2017.

The following chart is a comparison of expenses, revenues and transfers by year for business-type activities:



Financial Analysis of the County's Funds

As noted earlier, the County uses fund accounting to ensure and demonstrate compliance with finance-related legal requirements.

Governmental funds. The focus of governmental funds is to provide information on near-term inflows, outflows, and balances of spendable resources. Such information is useful in assessing the County's financing requirements. In particular, assigned and unassigned fund balance may serve as a useful measure of a government's net resources available for spending at the end of the fiscal year.

The combined ending fund balance for all governmental funds at September 30, 2018 was \$94,187,982, an increase of \$23,555,109 from the prior year. The increase in the combined fund balance includes approximately \$20 million in restricted bond proceeds which is discussed under section "Long-Term Debt" on pages 28 to 29. The fund balance in the General Fund decreased by \$7.7 million to \$7,809,106, decreasing the unassigned fund balance by \$4,187,996 to \$6,908,660. The decrease in the fund balance in the General Fund resulted from increased expenses related to Hurricane Irma. For additional information, refer to the section "Governmental Activities" beginning on page 21.

The ending fund balances in governmental funds for 2018 and 2017 were classified as follows:

	<u>2018</u>	<u>2017</u>
Nonspendable	\$ 190,446	\$ 147,014
Restricted	81,383,642	51,864,149
Committed	4,585,163	2,798,018
Assigned	1,120,071	4,727,036
Unassigned	6,908,660	11,096,656
Total Fund Balances	<u>\$ 94,187,982</u>	<u>\$ 70,632,873</u>

The County's chief operating fund is the General Fund. The General Fund as presented in the accompanying financial statements includes the general funds of the

Board of County Commissioners, Clerk of the Circuit Court and Comptroller, Sheriff, Tax Collector, Property Appraiser and Supervisor of Elections. Eliminations have been made in combining these funds so that intergovernmental transactions have been eliminated.

In addition to the General Fund, the County has five governmental funds that are considered major funds under criteria set forth by GASB Statement Number 34. Those funds include the Road Impact Fee Special Revenue Fund, Public Transportation Special Revenue Fund, the Mt. Plymouth-Sorrento CRA Special Revenue Fund, the Sales Tax Capital Projects Fund and the Sales Surtax Revenue Bond Capital Projects Fund. A brief discussion of these funds follows:

Road Impact Fees: This fund is used to account for impact fees collected from the issuance of building permits in the County. Funds collected must be used for new road construction or reconstruction in the district in which collected within six years of collection. This period can be extended under certain circumstances. In 2014, the number of impact fee districts were reduced from six to three. The reduction to three impact fee districts was a recommendation from an impact fee study and will provide greater flexibility in planning road projects. Revenues were \$4,741,993 in 2018 and \$4,517,622 in 2017. Expenditures were \$3,222,501 in 2018 and \$1,269,456 in 2017. The increase in expenditures primarily related to an increase in impact fee projects including Citrus Grove Road in south Lake County.

Public Transportation: This fund was created to account for certain County transportation services, including providing services to the transportation disadvantaged residents of Lake County. A majority of the funding for these services comes from federal and state cost-reimbursable grants. Revenues were \$8,077,320 in 2018 and \$5,876,318 in 2017 and expenditures were \$9,317,695 in 2018 and \$7,262,158 in 2017. Transfers from the General Fund were \$1,213,617 in 2018 and \$1,014,171 in 2017. The increases are related to grant revenue and expenditures for paratransit and fixed route service.

Mt. Plymouth-Sorrento CRA: The fund was created in 2015 to account for revenues and expenditures for the CRA redevelopment projects. The primary revenue source is certain ad valorem taxes collected within the boundaries of the CRA. Revenues were \$21,969 in 2018 and \$13,366 in 2017; there were expenditures of \$725 in 2018 and \$3,000 in 2017. Increases in tax revenues related to increased property values.

Sales Tax Projects: This fund accounts for the construction of various capital projects, using discretionary infrastructure sales surtax revenues from a locally imposed one-cent sales tax. Transfers in from the County Sales Tax Fund were \$14,109,583 in 2018 and \$10,086,123 in 2017. Expenditures in 2018 were \$8,133,717 compared to \$13,615,241 in 2017. Significant projects included various building and improvements projects of about \$2.7 million, county-wide resurfacing, sidewalks and road improvements of approximately \$3.6 million and equipment and vehicle purchases of about \$1.8 million.

Sales Surtax Revenue Bond Capital Projects: This fund was established in 2018 and accounts for the proceeds from the \$19,980,000 Sales Surtax Revenue Bond, Series 2018 which will be used to fund the construction of a new animal shelter and upgrade the County's emergency radio system. Revenues and expenditures were \$38,972 and \$226,525 in 2018, respectively.

Proprietary funds: The County's proprietary funds provide the same type of information found in the government-wide financial statements, but in more detail. The County's only enterprise fund is the Landfill Fund, and financial highlights are discussed above, under business-type activity.

General Fund Budgetary Highlights

Differences between the original budget and the final amended budget was \$8,895,657 (increase in appropriations for expenditures). The increases related to budgeted hurricane expenditures of approximately \$8 million for Hurricane Irma under public safety.

Actual revenues were higher than the final adopted budget by \$2,377,870 primarily as a result of tax collections. Collections of revenues, such as sales tax and property tax, have improved as the economy has grown.

Actual expenditures in the General Fund were under the final amended budget by \$1,576,028. A brief description of some of these differences follows:

- General government differences of \$1,109,120 from spending in personal services and operating expenses by the Constitutional Officers being lower than budgeted amounts, and non-departmental capital projects being delayed.
- Differences in public safety of \$359,146 primarily from inmate medical care budgeted but not spent.

Capital Assets and Debt Administration

Capital assets. The County's investment in capital assets for its governmental and business-type activity as of September 30, 2018, amounts to \$483,588,643 (net of accumulated depreciation). This investment in capital assets includes land, buildings, improvements, machinery and equipment, park facilities, and roads completed and put into use during the period from fiscal year 1980 to 2018.

The County has a locally imposed Infrastructure Sales Surtax, a one-cent sales tax that can be used for infrastructure. These funds are used for public safety vehicles and equipment; sidewalk and road improvements; trails and recreation; water quality and other infrastructure needs.

Additions to building included the completion of the Altoona Fire Station, for \$1.4 million, and the new Tax Collector building for \$2.8 million. Other building spending

included approximately \$455,000 for the Hickory Point Athletic facility, about \$175,000 for the new Animal Shelter and approximately \$1 million for the continued renovation of the existing courthouse; these projects remain in construction work in progress. In improvements other than building, the County spent approximately \$1 million on park lighting and approximately \$500,000 on the new South Lake Regional Park; these projects also remain in construction work in progress.

The County completed approximately \$3.5 million in improvements on CR 466A, a major road project in northern Lake County of which about \$1.4 million was related to right of way for Phase III. The County also completed approximately \$1 million in improvements to Old Highway 441 in central Lake County. In addition, the County completed \$1.8 million in county-wide sidewalk improvements. The County also spent about \$3 million on Citrus Grove Road in south Lake County, which primarily remains in construction work in progress.

All of these governmental projects were offset by approximately \$28 million of depreciation expenses.

The following is a summary of Lake County's capital assets for governmental and business-type activities for 2018 and 2017, net of accumulated depreciation, with amounts expressed in thousands.

	LAKE COUNTY'S CAPITAL ASSETS					
	Governmental		Business-Type		Total	
	Activities		Activity			
	2018	2017	2018	2017	2018	2017
Land	\$ 97,286	\$ 95,150	\$ 2,913	\$ 2,913	\$ 100,199	\$ 98,063
Buildings	157,656	159,360	432	517	158,088	159,877
Improvements other than buildings	19,679	21,378	7,088	7,223	26,767	28,601
Machinery and equipment	20,425	20,542	339	401	20,764	20,943
Infrastructure	152,246	159,108	-	-	152,246	159,108
Construction work in progress	25,525	30,013	-	-	25,525	30,013
Total	\$ 472,817	\$ 485,551	\$ 10,772	\$ 11,054	\$ 483,589	\$ 496,605

Additional information on capital assets can be found in Note 5 to the financial statements.

Long-Term Debt

At September 30, 2018, Lake County had bonded debt outstanding of \$113,330,000 consisting of five bond issues as follows:

\$25,845,000 in Capital Improvement Refunding Revenue Bonds, Series 2015A: These bonds were issued to partially refund the Capital Improvement Revenue Bonds, Series 2007, that were originally issued to provide funds to acquire, construct and equip various capital improvements, including the courthouse and other government buildings in downtown Tavares. The bonds are secured by a pledge of the half cent sales tax.

The bond is held by Regions Capital Advantage, Inc. Final maturity is in 2026. The balance at September 30, 2018 was \$22,650,000.

\$50,140,000 in Capital Improvement Refunding Revenue Bonds, Series 2015B:

These bonds were issued to partially refund the Capital Improvement Revenue Bonds, Series 2007, that were originally issued to provide funds to acquire, construct and equip various capital improvements, including the courthouse and other government buildings in downtown Tavares. These bonds are secured by a pledge of the half cent sales tax. Final maturity is in 2037. The bonds are rated AA- by Fitch, Inc. and A1 by Moody's Investors Service, Inc. The balance at September 30, 2018 was \$49,890,000.

\$20,950,000 in Limited General Obligation Refunding Bonds, Series 2015:

These bonds were issued to partially refund the Limited General Obligation Bonds, Series 2007. These bonds are secured by ad valorem taxes assessed at an amount not to exceed 1/3 of 1 mill as approved by referendum on November 2, 2004. The bonds were issued to acquire and improve lands within the County, to protect drinking water sources, preserve natural areas and protect open space from overdevelopment. The bond is held by Citizens First Bank. Final maturity is in 2026. The balance at September 30, 2018 was \$18,330,000.

\$3,635,000 Sales Tax Refunding Revenue Bond (Pari-Mutuel Revenues Replacement Program), Series 2011:

The County issued this bond in 2011 in a current refunding of the Sales Tax Revenue Bonds (Pari-Mutuel Revenues Replacement Program) Series 2000 that were previously outstanding. The refunding was undertaken to reduce debt service payments. The refunding bond is secured by sales tax revenues which are paid to the County by the State of Florida as a replacement for funds previously distributed from pari-mutuel wagering revenues. Final maturity is in 2030. The original bonds were issued in 2001 to fund county-wide recreation projects. In 2013, the bond was modified and reissued at a reduced rate resulting in a net present value savings of \$195,930. The interest rate decreased from 3.91% to 3.12%. The bond is held by Branch Banking & Trust Company. The balance outstanding at September 30, 2018 was \$2,480,000.

\$19,980,000 in Sales Surtax Revenue Bonds, Series 2018: These bonds are secured by a pledge of the levy of the one cent local government Infrastructure Sales Surtax Revenues. These bonds were issued to provide funds to construct a new animal shelter and upgrade the County's public safety radio network. The bond is held by Citizen's First Bank. Final maturity is in 2033. The balance at September 30, 2018 was \$19,980,000.

Additional information on debt can be found in Note 6 to the financial statements.

Economic Factors and Next Year's Budgets and Rates

- The unemployment rate was estimated at 2.9% for Lake County, 3.5% for the State of Florida and 3.7% for the nation at September 30, 2018. Last year's rate for the County was 3.4%.
- Over the last 12 months, inflation nationally as indicated by the consumer price index increased 2.28% as of September 30, 2018.

These factors were considered in preparing the County's budget for Fiscal Year 2019. In addition, at its final budget hearing on September 25, 2018, the Board adopted the following millage rates:

General Fund:	5.1180	mills
Stormwater, Parks and Roads:	0.4957	mills
Lake County Ambulance Fund:	0.4629	mills
Voter Approved Debt:	0.1324	mills
Fire/EMS MSTU:	0.4704	mills

Requests for Information

This financial report is designed to provide a general overview of the Lake County finances for all of those with an interest in the government's finances. Questions concerning any of the information provided in this report or requests for additional financial information should be addressed to the Lake County Clerk of the Circuit Court and Comptroller's Office, County Finance Department, 315 West Main Street, Tavares, Florida 32778.

LAKE COUNTY, FLORIDA
STATEMENT OF NET POSITION
September 30, 2018

	<u>Governmental Activities</u>	<u>Business-Type Activity</u>	<u>Total</u>
Assets			
Current Assets:			
Cash and Cash Equivalents	\$ 86,252,375	\$ 3,135,661	\$ 89,388,036
Accounts Receivable	2,845,644	13,228	2,858,872
Due from Other Governments	14,455,903	-	14,455,903
Inventories	563,257	-	563,257
Total Current Assets	104,117,179	3,148,889	107,266,068
Noncurrent Assets:			
Assessments Receivable	192,457	-	192,457
Restricted Cash and Investments	19,915,778	-	19,915,778
Land and Other Nondepreciable Assets	122,810,514	2,913,017	125,723,531
Depreciable Capital Assets, Net	350,006,600	7,858,512	357,865,112
Total Noncurrent Assets	492,925,349	10,771,529	503,696,878
Total Assets	597,042,528	13,920,418	610,962,946
Deferred Outflows of Resources			
Deferred Outflows Related to Pensions	60,207,617	473,240	60,680,857
Deferred Amounts Related to Refunding	3,868,481	-	3,868,481
Deferred Outflows Related to OPEB	899,182	-	899,182
Total Deferred Outflows of Resources	64,975,280	473,240	65,448,520
Liabilities			
Current Liabilities:			
Accounts Payable	12,140,279	1,092,984	13,233,263
Retainage Payable	335,307	-	335,307
Accrued Liabilities	3,188,872	50,637	3,239,509
Due to Other Governments	2,054,042	-	2,054,042
Deposits	1,743,246	14,460	1,757,706
Estimated Claims Payable	2,935,659	-	2,935,659
Current Portion of Long-Term Obligations	11,594,426	341,655	11,936,081
Total Current Liabilities	33,991,831	1,499,736	35,491,567
Noncurrent Liabilities:			
Noncurrent Portion of Long-Term Obligations	115,596,213	81,668	115,677,881
Net Pension Liability	146,655,877	1,189,903	147,845,780
Total OPEB Liability	38,391,852	-	38,391,852
Landfill Closure and Post Closure Care Costs	-	7,132,526	7,132,526
Total Noncurrent Liabilities	300,643,942	8,404,097	309,048,039
Total Liabilities	334,635,773	9,903,833	344,539,606
Deferred Inflows of Resources			
Deferred Inflows Related to Pensions	19,832,193	139,724	19,971,917
Deferred Inflows Related to OPEB	3,867,174	-	3,867,174
Total Deferred Inflows of Resources	23,699,367	139,724	23,839,091
Net Position			
Net Investment in Capital Assets	380,161,246	10,771,529	390,932,775
Restricted for Transportation Expenses	20,076,833	-	20,076,833
Restricted for Public Safety	10,977,662	-	10,977,662
Restricted for Tourist Development	7,415,201	-	7,415,201
Restricted for Debt Service	995,947	-	995,947
Restricted for Housing Programs	4,422,823	-	4,422,823
Restricted for Special Revenues Other	2,639,485	-	2,639,485
Restricted for Construction/Capital	16,248,883	-	16,248,883
Unrestricted	(139,255,412)	(6,421,428)	(145,676,840)
Total Net Position	\$ 303,682,668	\$ 4,350,101	\$ 308,032,769

The notes to the financial statements are an integral part of this statement.

This page intentionally left blank.

LAKE COUNTY, FLORIDA
STATEMENT OF ACTIVITIES
For the Year Ended September 30, 2018

Functions/Programs	Program Revenues				Net (Expense) Revenue and Change in Net Position		
	Expenses	Charges for Services	Operating Grants and Contributions	Capital Grants and Contributions	Governmental Activities	Business-Type Activity	Total
Governmental Activities:							
General Government	\$ 44,321,819	\$ 10,000,253	\$ 581,044	\$ -	\$ (33,740,522)	\$ -	\$ (33,740,522)
Public Safety	146,942,201	41,984,103	7,538,984	666,158	(96,752,956)	-	(96,752,956)
Physical Environment	2,530,539	464,844	25,511	218,444	(1,821,740)	-	(1,821,740)
Transportation	41,651,051	2,590,942	10,976,212	10,589,042	(17,494,855)	-	(17,494,855)
Economic Environment	9,781,577	5,000	6,797,288	-	(2,979,289)	-	(2,979,289)
Human Services	10,181,152	309,266	209,967	-	(9,661,919)	-	(9,661,919)
Culture and Recreation	12,571,191	379,138	217,037	2,255,477	(9,719,539)	-	(9,719,539)
Court-Related	11,768,391	7,719,352	212,135	-	(3,836,904)	-	(3,836,904)
Interest on Long-Term Debt	3,468,413	-	297,667	-	(3,170,746)	-	(3,170,746)
Total Governmental Activities	283,216,334	63,452,898	26,855,845	13,729,121	(179,178,470)	-	(179,178,470)
Business-Type Activity:							
Landfill	16,039,803	13,086,848	6,844	-	-	(2,946,111)	(2,946,111)
Total Primary Government	\$ 299,256,137	\$ 76,539,746	\$ 26,862,689	\$ 13,729,121	(179,178,470)	(2,946,111)	(182,124,581)
General Revenues							
Taxes:							
Property Taxes					112,723,087	-	112,723,087
Sales Taxes					16,165,171	-	16,165,171
Gas Taxes					7,726,450	-	7,726,450
Communication Services Tax					1,453,901	-	1,453,901
Other					3,447,190	-	3,447,190
Intergovernmental Revenues, unrestricted					24,232,727	-	24,232,727
Investment Income					1,093,853	61,574	1,155,427
Miscellaneous income					837,428	79,250	916,678
Transfers					(2,213,285)	2,213,285	-
Total General Revenues and Transfers					165,466,522	2,354,109	167,820,631
Change in Net Position					(13,711,948)	(592,002)	(14,303,950)
Net Position at Beginning of Year					330,370,999	4,942,103	335,313,102
Restatement for GASB 75 Implementation					(12,976,383)	-	(12,976,383)
Net Position at End of Year					\$ 303,682,668	\$ 4,350,101	\$ 308,032,769

The notes to the financial statements are an integral part of this statement.

**LAKE COUNTY, FLORIDA
BALANCE SHEET
GOVERNMENTAL FUNDS
September 30, 2018**

	<u>Major Special Revenue Funds</u>		
	<u>General Fund</u>	<u>Road Impact Fee</u>	<u>Public Transportation</u>
Assets			
Cash	\$ 3,135,394	\$ -	\$ 210
Pooled Cash and Investments	3,183,500	13,117,288	-
Accounts Receivable	169,514	-	67,491
Assessments Receivable	-	-	-
Due from Other Funds	7,105,509	-	-
Intragovernmental Receivables	174,457	-	-
Due from Other Governments	2,537,203	1,199,204	5,817,633
Inventories	190,446	-	-
Total Assets	<u>\$ 16,496,023</u>	<u>\$ 14,316,492</u>	<u>\$ 5,885,334</u>
Liabilities and Fund Balances			
Liabilities:			
Accounts Payable	\$ 3,774,021	\$ 971,222	\$ 988,097
Retainage Payable	15,550	168,301	-
Accrued Liabilities	1,696,900	-	15,742
Due to Other Funds	-	-	4,689,490
Intragovernmental Payables	609,450	-	-
Due to Other Governments	1,508,611	-	-
Deposits	1,082,385	-	-
Total Liabilities	<u>8,686,917</u>	<u>1,139,523</u>	<u>5,693,329</u>
Fund Balances:			
Nonspendable:			
Inventories	190,446	-	-
Restricted	-	13,176,969	192,005
Committed	-	-	-
Assigned	710,000	-	-
Unassigned	6,908,660	-	-
Total Fund Balances	<u>7,809,106</u>	<u>13,176,969</u>	<u>192,005</u>
Total Liabilities and Fund Balances	<u>\$ 16,496,023</u>	<u>\$ 14,316,492</u>	<u>\$ 5,885,334</u>

The notes to the financial statements are an integral part of this statement.

<u>Major Special Revenue Funds</u>	<u>Major Capital Projects Funds</u>			
<u>Mt. Plymouth- Sorrento CRA</u>	<u>Sales Tax Capital Projects</u>	<u>Sales Surtax Revenue Bond Capital Projects</u>	<u>Nonmajor Governmental Funds</u>	<u>Total Governmental Funds</u>
\$ -	\$ -	\$ -	\$ 4,727	\$ 3,140,331
51,621	12,720,776	19,792,447	40,755,554	89,621,186
-	-	-	2,302,715	2,539,720
-	-	-	192,457	192,457
-	1,233,592	-	-	8,339,101
-	-	-	399,110	573,567
-	-	-	4,863,258	14,417,298
-	-	-	-	190,446
\$ 51,621	\$ 13,954,368	\$ 19,792,447	\$ 48,517,821	\$ 119,014,106
\$ -	\$ 869,306	\$ -	\$ 3,209,049	\$ 9,811,695
-	51,076	-	100,380	335,307
-	-	-	1,446,765	3,159,407
-	-	-	2,249,030	6,938,520
-	-	-	174,457	783,907
-	30,400	-	515,031	2,054,042
-	-	-	660,861	1,743,246
-	950,782	-	8,355,573	24,826,124
-	-	-	-	190,446
51,621	13,003,586	19,792,447	35,167,014	81,383,642
-	-	-	4,585,163	4,585,163
-	-	-	410,071	1,120,071
-	-	-	-	6,908,660
51,621	13,003,586	19,792,447	40,162,248	94,187,982
\$ 51,621	\$ 13,954,368	\$ 19,792,447	\$ 48,517,821	\$ 119,014,106

This page intentionally left blank.

**LAKE COUNTY, FLORIDA
RECONCILIATION OF THE BALANCE SHEET - GOVERNMENTAL
FUNDS TO THE NET POSITION - GOVERNMENTAL ACTIVITIES
September 30, 2018**

Amounts reported for governmental activities in the statement of net position are different because:

Fund balances-total governmental funds	\$	94,187,982
Capital assets used in governmental activities are not financial resources and, therefore, are not reported in the funds. This is the amount of capital assets net of accumulated depreciation, excluding the capital assets of the Internal Service Funds of \$51,006.		472,766,108
Internal Service Funds are used by management to charge the costs of fleet maintenance and insurance to individual funds. The assets and liabilities of the Internal Service Funds are included in governmental activities in the Statement of Net Position.		7,185,280
Long-term obligations, including bonds payable, are not due and payable in the current period and, therefore, are not reported in the governmental funds, excluding the long-term obligations of the Internal Service Funds of \$80,131.		(127,110,508)
Deferred outflows of resources related to refunding of bonds are not due and payable in the current period and, therefore, are not reported in the governmental funds.		3,868,481
Net pension liability and deferred outflows and inflows of resources related to pensions are not reported in the governmental funds but will be recognized in pension expense on a long-term basis and, therefore, are reported in the Statement of Net Position. This is the net effect of deferred outflows, deferred inflows, and net pension liability, excluding the Internal Service Funds amounts of \$239,295, \$69,801 and \$595,116 respectively.		(105,854,831)
Total OPEB liability and deferred outflows and inflows of resources related to OPEB are not reported in the governmental funds but will be recognized in OPEB expense on a long-term basis and, therefore, are reported in the Statement of Net Position. This is the net effect of deferred outflows, deferred inflows and total OPEB liability.		(41,359,844)
Net position of governmental activities	\$	<u>303,682,668</u>

The notes to the financial statements are an integral part of this statement.

LAKE COUNTY, FLORIDA
STATEMENT OF REVENUES, EXPENDITURES
AND CHANGES IN FUND BALANCES
GOVERNMENTAL FUNDS
For the Year Ended September 30, 2018

	<u>General Fund</u>	<u>Major Special Revenue Funds</u>	
		<u>Road Impact Fee</u>	<u>Public Transportation</u>
Revenues			
Taxes	\$ 94,249,596	\$ -	\$ -
Licenses and Permits	572,503	-	-
Intergovernmental	25,242,585	-	7,505,220
Charges for Services	15,407,825	-	468,504
Fines and Forfeitures	430,781	-	-
Special Assessments	-	4,619,243	-
Investment Income	264,039	122,750	-
Miscellaneous	1,343,216	-	103,596
Total Revenues	137,510,545	4,741,993	8,077,320
Expenditures			
Current:			
General Government	39,912,576	-	-
Public Safety	81,556,475	-	-
Physical Environment	1,232,216	-	-
Transportation	-	3,222,501	9,317,695
Economic Environment	1,090,411	-	-
Human Services	9,659,194	-	-
Culture and Recreation	233,913	-	-
Court-Related Expenditures	3,108,685	-	-
Debt Service:			
Principal	94,322	-	-
Interest and Fiscal Charges	18,377	-	-
Bond Issuance Costs	-	-	-
Capital Outlay	-	-	-
Total Expenditures	136,906,169	3,222,501	9,317,695
Excess of Revenues Over (Under)			
Expenditures	604,376	1,519,492	(1,240,375)
Other Financing Sources (Uses)			
Transfers In	5,495,863	-	1,213,617
Transfers Out	(13,863,093)	-	-
Bonds Issued	-	-	-
Total Other Financing Sources (Uses)	(8,367,230)	-	1,213,617
Net Change in Fund Balances	(7,762,854)	1,519,492	(26,758)
Fund Balances at Beginning of Year	15,533,670	11,657,477	218,763
Inventory Reserve Increase (Decrease)	38,290	-	-
Fund Balances at End of Year	\$ 7,809,106	\$ 13,176,969	\$ 192,005

The notes to the financial statements are an integral part of this statement.

Major Special Revenue Funds		Major Capital Projects Funds		Nonmajor Governmental Funds	Total Governmental Funds
Mt. Plymouth-Sorrento CRA	Sales Tax Capital Projects	Sales Surtax Revenue Bond Capital Projects			
\$ 20,501	\$ -	\$ -	\$ 47,245,702	\$ 141,515,799	
-	-	-	3,356,646	3,929,149	
989	-	-	26,384,868	59,133,662	
-	-	-	22,876,936	38,753,265	
-	-	-	2,102,433	2,533,214	
-	-	-	19,111,731	23,730,974	
479	85,624	38,972	451,945	963,809	
-	-	-	1,025,983	2,472,795	
21,969	85,624	38,972	122,556,244	273,032,667	
-	-	-	318,650	40,231,226	
-	-	-	55,171,299	136,727,774	
-	-	-	1,137,844	2,370,060	
-	-	-	17,728,655	30,268,851	
725	-	-	9,058,093	10,149,229	
-	-	-	241,158	9,900,352	
-	-	-	10,976,893	11,210,806	
-	-	-	6,783,338	9,892,023	
-	-	-	5,153,334	5,247,656	
-	-	-	3,220,402	3,238,779	
-	-	51,227	-	51,227	
-	8,133,717	175,298	50,051	8,359,066	
725	8,133,717	226,525	109,839,717	267,647,049	
21,244	(8,048,093)	(187,553)	12,716,527	5,385,618	
-	14,109,583	-	12,831,355	33,650,418	
-	-	-	(21,636,124)	(35,499,217)	
-	-	19,980,000	-	19,980,000	
-	14,109,583	19,980,000	(8,804,769)	18,131,201	
21,244	6,061,490	19,792,447	3,911,758	23,516,819	
30,377	6,942,096	-	36,250,490	70,632,873	
-	-	-	-	38,290	
\$ 51,621	\$ 13,003,586	\$ 19,792,447	\$ 40,162,248	\$ 94,187,982	

This page intentionally left blank.

**LAKE COUNTY, FLORIDA
RECONCILIATION OF THE STATEMENT OF REVENUES,
EXPENDITURES, AND CHANGES IN FUND BALANCE - GOVERNMENTAL FUNDS
TO THE STATEMENT OF ACTIVITIES
For The Year Ended September 30, 2018**

Amounts reported for governmental activities in the statement of activities are different because:

Net change in fund balances-total governmental funds	\$ 23,516,819
Governmental funds report capital outlays as expenditures. However, in the Statement of Activities, the cost of those assets is allocated over their estimated useful lives and reported as depreciation expense. This is the amount by which capital outlays of \$16,326,858 were less than depreciation of \$27,601,029 in the current period, excluding Internal Service Fund depreciation of \$5,456.	(11,268,715)
The net effect of miscellaneous transactions involving capital assets (i.e. sales, trade-ins, and donations) is to decrease net position, excluding Internal Service Fund transaction of \$27,613.	(1,486,931)
The issuance of long-term debt provides current financial resources to governmental funds, while the repayment of the principal of long-term debt consumes the current financial resources of governmental funds. Neither transaction, however, has any effect on net position. Also, governmental funds report the effect of premiums, discounts, and similar items when debt is first issued, whereas these amounts are deferred and amortized in the statement of activities. This amount is the net effect of these differences in the treatment of long-term debt and related items.	(14,654,087)
The amortization of deferred outflows resulting from the refunding of long-term debt.	(256,664)
Net adjustment to pension expense resulting from changes in net pension liability and deferred outflows and inflows of resources related to long-term pension obligations, excluding Internal Service Fund amount of \$60,658.	(8,118,880)
Net adjustment to OPEB expense resulting from changes in total OPEB liability, and deferred outflows and inflows of resources related to long-term OPEB obligations.	(2,840,278)
Some expenses reported in the Statement of Activities do not require the use of current financial resources and, therefore, are not reported as expenditures in governmental funds, excluding Internal Service Fund amounts of \$6,272.	303,359
Internal Service Funds are used by management to charge the costs of fleet maintenance and insurance to individual funds. The net revenue (expense) of the internal service funds is reported with governmental activities.	1,093,429
Change in net position of governmental activities	<u>\$ (13,711,948)</u>

The notes to the financial statements are an integral part of this statement.

LAKE COUNTY, FLORIDA
STATEMENT OF REVENUES, EXPENDITURES AND
CHANGES IN FUND BALANCES - BUDGET AND ACTUAL
GENERAL FUND
For the Year Ended September 30, 2018

	<u>Original Budget</u>	<u>Final Budget</u>	<u>Actual</u>	<u>Variance with Final Budget Positive (Negative)</u>
Revenues				
Taxes	\$ 99,559,265	\$ 99,559,265	\$ 94,249,596	\$ (5,309,669)
Licenses and Permits	370,000	562,800	572,503	9,703
Intergovernmental	24,665,641	25,086,038	25,242,585	156,547
Charges for Services	14,597,038	15,174,654	15,407,825	233,171
Fines and Forfeitures	280,250	300,250	430,781	130,531
Investment Income	80,000	80,000	264,039	184,039
Miscellaneous	465,430	1,044,065	1,343,216	299,151
Less: Statutory Requirement	(6,674,397)	(6,674,397)	-	6,674,397
Total Revenues	<u>133,343,227</u>	<u>135,132,675</u>	<u>137,510,545</u>	<u>2,377,870</u>
Expenditures				
Current:				
General Government:				
Legislative Offices	697,778	679,558	671,501	8,057
Executive Offices	2,352,428	2,324,296	2,300,572	23,724
Administrative Services	5,437,801	5,017,623	4,979,444	38,179
Facilities Management	4,925,738	4,635,795	4,632,859	2,936
Economic Growth	1,161,076	1,115,938	1,111,549	4,389
Constitutional Officers	2,192,385	2,187,462	2,135,000	52,462
Clerk of the Circuit Court	6,655,547	7,225,927	7,194,083	31,844
Property Appraiser	3,234,094	3,234,094	3,091,120	142,974
Tax Collector	7,127,174	7,275,543	7,042,974	232,569
Supervisor of Elections	3,116,836	3,637,051	3,316,162	320,889
Non-Departmental	3,598,055	3,688,409	3,437,312	251,097
Total General Government	<u>40,498,912</u>	<u>41,021,696</u>	<u>39,912,576</u>	<u>1,109,120</u>
Public Safety:				
Community Safety and Compliance	1,496,639	1,403,767	1,403,466	301
Emergency Services	2,725,929	2,507,123	2,502,348	4,775
Sheriff	63,883,071	65,108,790	65,108,790	-
Judicial Support	478,788	496,210	496,028	182
Constitutional Officers	2,610,020	3,403,617	3,049,729	353,888
Non-Departmental	822,775	8,996,114	8,996,114	-
Total Public Safety	<u>72,017,222</u>	<u>81,915,621</u>	<u>81,556,475</u>	<u>359,146</u>
Physical Environment:				
Community Safety and Compliance	121,690	-	-	-
Public Resources	830,689	710,317	707,816	2,501
Public Works	565,825	528,570	524,400	4,170
Total Physical Environment	<u>1,518,204</u>	<u>1,238,887</u>	<u>1,232,216</u>	<u>6,671</u>

The notes to the financial statements are an integral part of this statement.

LAKE COUNTY, FLORIDA
STATEMENT OF REVENUES, EXPENDITURES AND
CHANGES IN FUND BALANCES - BUDGET AND ACTUAL
GENERAL FUND
For the Year Ended September 30, 2018

	<u>Original Budget</u>	<u>Final Budget</u>	<u>Actual</u>	<u>Variance with Final Budget Positive (Negative)</u>
Economic Environment:				
Economic Growth	1,172,737	925,329	918,923	6,406
Community Services	191,023	174,392	171,488	2,904
Total Economic Environment	<u>1,363,760</u>	<u>1,099,721</u>	<u>1,090,411</u>	<u>9,310</u>
Human Services:				
Community Services	7,569,976	7,070,227	7,052,492	17,735
Community Safety and Compliance	1,573,729	1,455,426	1,450,692	4,734
Public Works	1,335,047	1,157,149	1,156,010	1,139
Total Human Services:	<u>10,478,752</u>	<u>9,682,802</u>	<u>9,659,194</u>	<u>23,608</u>
Culture and Recreation:				
Public Resources	281,691	291,529	233,913	57,616
Total Culture and Recreation	<u>281,691</u>	<u>291,529</u>	<u>233,913</u>	<u>57,616</u>
Court-Related Expenditures:				
Judicial Support	1,997,595	1,854,783	1,847,676	7,107
State Attorney	746,546	698,971	698,916	55
Public Defender	571,159	565,488	562,093	3,395
Total Court-Related Expenditures	<u>3,315,300</u>	<u>3,119,242</u>	<u>3,108,685</u>	<u>10,557</u>
Debt Service:				
Principal	94,322	94,322	94,322	-
Interest and Fiscal Charges	18,377	18,377	18,377	-
Total Debt Service	<u>112,699</u>	<u>112,699</u>	<u>112,699</u>	<u>-</u>
Total Expenditures	<u>129,586,540</u>	<u>138,482,197</u>	<u>136,906,169</u>	<u>1,576,028</u>
Excess of Revenues Over (Under) Expenditures	3,756,687	(3,349,522)	604,376	3,953,898
Other Financing Sources (Uses)				
Transfers In	4,389,312	4,387,065	5,495,863	1,108,798
Transfers Out	(12,435,685)	(12,794,642)	(13,863,093)	(1,068,451)
Reserve for Contingencies	(11,094,253)	(3,659,764)	-	3,659,764
Total Other Financing Sources (Uses)	<u>(19,140,626)</u>	<u>(12,067,341)</u>	<u>(8,367,230)</u>	<u>3,700,111</u>
Net Change in Fund Balances	(15,383,939)	(15,416,863)	(7,762,854)	7,654,009
Fund Balances at Beginning of Year	15,383,939	15,416,863	15,533,670	116,807
Inventory Reserve Increase (Decrease)	-	-	38,290	38,290
Fund Balances at End of Year	<u>\$ -</u>	<u>\$ -</u>	<u>\$ 7,809,106</u>	<u>\$ 7,809,106</u>

LAKE COUNTY, FLORIDA
STATEMENT OF REVENUES, EXPENDITURES AND
CHANGES IN FUND BALANCES - BUDGET AND ACTUAL
MAJOR FUND - SPECIAL REVENUE FUND
ROAD IMPACT FEE
For the Year Ended September 30, 2018

	<u>Original Budget</u>	<u>Final Budget</u>	<u>Actual</u>	<u>Variance with Final Budget Positive (Negative)</u>
Revenues				
Special Assessments	\$ 3,270,000	\$ 3,270,000	\$ 4,619,243	\$ 1,349,243
Investment Income	10,600	10,600	122,750	112,150
Less: Statutory Requirement	(164,030)	(164,030)	-	164,030
Total Revenues	3,116,570	3,116,570	4,741,993	1,625,423
Expenditures				
Current:				
Transportation	12,516,179	14,774,047	3,222,501	11,551,546
Total Expenditures	12,516,179	14,774,047	3,222,501	11,551,546
Excess of Revenues Over (Under) Expenditures	(9,399,609)	(11,657,477)	1,519,492	13,176,969
Other Financing Sources (Uses)				
Reserve for Contingencies	(829,941)	-	-	-
Total Other Financing Sources (Uses)	(829,941)	-	-	-
Net Change in Fund Balances	(10,229,550)	(11,657,477)	1,519,492	13,176,969
Fund Balances at Beginning of Year	10,229,550	11,657,477	11,657,477	-
Fund Balances at End of Year	\$ -	\$ -	\$ 13,176,969	\$ 13,176,969

The notes to the financial statements are an integral part of this statement.

LAKE COUNTY, FLORIDA
STATEMENT OF REVENUES, EXPENDITURES AND
CHANGES IN FUND BALANCES - BUDGET AND ACTUAL
MAJOR FUND - SPECIAL REVENUE FUND
PUBLIC TRANSPORTATION
For the Year Ended September 30, 2018

	<u>Original Budget</u>	<u>Final Budget</u>	<u>Actual</u>	<u>Variance with Final Budget Positive (Negative)</u>
Revenues				
Intergovernmental	\$ 8,678,895	\$ 12,069,448	\$ 7,505,220	\$ (4,564,228)
Charges for Services	478,650	440,150	468,504	28,354
Investment Income	100	-	-	-
Miscellaneous	2,000	2,000	103,596	101,596
Total Revenues	9,159,645	12,511,598	8,077,320	(4,434,278)
Expenditures				
Current:				
Transportation	10,937,904	13,773,978	9,317,695	4,456,283
Total Expenditures	10,937,904	13,773,978	9,317,695	4,456,283
Excess of Revenues Over (Under) Expenditures	(1,778,259)	(1,262,380)	(1,240,375)	22,005
Other Financing Sources (Uses)				
Transfers In	1,213,617	1,213,617	1,213,617	-
Reserve for Contingencies	(1,363,541)	(170,000)	-	170,000
Total Other Financing Sources (Uses)	(149,924)	1,043,617	1,213,617	170,000
Net Change in Fund Balances	(1,928,183)	(218,763)	(26,758)	192,005
Fund Balances at Beginning of Year	1,928,183	218,763	218,763	-
Fund Balances at End of Year	\$ -	\$ -	\$ 192,005	\$ 192,005

The notes to the financial statements are an integral part of this statement.

LAKE COUNTY, FLORIDA
STATEMENT OF REVENUES, EXPENDITURES AND
CHANGES IN FUND BALANCES - BUDGET AND ACTUAL
MAJOR FUND - SPECIAL REVENUE FUND
MT. PLYMOUTH-SORRENTO CRA
For the Year Ended September 30, 2018

	Original Budget	Final Budget	Actual	Variance with Final Budget Positive (Negative)
Revenues				
Taxes	\$ 20,773	\$ 20,501	\$ 20,501	\$ -
Intergovernmental	1,002	1,002	989	(13)
Investment Income	50	50	479	429
Less: Statutory Requirement	(1,092)	(1,092)	-	1,092
Total Revenues	20,733	20,461	21,969	1,508
Expenditures				
Current:				
Economic Environment	54,290	50,838	725	50,113
Total Expenditures	54,290	50,838	725	50,113
Net Change in Fund Balances	(33,557)	(30,377)	21,244	51,621
Fund Balances at Beginning of Year	33,557	30,377	30,377	-
Fund Balances at End of Year	\$ -	\$ -	\$ 51,621	\$ 51,621

The notes to the financial statements are an integral part of this statement.

This page intentionally left blank.

LAKE COUNTY, FLORIDA
STATEMENT OF NET POSITION
PROPRIETARY FUNDS
September 30, 2018

	Business-Type Activity Landfill Fund	Governmental Activities Internal Service Funds
Assets		
Current Assets:		
Cash	\$ 550	\$ -
Pooled Cash and Investments	3,135,111	13,374,670
Cash with Fiscal Agent	-	31,966
Accounts Receivable	13,228	305,924
Intragovernmental Receivables	-	210,340
Due from Other Governments	-	38,605
Inventory	-	372,811
Total Current Assets	3,148,889	14,334,316
Noncurrent Assets:		
Capital Assets:		
Land	2,913,017	-
Buildings	2,346,963	-
Equipment	2,261,632	649,931
Improvements Other Than Buildings	15,881,917	-
Less: Accumulated Depreciation	(12,632,000)	(598,925)
Total Capital Assets	10,771,529	51,006
Total Noncurrent Assets	10,771,529	51,006
Total Assets	13,920,418	14,385,322
Deferred Outflows of Resources		
Deferred Outflows Related to Pensions	473,240	239,295
Total Deferred Outflows of Resources	473,240	239,295
Liabilities		
Current Liabilities:		
Accounts Payable	1,092,984	2,328,584
Accrued Liabilities	50,637	29,465
Due to Other Funds	-	1,400,581
Estimated Insurance Claims Payable	-	2,935,659
Deposits	14,460	-
Current Portion of Long-Term Obligations	341,655	37,686
Total Current Liabilities	1,499,736	6,731,975
Noncurrent Liabilities:		
Accrued Benefits Payable	81,668	42,445
Net Pension Liability	1,189,903	595,116
Landfill Closure and Post Closure Care Costs	7,132,526	-
Total Noncurrent Liabilities	8,404,097	637,561
Total Liabilities	9,903,833	7,369,536
Deferred Inflows of Resources		
Deferred Inflows Related to Pensions	139,724	69,801
Total Deferred Inflows of Resources	139,724	69,801
Net Position		
Net Investment in Capital Assets	10,771,529	51,006
Unrestricted	(6,421,428)	7,134,274
Total Net Position	\$ 4,350,101	\$ 7,185,280

The notes to the financial statements are an integral part of this statement.

LAKE COUNTY, FLORIDA
STATEMENT OF REVENUES, EXPENSES
AND CHANGES IN NET POSITION
PROPRIETARY FUNDS
For the Year Ended September 30, 2018

	Business-Type Activity Landfill Fund	Governmental Activities Internal Service Funds
Operating Revenues		
Charges for Services	\$ 13,086,848	\$ 30,311,708
Miscellaneous	80,965	114,283
Total Operating Revenues	13,167,813	30,425,991
Operating Expenses		
Benefit Payments and Claims	-	21,499,637
Personal Services	1,739,684	856,889
Contracted Services	11,482,597	10,719
Supplies and Materials	195,317	800,563
Repairs and Maintenance	490,731	1,600,612
Utilities	24,598	21,957
Other Charges and Services	1,786,777	4,344,178
Depreciation and Amortization	293,710	5,456
Landfill Closure and Post Closure Care Costs	26,389	-
Total Operating Expenses	16,039,803	29,140,011
Operating Income (Loss)	(2,871,990)	1,285,980
Non-Operating Revenues (Expenses)		
Investment Income	61,574	130,044
Net Gain (Loss) on Disposal of Capital Assets	5,129	3,601
Total Non-Operating Revenues (Expenses)	66,703	133,645
Income (Loss) Before Transfers	(2,805,287)	1,419,625
Capital Contributions	10,677	27,613
Transfers In	3,101,281	-
Transfers Out	(898,673)	(353,809)
Total Capital Contributions and Transfers	2,213,285	(326,196)
Change in Net Position	(592,002)	1,093,429
Total Net Position at Beginning of Year	4,942,103	6,091,851
Total Net Position at End of Year	\$ 4,350,101	\$ 7,185,280

The notes to the financial statements are an integral part of this statement.

**LAKE COUNTY, FLORIDA
STATEMENT OF CASH FLOWS
PROPRIETARY FUNDS
For the Year Ended September 30, 2018**

	Business-Type Activity Landfill Fund	Governmental Activities Internal Service Funds
Cash Flows from Operating Activities:		
Cash Received from Customers, and for Contributions Including Cash Deposits	\$ 13,160,640	\$ 30,462,590
Cash Paid to Suppliers and for Claims	(13,807,690)	(28,565,919)
Cash Paid to Employees	(1,296,314)	(729,285)
Cash Paid to Internal Service Fund	(709,026)	(181,104)
Net Cash Provided (Used) by Operating Activities	(2,652,390)	986,282
Cash Flows from Non-Capital Financing Activities:		
Cash Transfers from Other Funds	3,101,281	-
Cash Transfers to Other Funds	(898,673)	(353,809)
Cash Advance from Other Funds	-	131,618
Net Cash Provided (Used) by Non-Capital Financing Activities	2,202,608	(222,191)
Cash Flows From Capital And Related Financing Activities:		
Proceeds from Sale of Capital Assets	5,129	3,601
Net Cash Provided (Used) by Capital and Related Financing Activities	5,129	3,601
Cash Flows from Investing Activities:		
Investment Income Received	61,574	130,044
Net Cash Provided (Used) by Investing Activities	61,574	130,044
Net Change in Cash And Cash Equivalents	(383,079)	897,736
Cash and Cash Equivalents at October 1	3,518,740	12,508,900
Cash and Cash Equivalents at September 30	\$ 3,135,661	\$ 13,406,636

The notes to the financial statements are an integral part of this statement.

**LAKE COUNTY, FLORIDA
STATEMENT OF CASH FLOWS
PROPRIETARY FUNDS
For the Year Ended September 30, 2018**

**RECONCILIATION OF OPERATING INCOME (LOSS) TO
NET CASH PROVIDED (USED) BY OPERATING ACTIVITIES**

	Business-Type Activity Landfill Fund	Governmental Activities Internal Service Funds
	\$	\$
Operating Income (Loss)	(2,871,990)	1,285,980
Adjustments to Reconcile Operating Income (Loss) to Net Cash Provided (Used) by Operating Activities:		
Depreciation and Amortization Expense	293,710	5,456
Change in Accounts Receivable	(6,673)	155,643
Change in Intragovernmental Receivables	-	(110,804)
Change in Due from Other Governments	-	(8,240)
Change in Inventory	-	(70,381)
Change in Deferred Outflow of Resources	35,537	75,597
Change in Accounts Payable	(97,417)	852,150
Change in Accrued Liabilities	3,504	886
Change in Estimated Claims Payable	-	(1,070,022)
Change in Accrued Benefits Payable	10,290	6,272
Change in Net Pension Liability	(30,620)	(160,447)
Change in Closure and Post Closure Costs	(54,179)	-
Change in Deposits	(500)	-
Change in Deferred Inflow of Resources	65,948	24,192
Total Adjustments	219,600	(299,698)
Net Cash Provided (Used) by Operating Activities	\$ (2,652,390)	\$ 986,282
<u>Noncash Investing, Capital and Financing Activities</u>		
Capital Contribution	\$ 10,677	\$ 27,613

The notes to the financial statements are in integral part of this statement.

LAKE COUNTY, FLORIDA
STATEMENT OF FIDUCIARY ASSETS AND LIABILITIES
FIDUCIARY FUNDS
September 30, 2018

		<u>Agency Funds</u>
<u>Assets</u>		
Cash	\$	4,930,584
Pooled Cash and Investments		15,297,834
Due from Other Governments		<u>29,795</u>
Total Assets	\$	<u>20,258,213</u>
<u>Liabilities</u>		
Accounts Payable	\$	18,021
Due to Other Governments		8,841,009
Deposits		8,225,493
Taxes Collected in Advance		2,992,949
Cash Bonds Payable		<u>180,741</u>
Total Liabilities	\$	<u>20,258,213</u>

The notes to the financial statements are an integral part of this statement.

LAKE COUNTY, FLORIDA
NOTES TO FINANCIAL STATEMENTS
SEPTEMBER 30, 2018

1. SUMMARY OF SIGNIFICANT ACCOUNTING POLICIES

The financial statements of Lake County, Florida, (the County), have been prepared in conformity with accounting principles generally accepted in the United States of America (GAAP) as applied to governmental units. The Governmental Accounting Standards Board (GASB) is the accepted standard-setting body for establishing governmental accounting and financial reporting principles. The more significant of the County's accounting policies are described below.

A. Reporting Entity:

Lake County is a political subdivision of the State of Florida pursuant to Article VIII, Section (1), Constitution of the State of Florida. The County is guided by an elected Board of County Commissioners (the Board) which is governed by state statutes. In addition to the members of the Board, there are five elected Constitutional Officers: the Tax Collector, Property Appraiser, Clerk of the Circuit Court and Comptroller (Clerk), Sheriff and the Supervisor of Elections. The entities controlled by these officials are combined and comprise the primary government.

The Board funds a portion, or in certain instances all, of the operating budgets of the County's Constitutional Officers. The payments by the Board to fund the operations of the Constitutional Officers are recorded as "Transfers Out" on the financial statements of the Board and as "Transfers In" on the financial statements of the Constitutional Officers. Florida Statutes require the applicable budget excess of the Constitutional Officers to be returned to the Board at the close of the fiscal year. Accordingly, such amounts are recorded as "Transfers Out" by the Constitutional Officers and "Transfers In" by the Board.

Information is reported for each of the County's Constitutional Officers within the General Fund. Eliminations of intragovernmental receivables, payables, and transfers for governmental activities have been made and are reported in the financial statements.

The accompanying financial statements present Lake County (the primary government described above) and its component units. A component unit is a legally separate organization for which the County is financially accountable. Blended component units, although legally separate entities, are in substance, part of the County's operations. A description of the County's component units and the criteria for their inclusion in the County's financial statements follows:

Blended Component Units: Mt. Plymouth-Sorrento Community Redevelopment Agency (CRA); Lake County Municipal Services Taxing Unit for Fire Protection; Greater Hills Municipal Service Benefit Unit; Greater Groves Municipal Service Benefit Unit; Village Green Street Lighting; Greater Pines Municipal Services; Picciola Island Street Lighting; Valencia Terrace Street Lighting; Sylvan Shores Street Lighting and Lake Emergency Medical Services, Inc.

LAKE COUNTY, FLORIDA
 NOTES TO FINANCIAL STATEMENTS
SEPTEMBER 30, 2018

These funds are supported by taxes or fees collected from the residents who benefit from these services. However, pursuant to Florida Statutes, County Resolutions, County Ordinances or interlocal agreements, the Board of County Commissioners is the governing body of these organizations. Additionally, there is a financial benefit or burden relationship between the component unit and the Board. These funds are included as special revenue funds. None of the Component units issue stand-alone financial statements.

The following is a listing of the name and legal authority for each component unit of Lake County, Florida.

<u>Name</u>	<u>Legal Authority</u>
Mt. Plymouth-Sorrento Community Redevelopment Agency (CRA)	County Resolution 2012-76, 2012-77
Lake County Municipal Services Taxing Unit for Fire Protection	County Ordinances 1985-13,1989-9(G), 1990-24, 29; 1991-18,1998-64
Greater Hills Municipal Service Benefit Unit	County Resolution 1995-169
Greater Groves Municipal Service Benefit Unit	County Resolution 1993-226
Village Green Street Lighting	County Resolution 1993-224
Greater Pines Municipal Services	County Resolution 1993-227
Picciola Island Street Lighting	County Resolution 1997-167
Valencia Terrace Street Lighting	County Resolution 1999-147
Sylvan Shores Street Lighting	County Resolution 2017-13
Lake Emergency Medical Services, Inc	Articles of Incorporation

B. Government-wide and fund financial statements:
 The government-wide financial statements (i.e., the Statement of Net Position and the Statement of Activities) report information on all of the non-fiduciary activities of Lake County and its component units. For the most part, the effect of interfund activity has been removed from these statements. Governmental activities, which normally are supported by taxes and intergovernmental revenues, are reported separately from the County's Landfill Fund, a business-type activity, which relies primarily on user fees.

The Statement of Activities demonstrates the degree to which the direct expenses of a given function, such as general government, public safety, transportation, physical and economic environment, human services, culture and recreation and court-related expenses, are offset by program revenues. Direct expenses are those that are clearly identifiable with a specific function or segment. Program revenues include 1) charges to customers or applicants who purchase, use, or directly benefit from goods, services, or privileges provided by a given function or segment and 2) grants and contributions that

LAKE COUNTY, FLORIDA
NOTES TO FINANCIAL STATEMENTS
SEPTEMBER 30, 2018

are restricted to meeting the operational or capital requirements or a particular function or segment. Taxes and other items, including unrestricted intergovernmental revenues, not properly included among program revenues are reported instead as general revenues.

Separate financial statements are provided for governmental funds, proprietary funds, and fiduciary funds, even though fiduciary funds are excluded from the government-wide financial statements. Major individual governmental funds and the Landfill Fund are reported as separate columns in the fund financial statements.

C. Measurement Focus, Basis of Accounting, and Financial Statement Presentation: The government-wide financial statements are reported using the economic resources measurement focus and the accrual basis of accounting, as are the proprietary fund statements. The fiduciary fund financial statements, which include only agency funds, are reported using the accrual basis of accounting. Revenues are recorded when earned and expenses are recorded when a liability is incurred, regardless of the timing of related cash flows. Property taxes are recognized as revenues in the year for which they are levied. Grants and similar items are recognized as soon as all eligibility requirements imposed by the provider have been met.

Proprietary funds distinguish operating revenues and expenses from nonoperating items. Operating revenues and expenses generally result from providing services and producing and delivering goods in connection with a proprietary fund's principal ongoing operations. The principal operating revenues of the Landfill Fund and internal service funds are charges to customers for sales and services. Operating expenses for the Landfill Fund and internal service funds include the cost of sales and services, administrative expenses, and depreciation on capital assets. All revenues and expenses not meeting this definition are reported as nonoperating revenues and expenses.

Governmental fund financial statements are reported using the current financial resources measurement focus and the modified accrual basis of accounting. Revenues are recognized as soon as they are both measurable and available. Revenues are considered to be available when they are collectible within the current period or soon enough thereafter to pay liabilities of the current period. For this purpose, the County generally considers revenues to be available if they are collected within 60 days of the end of the current fiscal period. Expenditures generally are recorded when a liability is incurred, as under accrual accounting. However, debt service expenditures, as well as expenditures related to compensated absences and claims and judgments, are recorded only when payment is due.

Property taxes, special assessments, intergovernmental revenues, charges for services and interest associated with the current fiscal period are all considered to be susceptible to accrual and have been recognized as revenues of the current fiscal period. All other revenue items are considered to be measurable and available only when cash is received by the County.

LAKE COUNTY, FLORIDA
NOTES TO FINANCIAL STATEMENTS
SEPTEMBER 30, 2018

The County reports the following major governmental funds:

The General Fund is the County's primary operating fund. It accounts for all financial resources of the general government, except those required to be accounted for in another fund. The general funds of the Clerk, Property Appraiser, Sheriff, Tax Collector and Supervisor of Elections are included in the County's General Fund.

The Road Impact Fee Special Revenue Fund accounts for impact fees and related expenditures for road improvements pursuant to County Ordinance. Primary revenue sources are impact fees, which assist in the provision of new infrastructure, the need for which is created by new development.

The Public Transportation Fund accounts for the activities of the County as Community Transportation Coordinator, responsible for ensuring that coordinated transportation services are provided to the transportation disadvantaged residents of Lake County in accordance with Chapter 427, Florida Statutes. Primary revenue sources are restricted federal and state grants.

The Mt. Plymouth-Sorrento CRA Fund accounts for the activities of the Mt. Plymouth-Sorrento Community Redevelopment Trust Fund, created on April 22, 2014, by Lake County Ordinance 2014-17, for the purpose of financing or re-financing community redevelopment projects in the redevelopment area. Primary revenue sources are certain ad valorem taxes collected within the boundary of the redevelopment area.

The Sales Tax Capital Projects Fund accounts for the construction of various projects using discretionary infrastructure sales surtax revenues.

The Sales Surtax Revenue Bond Capital Projects Fund accounts for the proceeds from the Sales Surtax Revenue Bond, Series 2018 which was issued to fund the construction of a new Animal Shelter and upgrade the County's emergency radio system.

Lake County has the following major proprietary fund:

The Landfill Fund accounts for the operating of the County's solid waste system and landfills.

Additionally, Lake County has the following fund types:

Special revenue funds account for the proceeds of specific revenue sources (other than major capital projects) that are legally restricted to expenditures for specified purposes.

Debt service funds account for the accumulation of resources for and the payment of principal and interest on the Capital Improvement Revenue Bonds, Limited General Obligation Bonds, the Sales Tax Revenue Refunding Bond (Pari-Mutuel Revenues Replacement Program), and various Notes Payable.

LAKE COUNTY, FLORIDA
NOTES TO FINANCIAL STATEMENTS
SEPTEMBER 30, 2018

Capital projects funds account for financial resources to be used for the acquisition or construction of major capital facilities.

Internal service funds account for the provision of health and general liability insurance coverage and fleet management services provided to other County departments or outside agencies and other governments, on a cost reimbursement basis.

Agency funds account for situations where the County's role in handling funds is purely custodial, such as the receipt, temporary investment and subsequent payment to individuals, agencies or other governments. Activities of the agency funds are primarily related to the collection and payment of taxes, educational impact fees, and court registry deposits.

As a general rule, the effect of interfund activity has been eliminated from the government-wide financial statements.

D. Cash and Cash Equivalents and Restricted Cash and Investments:

Cash and cash equivalents and restricted cash and investments consist primarily of cash held in demand and savings accounts and certificates of deposit in qualified public depositories. Restricted cash and investments are comprised of bond proceeds to be used for capital projects.

Section 218.415, Florida Statutes, gives the County the authority to invest surplus funds in:

- (a) Direct obligations of the United States Treasury.
- (b) Interest-bearing time deposits or savings accounts in qualified public depositories.
- (c) Federal agencies and instrumentalities.
- (d) Other instruments as defined in the Statute.

All investments are stated at fair value. Investment income includes interest earnings and unrealized gains and losses on investments.

E. Inventories:

Inventories are stated at cost, using the first-in, first-out (FIFO) method. For the "consumption method" of accounting for inventories, the cost of an item is recorded as an expenditure at the time the item is used. The "purchases method" of accounting for inventories records the cost of an inventory item when it is purchased. In the governmental fund financial statements, all governmental fund inventories are accounted for using the purchases method except for postage in the General Fund, which is accounted for using the consumption method. In the government-wide statements, all inventories are reported using the consumption method.

LAKE COUNTY, FLORIDA
NOTES TO FINANCIAL STATEMENTS
SEPTEMBER 30, 2018

F. Property Taxes – Lien and Levy Dates:

All real and tangible personal property taxes are due and payable on November 1 of each year or as soon thereafter as the assessment roll is open for collection. The Tax Collector mails a notice of taxes levied by the various governmental entities in the County to each property owner on the assessment roll. Taxes may be paid upon receipt of such notice with discounts at the rate of four percent (4%) if paid in the month of November, three percent (3%) if paid in the month of December, two percent (2%) if paid in the month of January, and one percent (1%) if paid in the month of February. Taxes paid during the month of March are without discount. All unpaid taxes on real and tangible personal property become delinquent on April 1 of the year following the year in which taxes were assessed.

Prior to May 1 of each year, a list of delinquent personal property taxpayers is advertised. Warrants are issued directing seizure and sale of the personal property of the taxpayer if the delinquent taxes are not paid before May 1. On or before June 1 of the year following the year in which taxes were assessed, tax certificates are sold on all real estate parcels with outstanding taxes. These parcels are advertised once a week for four weeks prior to the tax certificate sale.

The key dates in the property tax cycle are as follows:

Assessment date	January 1
Assessment roll validated	July 1
Millage Resolution approved	By September 30
Beginning of fiscal year for which taxes have been levied	October 1
Tax bills rendered and due	November 1
Property taxes payable:	
Maximum Discount	November 30
Delinquent	April 1
Tax Certificates Sold	May 31

Collections of County, municipal, and independent taxing district taxes and remittances are accounted for in the Tax Collector's Tax Collections Trust Fund.

G. Capital Assets:

Capital assets, which include property, plant, equipment, and infrastructure assets, (see below), are reported in the applicable governmental or business-type activities columns in the government-wide financial statements. Capital assets are defined as assets with an initial, individual cost of more than \$5,000 for equipment or \$25,000 for land, improvements other than buildings, buildings and infrastructure, and an estimated useful life in excess of one year. Such assets are recorded at historical cost or estimated historical cost if purchased or constructed. Donated capital assets are recorded at acquisition value at the date of donation.

LAKE COUNTY, FLORIDA
NOTES TO FINANCIAL STATEMENTS
SEPTEMBER 30, 2018

The cost of infrastructure assets, including roads, bridges, curbs and gutters, streets, sidewalks, drainage systems and lighting systems, acquired during the period from October 1, 1979 to September 30, 2018 are recorded in the government-wide financial statements.

Major outlays for capital assets and improvements are capitalized as projects are constructed. Interest incurred during the construction phase of capital assets of business-type activities is included as part of the capitalized value of the assets constructed. No interest was capitalized in 2018.

Capital assets are depreciated (amortized for intangible assets) using the straight line method over the following estimated useful lives:

<u>Assets</u>	<u>Years</u>
Buildings and improvements	40
Improvements other than buildings	10
Infrastructure	10-50
Vehicles/Computer equipment	6
Furniture/Office equipment	10
Heavy equipment	20
Buses	10

H. Budgets and Budgetary Accounting:

Chapters 129 and 200, Florida Statutes, govern the County's annual budgetary process. The total of the estimated receipts, including balances brought forward, must equal the total of the appropriations and reserves, therefore enabling a balanced budget.

Pursuant to legal requirements, an annual appropriated budget is adopted by resolution subject to public hearing. Such resolution sets the budget appropriations on a fund by fund basis for the Board governmental fund types and the proprietary fund types. However, other Board approved policies, more fully discussed below, set the legal level of control at the major object level within a department. Since reporting budget to actual comparisons at the major object level would significantly increase the size of the Comprehensive Annual Financial Report, aggregation of such account classifications through revenue "source" and expenditure "function" is presented in this report, which represents a higher level of summarization than the legal level of control for the Board. In addition, a detailed report comparing budgeted to actual expenditures is generated at year end and is made available to interested parties.

The Constitutional Officers submit, at various times, to the Lake County Board of County Commissioners, and to certain divisions within the Department of Revenue, State of Florida, a proposed operating budget for the fiscal year commencing the following October 1. The tentative budget is reviewed and/or modified by the Board, after which public hearings are conducted pursuant to Section 200.065, Florida Statutes. Prior to October 1, the budget is legally enacted by approval of the Board of County

LAKE COUNTY, FLORIDA
 NOTES TO FINANCIAL STATEMENTS
SEPTEMBER 30, 2018

Commissioners. The Department of Revenue, State of Florida, has the final authority on the operating budgets for the Tax Collector and the Property Appraiser included in the General Fund. The Clerk's Courts Fund budget included in the special revenue funds is certified by the Florida Clerk of Courts Operations Corporation (CCOC).

In addition to the legal requirements discussed above, the Board has adopted management control and approval guidelines for expenditures and budget amendments. Key components of these management guidelines are as follows:

- (1) Transfers of budgeted amounts between major object codes of a department within a fund must be approved by the Board if they exceed \$25,000.
- (2) Transfers of budgeted amounts between funds must be approved by the Board following a public hearing.
- (3) No expenditure or encumbrance may occur without a sufficient budgetary balance.
- (4) All encumbered and unencumbered appropriations lapse at the close of the fiscal year. Encumbered amounts must be re-appropriated in the next fiscal year.

For the Fiscal Year 2018, the Board of County Commissioners adopted budgets for the following funds and fund types: all governmental fund types, Landfill Fund and internal service funds. The original budget is adopted before final audited beginning fund balances are available, resulting in differences between the beginning fund balance for the original and the final budget presentation in the governmental funds.

Except for the Landfill Fund and Fleet Management Fund (proprietary fund types), all budgets are prepared on a basis consistent with GAAP. The budget for these funds is prepared on an accrual basis and is in conformance with GAAP, except that capital outlay expenses are budgeted for management purposes and subsequently recorded as assets at year end.

The following departments had expenditures in excess of appropriations at the major object level at September 30, 2018:

Fund/Department/Object	<u>Budget</u>	<u>Actual</u>	<u>Variance</u>
General Fund/Elections Registrations/Capital Outlay	\$ 716,284	\$ 1,130,862	\$ (414,578)

I. **Accrued Benefits Payable:**

The County's policy is to permit employees to accumulate earned but unused vacation and sick pay benefits. All vacation and sick pay is accrued when incurred in the government-wide and proprietary fund financial statements.

LAKE COUNTY, FLORIDA
NOTES TO FINANCIAL STATEMENTS
SEPTEMBER 30, 2018

J. Deferred Outflows/Inflows of Resources:

Deferred Outflow on Refunding of Revenue Bonds - The difference between the re-acquisition price and the net carrying amount of refunded bonds is presented on the balance sheets at September 30, 2018, as a deferred outflow of resources and is amortized as an adjustment to interest expense on a straight-line basis over the life of the refunded bonds or the life of the refunding bonds, whichever is shorter.

Deferred Outflows Related to Pensions - These deferred outflows of resources are an aggregate of items related to pensions as calculated in accordance with GASB Statement No. 68, *Accounting and Financial Reporting for Pensions*. Deferred outflows related to pensions will be recognized as either pension expense or a reduction in the net pension liability in future reporting years. Details on the composition of the deferred outflows of resources related to pensions are further discussed in Note 10.

Deferred Outflows Related to OPEB - These deferred outflows of resources are an aggregate of items related to OPEB as calculated in accordance with GASB Statement No. 75, *Accounting and Financial Reporting for Postemployment Benefits Other Than Pensions*. Deferred outflows related to OPEB will be recognized as either OPEB expense or a reduction in the total OPEB liability in future reporting years. Details on the composition of the deferred outflows of resources related to OPEB are further discussed in Note 11.

Deferred Inflows Related to Pensions - These deferred inflows of resources are an aggregate of items related to pensions as calculated in accordance with GASB Statement No. 68, *Accounting and Financial Reporting for Pensions*. Deferred inflows related to pensions will be recognized as a reduction to pension expense in future reporting years. Details on the composition of the deferred inflows of resources related to pensions are further discussed in Note 10.

Deferred Inflows Related to OPEB - These deferred inflows of resources are an aggregate of items related to OPEB as calculated in accordance with GASB Statement No. 75, *Accounting and Financial Reporting for Postemployment Benefits Other Than Pensions*. Deferred outflows related to OPEB will be recognized as either OPEB expense or a reduction in the total OPEB liability in future reporting years. Details on the composition of the deferred outflows of resources related to OPEB are further discussed in Note 11.

K. Fund Equity/Restricted Net Position:

In the fund financial statements, governmental funds report fund balance in one of the following categories:

Nonspendable: Resources that cannot be spent, such as inventory or prepaids.

Restricted: Balances that can only be spent for specific purposes, such as constraints imposed by external sources or by enabling legislation.

LAKE COUNTY, FLORIDA
NOTES TO FINANCIAL STATEMENTS
SEPTEMBER 30, 2018

Committed: Resources that can only be used for a specific purpose imposed by an ordinance enacted prior to the end of the fiscal year by the Board, the highest level of decision-making authority for the County.

Assigned: Amounts that are designated for specific purposes by Board action as authorized under budget policy, but are neither restricted or committed.

Unassigned: Unassigned fund balance is the residual amount remaining in the General Fund after the above spending constraints have been considered.

The portion of the fund balance included as a budgetary resource in the subsequent year's budget, and purchase orders which are expected to be completed in the next fiscal year, are included as an assigned fund balance in the General Fund.

Additionally, the Board has a General Fund reserve for cash balances to be carried over pursuant to Florida Statutes. This reserve is to be used for paying expenses from October 1 to such time that revenues for the ensuing fiscal year are expected to be available. In addition, this reserve protects the County's essential government programs during periods of economic downturn or other unforeseen catastrophic events that may occur. The goal is to maintain between 7% to 12% of the total operating budget in this reserve. This reserve is included in the unassigned fund balance in the General Fund.

When determining the classification of fund balance, the Board considers that restricted funds, committed funds, and assigned funds are used in that order before using unassigned funds.

Net position is restricted when constraints are placed on its use by external creditors such as through debt covenants, grantors, and donors or imposed by law, such as through constitutional provisions or enabling legislation. The majority of the restrictions placed on net position for the County are those imposed by enabling legislation, such as the use of gas taxes, road impact fees, infrastructure sales taxes and fire special assessments.

L. Long-Term Obligations:

In the government-wide financial statements, and for proprietary fund types in the fund financial statements, long-term debt and other long-term obligations are reported as liabilities in the applicable governmental activities, business-type activities, or proprietary fund type statement of net position. Bond premiums and discounts are amortized systematically over the term of the bonds. Bonds payable are reported net of the applicable bond premium or discount.

In the fund financial statements, governmental fund types recognize bond premiums and discounts during the current period. The face amount of debt issued is reported as other financing sources. Premiums received on debt issuances are reported as other financing sources while discounts on debt issuances are reported as other financing uses. Issuance costs, whether or not withheld from the actual debt proceeds received, are reported as debt service expenditures.

LAKE COUNTY, FLORIDA
NOTES TO FINANCIAL STATEMENTS
SEPTEMBER 30, 2018

M. Use of Estimates:

The preparation of the financial statements in conformity with accounting principles generally accepted in the United States of America requires management to make estimates and assumptions that affect: the reported amounts of assets and liabilities, the disclosure of contingent assets and liabilities at the date of the financial statements, and the reported amounts of revenues and expenditures/expenses during the reporting period. Actual results could differ from those estimates.

2. RECONCILIATION OF GOVERNMENT-WIDE AND FUND FINANCIAL STATEMENTS

The Governmental Fund Balance Sheet includes a reconciliation between Fund Balance - Total Governmental Funds and Net Position – Governmental Activities as reported in the government-wide Statement of Net Position. One element of that reconciliation explains that “Long-term obligations, including bonds payable, are not due and payable in the current period and, therefore, are not reported in the funds.” The details of this \$127,110,508 difference are as follows:

Bonds Payable	\$ 113,330,000
Add: Bond Premium	1,467,314
Note Payable	722,431
Compensated Absences (excluding Internal Service Fund \$80,131)	11,590,763
Net Adjustment	<u>\$ 127,110,508</u>

3. DEPOSITS AND INVESTMENTS

Pooled cash accounts are maintained for each fund of the Board of County Commissioners, Sheriff, and Clerk. Each fund’s portion of this pool is displayed on the fund financial statement balance sheets as “Pooled Cash and Investments” and is included in the cash and cash equivalents on the Statement of Net Position. Interest earned from investments with pooled cash is allocated to each of the funds based on the fund’s average daily equity balance. Each of the Constitutional Officers, with the exception of the Supervisor of Elections, maintains various cash deposit and investment accounts.

Deposits

The County’s deposits consist of interest and non-interest bearing demand accounts which are covered entirely by federal depository insurance or by a multiple financial institution collateral pool pursuant to the Public Depository Security Act of the State of Florida. This Act requires that the County maintain deposits only in “qualified public depositories”. All qualified public depositories must deposit with the State Treasurer eligible collateral in such amounts as required by the Act. In addition, qualified public depositories are required under the Act to assume mutual responsibility against loss caused by the default or insolvency of other qualified public depositories of the same type. Should a default or insolvency occur, the State Treasurer will implement procedures for payment of losses according to the validated claims of the County.

LAKE COUNTY, FLORIDA
 NOTES TO FINANCIAL STATEMENTS
SEPTEMBER 30, 2018

Investments

Pursuant to Florida Statutes, the County is authorized to invest in the Florida Local Government Investment Trust (FLGIT). The fund is managed by an independent advisor with oversight by the Florida Court Clerks and Comptrollers Association and the Florida Association of Counties.

FLGIT, a short term bond fund, is accounted for as a fluctuating Net Asset Value (NAV) pool. Accounting valuations reflect estimates of the market value of the securities rather than their amortized cost. Securities are valued at most recent sales price or most recent published bid or other quotation. The fair value of investments is determined on a daily basis. Participants fair value is determined by the number of units in the fund times the market value per share. Contributions and withdrawals are recorded at the unit value on the execution date. As of September 30, 2018, the fair value of the investment in FLGIT is \$11,690,336.

Interest Rate Risk

In an effort to minimize interest rate risk, the County's Investment Ordinance requires that the weighted average maturity of the portfolio in total not exceed two years. In addition, no individual security can have a maturity greater than five years. FLGIT has a weighted average maturity of 1.94 years.

Credit Risk

Authorized investments as listed in the County's Investment Ordinance include only those securities with the highest credit ratings. FLGIT has an investment rating of AAf by Fitch, Inc.. This rating indicates the fund portfolio holdings provide extremely strong protection against losses from credit defaults.

A reconciliation of cash and investments as shown on the Statement of Net Position follows:

	Total		
Cash on Hand and Carrying Amount of Deposits			\$ 117,841,896
Carrying Amount of Investments Total			11,690,336 \$ 129,532,232
	Gov't-Wide	Fiduciary	Total
Cash and Cash Equivalents	\$ 89,388,036	\$ 20,228,418	\$ 109,616,454
Non-Current Restricted Cash and Investments Total	19,915,778 \$ 109,303,814	- \$ 20,228,418	19,915,778 \$ 129,532,232

LAKE COUNTY, FLORIDA
NOTES TO FINANCIAL STATEMENTS
SEPTEMBER 30, 2018

4. ASSESSMENTS RECEIVABLE

Assessments receivable at September 30, 2018, consist primarily of \$192,457 in secondary roads, which is classified as non-current. These assessments are reported in the County Transportation Trust Fund and are administered by the Board. Assessments to the fund become due and payable thirty days after the final assessment roll is approved by the Board. All assessments not paid within the period are paid in equal installments over a seven or ten-year period, with interest ranging from 3.25% to 6.25% per annum. Any assessments payable in installments may be paid at any time, together with accrued interest to date.

5. CAPITAL ASSETS

A summary of governmental activities capital assets follows:

	Balance Oct. 1, 2017	Additions	Deletions/Transfers	Balance Sept. 30, 2018
Governmental activities:				
Capital assets not depreciated:				
Land	\$ 95,149,875	\$ 2,136,008	\$ -	\$ 97,285,883
Construction work in progress	30,013,524	7,708,560	(12,197,453)	25,524,631
Total	<u>125,163,399</u>	<u>9,844,568</u>	<u>(12,197,453)</u>	<u>122,810,514</u>
Capital assets being depreciated:				
Buildings	236,898,706	4,253,261	-	241,151,967
Improvements	42,744,788	422,650	-	43,167,438
Machinery and equipment	94,039,872	5,931,766	(5,935,267)	94,036,371
Infrastructure	340,775,388	8,072,066	(11,547,486)	337,299,968
Total	<u>714,458,754</u>	<u>18,679,743</u>	<u>(17,482,753)</u>	<u>715,655,744</u>
Less accumulated depreciation:				
Buildings	(77,538,505)	(5,957,250)	-	(83,495,755)
Improvements	(21,366,930)	(2,121,424)	-	(23,488,354)
Machinery and equipment	(73,498,212)	(5,805,590)	5,692,844	(73,610,958)
Infrastructure	(181,667,903)	(13,716,765)	10,330,591	(185,054,077)
Total	<u>(354,071,550)</u>	<u>(27,601,029)</u>	<u>16,023,435</u>	<u>(365,649,144)</u>
Total capital assets being depreciated, net	<u>360,387,204</u>	<u>(8,921,286)</u>	<u>(1,459,318)</u>	<u>350,006,600</u>
Governmental activities capital assets, net	<u>\$ 485,550,603</u>	<u>\$ 923,282</u>	<u>\$ (13,656,771)</u>	<u>\$ 472,817,114</u>

LAKE COUNTY, FLORIDA
NOTES TO FINANCIAL STATEMENTS
SEPTEMBER 30, 2018

Depreciation expense for governmental activities was charged to functions as follows:

Governmental activities:	
General Government	\$ 2,103,025
Public Safety	5,860,369
Physical Environment	84,166
Transportation	15,411,154
Economic Environment	37,095
Human Services	290,153
Culture and Recreation	1,843,307
Court-Related Expenses	<u>1,966,304</u>
Depreciation expense by function excluding Internal Service Funds	27,595,573
Depreciation in the Internal Service Funds are charged to various functions based on their usage of the assets	5,456
Depreciation expense - governmental activities	<u><u>\$ 27,601,029</u></u>

A summary of business-type activities capital assets follows:

	Balance Oct. 1, 2017	Additions	Deletions/ Transfers	Balance Sept. 30, 2018
Business-type activities:				
Capital assets not depreciated:				
Land	\$ 2,913,017	\$ -	\$ -	\$ 2,913,017
Total	<u>2,913,017</u>	<u>-</u>	<u>-</u>	<u>2,913,017</u>
Capital assets being depreciated:				
Buildings	2,346,963	-	-	2,346,963
Improvements other than buildings	15,881,917	-	-	15,881,917
Machinery and equipment	2,229,551	-	32,081	2,261,632
Total	<u>20,458,431</u>	<u>-</u>	<u>32,081</u>	<u>20,490,512</u>
Less accumulated depreciation for:				
Buildings	(1,829,409)	(85,982)	-	(1,915,391)
Improvements other than buildings	(8,658,600)	(135,066)	-	(8,793,666)
Machinery and equipment	(1,828,877)	(72,662)	(21,404)	(1,922,943)
Total	<u>(12,316,886)</u>	<u>(293,710)</u>	<u>(21,404)</u>	<u>(12,632,000)</u>
Total capital assets being depreciated, net	<u>8,141,545</u>	<u>(293,710)</u>	<u>10,677</u>	<u>7,858,512</u>
Business-type activities capital assets, net	<u><u>\$ 11,054,562</u></u>	<u><u>\$ (293,710)</u></u>	<u><u>\$ 10,677</u></u>	<u><u>\$ 10,771,529</u></u>

6. LONG-TERM DEBT

A. Lake County, Florida, Board of County Commissioners Sales Tax Refunding Revenue Bond (Pari-Mutuel Revenues Replacement Program), Series 2011:

In 2011, the County issued a \$3,635,000 bond in a current refunding of the Sales Tax Revenue Bonds (Pari-Mutuel Revenues Replacement Program) Series 2000 that were

LAKE COUNTY, FLORIDA
NOTES TO FINANCIAL STATEMENTS
SEPTEMBER 30, 2018

previously outstanding. The refunding was undertaken to reduce debt service payments over the next 20 years by \$549,256 and resulted in an economic gain of \$385,387. In 2013, the bond was modified and reissued at a reduced interest rate, resulting in a net present value savings of \$195,930. The prior interest rate was 3.91%.

The original bonds were issued to provide funds to finance the cost of acquisition, construction and equipping of certain capital improvements to be made within the County including the acquisition of land for a regional park and various walking and biking trails. The bond is secured by a pledge of sales tax revenues received by the County as a replacement of the funds previously distributed under Chapter 550, Florida Statutes, from racetrack and jai alai fronton revenues. Annual principal and interest payments are expected to use 85% of the pledged revenues in Fiscal Year 2019. For the current year, principal and interest payments and sales tax replacement revenues totaled \$252,680 and \$297,667, respectively. Bond principal payments are due in annual installments beginning October 1, 2011 continuing until October 1, 2030. The bond bears interest of 3.12%.

The annual requirements to amortize the Pari-Mutuel Revenues Replacement Refunding Bond at September 30, 2018 are as follows:

Fiscal Year Ending Sept. 30	Principal	Interest	Total
2019	\$ 175,000	\$ 77,376	\$ 252,376
2020	180,000	71,916	251,916
2021	185,000	66,300	251,300
2022	185,000	60,528	245,528
2023	195,000	54,756	249,756
2024-2028	1,075,000	177,840	1,252,840
2029-2030	485,000	22,776	507,776
Total	<u>\$ 2,480,000</u>	<u>\$ 531,492</u>	<u>\$ 3,011,492</u>

B. Lake County, Florida, Board of County Commissioners Capital Improvement Revenue Bonds, Series 2015A and Series 2015B:

In 2015, the County issued two Capital Improvement Refunding Revenue Bonds, Series 2015A and 2015B in the amounts of \$25,845,000 and \$50,140,000, respectively. The bonds were issued to refund \$71,580,000 of the outstanding Capital Improvement Revenue Bonds, Series 2007 that were originally issued to provide funds to acquire, construct and equip various capital improvements. The Series 2015A bond bears interest at the rate of 2.27% with a final maturity of June 1, 2026 and the Series 2015B bonds bear interest at rates ranging from 2.00% to 5.00% with a final maturity of June 1, 2037.

The County advance refunded the 2007 Capital Improvement Revenue Bonds to reduce its total debt service payments by \$5,790,833 and to obtain an economic gain (difference between the present values of the debt service payments on the old and new debt) of \$4,490,065. The reacquisition price exceeded the net carrying amount of the old debt by

LAKE COUNTY, FLORIDA
NOTES TO FINANCIAL STATEMENTS
SEPTEMBER 30, 2018

\$3,630,349. This amount is being amortized over 22 years. Current year amortization was \$165,016, with an accumulated amortization of \$495,048 and a balance of \$3,135,301 remaining.

The refunding bonds are secured by a pledge of the County's Half Cent Sales Tax received from the State. Annual principal and interest payments are expected to use approximately 32.00% of the pledged revenues in Fiscal Year 2019. For the current year, principal payments and interest and fiscal charges totaled \$5,364,842. Half Cent Sales Tax revenues totaled \$16,678,411.

The annual requirements to amortize the outstanding 2015A and 2015B Capital Improvement Revenue Bonds at September 30, 2018 are as follows:

Fiscal Year Ending Sept. 30	Principal	Interest	Total
2019	\$ 2,740,000	\$ 2,624,342	\$ 5,364,342
2020	2,805,000	2,562,495	5,367,495
2021	2,870,000	2,499,172	5,369,172
2022	2,935,000	2,434,388	5,369,388
2023	3,000,000	2,466,741	5,466,741
2024 - 2028	16,635,000	10,664,018	27,299,018
2029 - 2033	21,250,000	6,727,189	27,977,189
2034 - 2037	20,305,000	2,070,600	22,375,600
Total	<u>\$ 72,540,000</u>	<u>\$ 32,048,945</u>	<u>\$ 104,588,945</u>

C. Lake County, Florida, Board of County Commissioners Limited General Obligation Bonds, Series 2015:

On June 24, 2015, the County issued a \$20,950,000 Limited General Obligation Refunding Bond, Series 2015 to refund \$19,370,000 of outstanding Limited General Obligation Bonds, Series 2007 which were originally issued to provide funds to acquire and improve lands within the County, to protect drinking water sources, preserve natural areas, protect open space from over development, provide parks and trails and improve water quality. The Series 2015 bonds bear interest at the rate of 2.220% and have a final maturity of April 1, 2026.

The County advance refunded the 2007 Limited General Obligation Bonds to reduce its total debt service payments by \$1,966,290 and to obtain an economic gain (difference between the present values of the debt service payments on the old and new debt) of \$1,745,292. The reacquisition price exceeded the net carrying amount of the old debt by \$1,008,123. This amount is being amortized over 11 years. Current year amortization was \$91,648, with an accumulated amortization of \$274,943 and a balance of \$733,180 remaining.

The refunding bonds are secured by a pledge of not more than one-third of one mill of ad valorem taxes which was approved by referendum in 2004. Annual principal and interest payments are expected to use approximately 92.00% of the pledged revenues in Fiscal

LAKE COUNTY, FLORIDA
NOTES TO FINANCIAL STATEMENTS
SEPTEMBER 30, 2018

Year 2019. For the current year, principal payments and interest and fiscal charges totaled \$2,522,880. Limited ad valorem revenues and fund balance available for debt service totaled \$2,763,592 and \$502,598, respectively.

The annual requirements to amortize the outstanding 2015 Limited General Obligation Bonds at September 30, 2018 are as follows:

Fiscal Year Ending Sept. 30	Principal	Interest	Total
2019	\$ 2,115,000	\$ 406,926	\$ 2,521,926
2020	2,165,000	359,973	2,524,973
2021	2,215,000	311,910	2,526,910
2022	2,260,000	262,737	2,522,737
2023	2,315,000	212,565	2,527,565
2024 - 2026	7,260,000	315,721	7,575,721
Total	<u>\$ 18,330,000</u>	<u>\$ 1,869,832</u>	<u>\$ 20,199,832</u>

D. Lake County, Florida, Infrastructure Sales Surtax Revenue Bond, Series 2018: In 2018, the County issued \$19,980,000 in bonds to provide funds to design and construct a new animal shelter and replace the inventory of emergency radios for both the County and Cities within Lake County. Bond principal payments are due in annual installments beginning December 1, 2018 and continuing until December 1, 2032. The bonds bear an interest rate of 2.89%. The bonds are secured by a pledge of the levy of the one cent local government Infrastructure Sales Surtax Revenues. Annual principal and interest payments are expected to use approximately 4.95% of the pledged revenues in Fiscal Year 2019. No principal or interest payments were made in the current year.

The annual requirements to amortize the Infrastructure Sales Surtax Revenue Bond, Series 2018 at September 30, 2018 are as follows:

Fiscal Year Ending Sept. 30	Principal	Interest	Total
2019	\$ 435,000	\$ 452,444	\$ 887,444
2020	1,495,000	543,248	2,038,248
2021	1,535,000	499,464	2,034,464
2022	1,585,000	454,380	2,039,380
2023	1,625,000	407,996	2,032,996
2024-2028	8,865,000	1,296,670	10,161,670
2029-2033	4,440,000	247,818	4,687,818
Total	<u>\$ 19,980,000</u>	<u>\$ 3,902,020</u>	<u>\$ 23,882,020</u>

E. Lake County, Florida, Notes Payable: On February 27, 2015, the County purchased land and building for a total sum of \$1,000,000 of which \$300,000 was paid at closing with the remaining balance of \$700,000 paid in equal non-interest bearing installments over a period of three years on the anniversary date of the closing. The loan was paid off in Fiscal Year 2018 with a final payment of \$233,334.

LAKE COUNTY, FLORIDA
NOTES TO FINANCIAL STATEMENTS
SEPTEMBER 30, 2018

On September 23, 2016, the County purchased land and buildings for a total sum of \$1,010,000 of which \$101,000 was paid at closing. The remaining balance of \$909,000 will be paid in nine annual installments. The note bears interest at a fixed rate of 2.25%. The current year principal and interest payment was \$94,322 and \$18,377, respectively, with a remaining principal balance of \$722,431.

The annual requirements to amortize the note at September 30, 2018 are as follows:

Fiscal Year Ending Sept. 30	Principal	Interest	Total
2019	\$ 96,445	\$ 16,255	\$ 112,700
2020	98,615	14,085	112,700
2021	100,834	11,865	112,699
2022	103,102	9,597	112,699
2023	105,422	7,277	112,699
2024 - 2025	218,013	7,385	225,398
Total	<u>\$ 722,431</u>	<u>\$ 66,464</u>	<u>\$ 788,895</u>

LAKE COUNTY, FLORIDA
NOTES TO FINANCIAL STATEMENTS
SEPTEMBER 30, 2018

F. Changes in Long-Term Liabilities:

Long-term liability activity for the year ended September 30, 2018 is as follows:

<u>Gov't. Activities</u>	<u>Balance Oct. 1, 2017</u>	<u>Additions</u>	<u>Payments and Reductions</u>	<u>Balance Sept. 30, 2018</u>	<u>Due Within One Year</u>
Infrastructure Sales					
Surtax Revenue Bond, Series 2018	\$ -	\$ 19,980,000	\$ -	\$ 19,980,000	\$ 435,000
Capital Improvement					
Refunding Revenue Bond 2015A	25,205,000	-	2,555,000	22,650,000	2,610,000
Capital Improvement Refunding Revenue Bond 2015B	50,015,000	-	125,000	49,890,000	130,000
Limited General Obligation Refunding Bond 2015	20,400,000	-	2,070,000	18,330,000	2,115,000
Pari-Mutuel Revenues Refunding Bond	2,650,000	-	170,000	2,480,000	175,000
Notes Payable	1,050,087	-	327,656	722,431	96,445
Bond Premium	1,545,571	-	78,257	1,467,314	-
Total Bonds Payable	<u>100,865,658</u>	<u>19,980,000</u>	<u>5,325,913</u>	<u>115,519,745</u>	<u>5,561,445</u>
Accrued Benefits					
Payable	11,929,691	10,303,029	10,561,826	11,670,894	6,032,981
Other Post-Employment					
Benefits	39,506,649	(127,714)	987,083	38,391,852	-
Net Pension Liability	149,756,949	9,798,653	12,899,725	146,655,877	-
Total - Gov't. Activities	<u>\$ 302,058,947</u>	<u>\$ 39,953,968</u>	<u>\$ 29,774,547</u>	<u>\$ 312,238,368</u>	<u>\$ 11,594,426</u>

Internal service funds predominantly serve the governmental funds. Accordingly, long-term liabilities for them are included as part of the totals for governmental activities. At year end, Internal Service Fund accrued benefits payable of \$80,131 and net pension liability of \$595,116, are included in the above governmental activities amounts. Also, for the governmental activities, compensated absences and net pension liability are generally liquidated by the respective fund where the salaries were incurred. The other post-employment benefits annual required contributions above are generally paid by the insurance funds. The Other Post-Employment Benefits liability beginning balance was re-stated by \$13,963,466 (see Note 11).

<u>Business-Type Activities</u>	<u>Balance Oct. 1, 2017</u>	<u>Additions</u>	<u>Payments</u>	<u>Balance Sept. 30, 2018</u>	<u>Due Within One Year</u>
Accrued Benefits					
Payable	\$ 118,686	\$ 92,333	\$ 82,043	\$ 128,976	\$ 47,308
Net Pension Liability	1,220,523	72,521	103,141	1,189,903	-
Landfill Closure and Post Closure Care Costs	<u>7,481,052</u>	<u>26,389</u>	<u>80,568</u>	<u>7,426,873</u>	<u>294,347</u>
Total - Business-Type Activities	<u>\$ 8,820,261</u>	<u>\$ 191,243</u>	<u>\$ 265,752</u>	<u>\$ 8,745,752</u>	<u>\$ 341,655</u>

LAKE COUNTY, FLORIDA
NOTES TO FINANCIAL STATEMENTS
SEPTEMBER 30, 2018

7. NET POSITION AND FUND BALANCES

Fund balances consist of the following:

	General Fund	Major Special Revenue Funds	Major Capital Projects Fund	Nonmajor Governmental Funds	Total
Fund Balances:					
Nonspendable	\$ 190,446	\$ -	\$ -	\$ -	\$ 190,446
Restricted:					
Construction	-	13,176,969	20,605,016	3,368,628	37,150,613
Road Maint	-	-	-	6,707,859	6,707,859
Fire Protection	-	-	-	3,580,275	3,580,275
Emergency Svcs	-	-	12,191,017	1,006,741	13,197,758
Housing Programs	-	-	-	4,422,823	4,422,823
Debt Service	-	-	-	995,947	995,947
Building Services	-	-	-	4,240,341	4,240,341
Tourism	-	-	-	7,415,201	7,415,201
Transportation	-	192,005	-	-	192,005
Other Purposes	-	51,621	-	3,429,199	3,480,820
Total Restricted	-	13,420,595	32,796,033	35,167,014	81,383,642
Committed:					
Stormwater Mgt	-	-	-	3,276,193	3,276,193
Ambulance Svcs	-	-	-	1,308,970	1,308,970
Total Committed	-	-	-	4,585,163	4,585,163
Assigned:					
Operations	710,000	-	-	-	710,000
Library Services	-	-	-	410,071	410,071
Total Assigned	710,000	-	-	410,071	1,120,071
Unassigned	6,908,660	-	-	-	6,908,660
Total	\$ 7,809,106	\$ 13,420,595	\$ 32,796,033	\$ 40,162,248	\$ 94,187,982

The restricted fund balances for the major special revenue funds include \$13,176,969 in the Road Impact Fee Fund which is restricted for road construction; \$192,005 in the Public Transportation Fund which is restricted for transportation; and \$51,621 in the Mt. Plymouth-Sorrento CRA Fund which is restricted for other purposes.

The restricted fund balances for the major capital project funds include \$13,003,586 in the Sales Tax Capital Projects Fund which is restricted for construction; and \$19,792,447 in the Sales Surtax Revenue Bond Capital Projects Fund which is restricted for construction in the amount of \$7,601,430 and restricted for emergency services capital outlay in the amount of \$12,191,017. Other funds restricted for construction include the Library Impact Fee Trust Fund in the amount of \$2,165,701; the Park Impact Fee Trust Fund in the amount of \$669,367; the County Sales Tax Fund in the amount of \$410,229; and the Facilities Expansion Capital Projects Funds in the amount of \$123,331. Impact Fees, infrastructure sales taxes and bond proceeds in these funds must be spent on capital outlay in accordance with legislation and bond covenants.

LAKE COUNTY, FLORIDA
 NOTES TO FINANCIAL STATEMENTS
SEPTEMBER 30, 2018

The Sheriff's Insurance Fund has a deficit of \$2,383,210 due primarily for larger than expected claims in Fiscal Year 2018. This deficit will be funded through increased premium rates in Fiscal Year 2019.

The Fleet Management Fund has a deficit of \$357,458 due to the effect of GASB Statement No. 68, *Accounting and Financial Reporting for Pensions*. The deficit will be funded through increased charges for services to departments in future years.

Net investment in capital assets consists of the following:

Governmental activities:	
Capital assets	\$ 472,817,114
Less: Capital-related borrowings	(115,519,745)
Less: Capital-related accounts and retainage payable	(920,382)
Add: Deferred outflows on refundings of capital related debt	3,868,481
Add: Restricted cash (unspent bond proceeds)	19,915,778
Net investment in capital assets	\$ 380,161,246
Business-Type activities:	
Capital assets	\$ 10,771,529
Net investment in capital assets	\$ 10,771,529

8. COMMITMENTS AND CONTINGENCIES

A. Various suits and claims, arising in the ordinary course of County operations, are pending against the County. The ultimate effect of such litigation cannot be ascertained at this time. It is the opinion of management and the County's legal counsel that the liabilities which may arise from such action would not result in losses which would materially affect the financial position of the County or the changes in its financial position.

B. Pursuant to County Ordinance, road impact fees are collected by the County based on the transportation impact of new development. Fees and expenditures are segregated by district.

Any funds not expended or encumbered by the end of the calendar quarter immediately following six (6) years from the date the road impact fee was paid, shall, upon application of the feepayer, be returned without interest. This six-year period may be extended for up to an additional three (3) years by action of the Board.

LAKE COUNTY, FLORIDA
NOTES TO FINANCIAL STATEMENTS
SEPTEMBER 30, 2018

The following is a summary of road impact fees by district which may be subject to refunds within the time limitations:

Fiscal Year Ending Sept. 30	South	Central	North
2022	\$ 3,469,597	\$ 56,985	\$ 229,300
2023	3,769,921	318,760	381,068
2024	4,102,788	276,388	240,067
	<u>\$ 11,342,306</u>	<u>\$ 652,133</u>	<u>\$ 850,435</u>

C. Pursuant to County Ordinance, fire, library and park impact fees are collected by the Board to accommodate new development without decreasing the current level of services. Park impact fees are collected in districts: Central, North and South. Any funds not expended or encumbered by the end of the calendar quarter immediately following six (6) years from the date the impact fee monies were paid shall be returned to the landowner without interest, provided an application for refund is presented within one hundred eighty days (180) from the expiration of the six-year period. This six-year period may be extended by action of the Board for up to an additional three years.

The following is a summary of fire, library, and park impact fees which may be subject to refunds within the time limitations:

Fiscal Year Ending Sept. 30	Fire	Library	Park - Central	Park - North	Park - South
2021	\$ -	\$ 149,525	\$ -	\$ -	\$ 64,530
2022	49,209	638,861	3,283	-	90,726
2023	500,038	679,779	20,988	14,508	132,955
2024	533,514	508,809	35,265	60,794	150,609
	<u>\$ 1,082,761</u>	<u>\$ 1,976,974</u>	<u>\$ 59,536</u>	<u>\$ 75,302</u>	<u>\$ 438,820</u>

D. Developer Agreements:

The County has entered into several developer agreements which may result in future financial obligations. These agreements with various developers are primarily for capital costs associated with road construction or transportation projects, in which a future asset may be contributed to the County or will benefit the County. The County has agreed to provide up to \$25.6 million in credits, waivers, reductions and/or direct payments for future building impact fees in return for the developer capital contributions.

E. Grants:

Amounts received or receivable from grantor agencies are subject to audit and adjustment by grantor agencies. If any expenditures are disallowed as a result of these audits, the claims for reimbursement to the grantor agency would become a liability of the County. In the opinion of management, any such adjustments would not be significant.

LAKE COUNTY, FLORIDA
NOTES TO FINANCIAL STATEMENTS
SEPTEMBER 30, 2018

F. Significant Commitments:

The County has a commitment to purchase approximately \$12 million in public safety radios from the Sales Surtax Revenue Bond Capital Projects Fund.

G. Risk Management:

The County is exposed to various risks of loss related to torts; theft of, damage to, and destruction of assets; errors and omissions; injuries to employees; and natural disasters. Effective October 1, 1985, the Board of County Commissioners elected to self-insure its general liability. In addition, effective October 1, 1989, the County elected to self-insure its automobile, workers' compensation and property liabilities. Effective October 1, 1999, the County elected to self-insure its medical coverage.

The County established an Insurance Fund (an internal service fund) to account for its uninsured risks of loss. Under this program, the Insurance Fund provides coverage for up to a maximum of \$100,000 per occurrence for each property claim, \$50,000 for each general liability claim, \$200,000 for each workers' compensation claim, and \$300,000 for each medical claim. The County purchases commercial insurance for claims in excess of coverage provided by the Fund.

Effective October 1, 2006, the Sheriff began to self-insure its medical coverage. The Sheriff established an Insurance Fund to account for its uninsured risks of loss. Specific stop loss coverage has been obtained for all medical claims exceeding \$185,000 per individual per year subject to an additional aggregating specific deductible of \$150,000. In addition, the Sheriff purchases aggregate stop loss coverage for total claims exceeding 125% of the attachment factors.

Each participating entity of the County and Sheriff makes payments to its respective Insurance Fund based on actuarial estimates as well as historical data for the amounts needed to pay prior and current year claims. The latest actuarial estimates, based on industry standards, relate to the fiscal year ended September 30, 2018.

Claims expenses and liabilities are reported when it is probable that a loss has occurred and the amount of the loss can be reasonably estimated. Settlements have not exceeded coverages for each of the last three fiscal years. All other coverages continue to be insured through commercial carriers.

LAKE COUNTY, FLORIDA
NOTES TO FINANCIAL STATEMENTS
SEPTEMBER 30, 2018

The liability at the end of the year is classified as current based on historical amounts of claims payments. Changes in the reported liability during the past two years are as follows:

	Liability Balance Oct. 1, 2016	Current Year Claims and Changes in Estimates	Claims Payments	Liability Balance Sept. 30, 2017
Board of County Commissioners:				
General Liability	\$ 2,040,000	\$ 2,338,531	\$ (2,274,531)	\$ 2,104,000
Health	877,000	11,869,514	(11,899,514)	847,000
	<u>2,917,000</u>	<u>14,208,045</u>	<u>(14,174,045)</u>	<u>2,951,000</u>
Sheriff:				
Health	794,034	7,716,833	(7,456,186)	1,054,681
	<u>794,034</u>	<u>7,716,833</u>	<u>(7,456,186)</u>	<u>1,054,681</u>
Total	<u><u>\$ 3,711,034</u></u>	<u><u>\$ 21,924,878</u></u>	<u><u>\$ (21,630,231)</u></u>	<u><u>\$ 4,005,681</u></u>

	Liability Balance Oct. 1, 2017	Current Year Claims and Changes in Estimates	Claims Payments	Liability Balance Sept. 30, 2018
Board of County Commissioners:				
General Liability	\$ 2,104,000	\$ 2,109,495	\$ (2,371,595)	\$ 1,841,900
Health	847,000	12,068,765	(12,112,765)	803,000
	<u>2,951,000</u>	<u>14,178,260</u>	<u>(14,484,360)</u>	<u>2,644,900</u>
Sheriff:				
Health	1,054,681	7,321,377	(8,085,299)	290,759
	<u>1,054,681</u>	<u>7,321,377</u>	<u>(8,085,299)</u>	<u>290,759</u>
Total	<u><u>\$ 4,005,681</u></u>	<u><u>\$ 21,499,637</u></u>	<u><u>\$ (22,569,659)</u></u>	<u><u>\$ 2,935,659</u></u>

9. CONDUIT DEBT

From time to time, the County has issued Industrial Revenue Bonds to provide financial assistance to private-sector entities for the acquisition and construction of industrial and commercial facilities deemed to be in the public interest. The bonds are secured by the property financed and are payable solely from payments received on the underlying mortgage loans. Upon repayment of the bonds, ownership of the acquired facilities transfers to the private-sector entity served by the bond issuance. Neither the County, the State of Florida, nor any political subdivision thereof is obligated in any manner for repayment of the bonds. Accordingly, the bonds are not reported as liabilities in the accompanying financial statements.

As of September 30, 2018, the aggregate principal amount outstanding was \$38,545,691.

LAKE COUNTY, FLORIDA
NOTES TO FINANCIAL STATEMENTS
SEPTEMBER 30, 2018

10. RETIREMENT PLAN

Substantially all County full-time employees participate in the State of Florida Retirement System ("System"), a cost sharing multiple-employer public employee retirement system (PERS). The System offers a choice between a defined benefit plan ("Pension Plan") and a defined contribution plan ("Investment Plan") for all state, county, district school board, community college and university employees, and is controlled by the State Legislature and administered by the State of Florida, Department of Administration, Division of Retirement. Employees of both plans also participate in the Retiree Health Insurance Subsidy Program ("HIS Plan"), which is a defined benefit plan.

The Pension Plan provides for vesting of benefits after six to eight years of creditable service. Normal retirement benefits are available to employees who retire at or after age 62 to 65 with six to eight years or more of service. Early retirement is available after six to eight years of service with a 5% reduction of benefits for each year prior to the normal retirement age. Retirement benefits are based upon age, average compensation and years-of-service credit, where average compensation is computed based on an individual's five to eight highest years of earnings. Benefits also include disability and survivor's benefits, as established by Florida Statutes.

Pension Plan members may participate in a Deferred Retirement Option Plan (DROP), after reaching eligibility for normal retirement or through the available deferral period for eligible members. This plan allows employees to defer receipt of retirement benefits while continuing employment for a System employer for a period up to sixty months. Accumulated system benefits earn either 1.30% or 6.5% interest compounded monthly, depending on the employee's participation date. The employer continues to contribute to the System on behalf of the employee as indicated above.

The HIS Plan is established in accordance with Section 112.363, Florida Statutes. The benefit is a monthly payment to assist retirees in paying their health insurance costs. Current benefits are based on \$5 per year of service, ranging from \$30 - \$150 per month. To be eligible, retirees must provide proof of health insurance coverage, which may include Medicare.

The Investment Plan provides for vesting after one year of creditable service. Under this plan, the employer makes contributions to a participant's account and the participant directs where the contributions are invested among the plan's investment funds. Upon termination, vested participants receive amounts accumulated in their investment accounts. Participating employer contributions are based upon actuarially determined State-wide rates established by the State of Florida.

LAKE COUNTY, FLORIDA
NOTES TO FINANCIAL STATEMENTS
SEPTEMBER 30, 2018

Expressed as percentages of annual covered payroll, employer contribution rates for the Pension Plan and the Investment Plan are applied to employee salaries as follows:

<u>Membership Category</u>	<u>July 1, 2017 Employer's Contribution Rates</u>	<u>July 1, 2018 Employer's Contribution Rates</u>
Regular	7.92%	8.26%
Special Risk (Fire and Police)	23.27%	24.50%
Senior Management	22.71%	24.06%
Elected State Officer (Includes County Officials)	45.50%	48.70%
Deferred Retirement Option Plan (DROP)	13.26%	14.03%

These employer contribution rates include HIS contribution rates of 1.66% and 1.66% effective July 1, 2018 and July 1, 2017, respectively. Effective July 1, 2011, employee contribution rates of 3% were applied to all members, except DROP participants.

The County's contribution to all plans for the years ended September 30, 2018, 2017, and 2016 was \$13,840,435, \$12,749,715 and \$12,506,890, respectively, equal to the required contributions for each year. Employee contributions for all plans were \$2,446,773, \$2,331,437, and \$2,330,520 for the years ended September 30, 2018, 2017, and 2016, respectively.

Pension Liabilities, Pension Expense and Deferred Outflows of Resources and Deferred Inflows of Resources Related to Pensions

At September 30, 2018, the County reported a liability of \$119,876,585 and \$27,969,195 for its proportionate share of the Pension Plan and HIS Plan net pension liability. The net pension liability was measured as of June 30, 2018, and the total pension liability used to calculate the net pension liability was determined by an actuarial valuation as of July 1, 2018 for the Pension Plan and July 1, 2018 for the HIS Plan. The County's proportionate share of the net pension liability was based on the County's 2017-18 fiscal year contributions relative to the 2016-17 fiscal year contributions of all participating members. At June 30, 2018, the County's proportionate share for the Pension Plan was 0.397989779 percent, which was a decrease of .015560820 percent from its proportionate share measured as of June 30, 2017. At June 30, 2018, the County's proportionate share for the HIS Plan was .264256409 percent, which was a decrease of .003707882 percent from the proportionate share measured as of June 30, 2017.

LAKE COUNTY, FLORIDA
NOTES TO FINANCIAL STATEMENTS
SEPTEMBER 30, 2018

The Pension Plan and HIS Plan liability is allocable to the Board and Constitutional Officers as follows:

	Pension Plan	HIS Plan
Board of County Commissioners	\$ 44,676,641	\$ 12,001,141
Clerk of Courts	5,861,335	2,525,887
Property Appraiser	2,403,848	622,746
Sheriff	62,619,728	11,347,326
Supervisor of Elections	960,267	239,538
Tax Collector	3,354,766	1,232,557
Total	<u>\$ 119,876,585</u>	<u>\$ 27,969,195</u>

For the year ended September 30, 2018, the County recognized pension expense of \$19,155,128 for the Pension Plan and \$1,934,839 for the HIS Plan.

The deferred outflows of resources and deferred inflows of resources related to the Pension Plan are as follows:

Description	Deferred Outflows of Resources	Deferred Inflows of Resources
Differences between expected and actual experience	\$ 10,155,349	\$ 368,591
Change of assumptions	39,169,838	-
Net difference between projected and actual earnings on Pension Plan investments	-	9,261,928
Changes in proportion and differences between County Pension Plan contributions and proportionate share of contributions	3,574,185	6,057,140
County Pension Plan contributions subsequent to the measurement date	3,054,918	-
Total	<u>\$ 55,954,290</u>	<u>\$ 15,687,659</u>

The deferred outflows of resources and deferred inflows of resources related to the HIS Plan are as follows:

Description	Deferred Outflows of Resources	Deferred Inflows of Resources
Differences between expected and actual experience	\$ 428,196	\$ 47,519
Change of assumptions	3,110,520	2,957,137
Net Difference between projected and actual earnings on HIS Plan investments	16,883	-
Changes in proportion and differences between County HIS Plan contributions and proportionate share of contributions	811,166	1,279,602
County HIS Plan contributions subsequent to the measurement date	359,802	-
Total	<u>\$ 4,726,567</u>	<u>\$ 4,284,258</u>

LAKE COUNTY, FLORIDA
NOTES TO FINANCIAL STATEMENTS
SEPTEMBER 30, 2018

The deferred outflows of resources related to the Pension Plan and HIS Plan, totaling \$3,054,918 and \$359,802, respectively, resulting from County contributions to the Plans subsequent to the measurement date, will be recognized as a reduction of the net pension liability in the fiscal year ended September 30, 2019. Other amounts reported as deferred outflows of resources and deferred inflows of resources related to the Pension Plan and HIS Plan will be recognized in pension expense as follows:

Fiscal Year Ending Sept. 30	Pension Plan	HIS Plan
2019	\$ 4,393,353	\$ (68,722)
2020	5,435,519	(68,722)
2021	5,942,466	29,253
2022	5,566,776	59,056
2023	5,337,761	31,328
Thereafter	10,535,838	100,314
Total	\$ 37,211,713	\$ 82,507

Pension Plan Actuarial Assumptions

The total pension liability in the June 30, 2018 actuarial valuation was determined using the following actuarial assumption, applied to all periods included in the measurement:

Inflation	2.60%
Salary increases	3.25%, average, including inflation
Discount Rate	7.00%, net of pension plan investment expense
Mortality	Generational RP-2000 with Projection Scale BB

The actuarial assumptions used in the July 1, 2018, valuation were based on the results of an actuarial experience study for the period July 1, 2008 through June 30, 2013. The long-term expected rate of return on Pension Plan investments was not based on historical returns, but instead is based on a forward-looking capital market economic model. The allocation policy's description of each asset class was used to map the target allocation to the asset classes shown below. Each asset class assumption is based on a consistent set of underlying assumptions and includes an adjustment for the inflation assumption.

The target allocation and best estimates of arithmetic and geometric real rates of return for each major asset class, as outlined in the Pension Plan's Investment Policy, are summarized in the following table:

Asset Class	Target Allocation	Annual Arithmetic Return
Cash	1 %	2.9 %
Fixed Income	18	4.4
Global Equity	54	7.6
Real Estate (Property)	11	6.6
Private Equity	10	10.7
Strategic Investments	6	6

LAKE COUNTY, FLORIDA
 NOTES TO FINANCIAL STATEMENTS
SEPTEMBER 30, 2018

Pension Plan Discount Rate

The discount rate used to measure the total pension liability was 7.00%, which is a decrease from 7.10% in the prior year. The Pension Plan's fiduciary net position was projected to be available to make all projected future benefit payments of current active and inactive employees. Therefore, the discount rate for calculating the total pension liability is equal to the long-term expected rate of return.

HIS Plan Actuarial Assumptions

The total pension liability in the July 1, 2018, actuarial valuation was determined using the following actuarial assumptions, applied to all periods included in the measurement:

Inflation	2.60%
Salary increases	3.25%, average, including inflation
Municipal bond rate	3.87%
Mortality	Generational RP-2000 with Projection Scale BB

HIS Plan Discount Rate

The discount rate used to measure the total pension liability was 3.87%, which is an increase from 3.58% in the prior year. In general, the discount rate for calculating the total pension liability is equal to the single rate equivalent to discounting at the long-term expected rate of return for benefit payments prior to the projected depletion date. Because the HIS benefit is essentially funded on a pay-as-you-go basis, the depletion date is considered to be immediate, and the single equivalent discount rate is equal to the municipal bond rate selected by the HIS Plan sponsor. The Bond Buyer General Obligation 20-Bond Municipal Bond Index was adopted as the applicable municipal bond index.

Sensitivity of the County's Proportionate Share of the Net Position Liability to Changes in the Discount Rate

The following represents the County's proportionate share of the net pension liability calculated using the current discount rate, as well as what the County's proportionate share of the net pension liability would be if it were calculated using a discount rate that is one percentage point lower or one percentage point higher than the current rate:

	<u>1% Decrease (6.00%)</u>	<u>Current Discount Rate (7.00%)</u>	<u>1% Increase (8.00%)</u>
Pension Plan proportionate share of the net pension liability	\$ 218,779,795	\$ 119,876,585	\$ 37,731,622
	<u>1% Decrease (2.87%)</u>	<u>Current Discount Rate (3.87%)</u>	<u>1% Increase (4.87%)</u>
HIS Plan proportionate share of the net pension liability	\$ 31,855,274	\$ 27,969,195	\$ 24,729,923

LAKE COUNTY, FLORIDA
NOTES TO FINANCIAL STATEMENTS
SEPTEMBER 30, 2018

The Florida Retirement System issues a publicly available financial report that includes financial statements and required supplementary information for the plan. Detailed information regarding the Pension and HIS Plans' fiduciary net position is available in the separately issued FRS Pension Plan and Other State-Administered Systems Comprehensive Annual Financial Report for the year ended June 30, 2018.

The report can be obtained by contacting the Division of Retirement at:

Department of Management Services
Division of Retirement
Bureau of Research and Education Section
P.O. Box 9000
Tallahassee, FL 32315-9000
850-488-5706 or toll free at 877-377-1737

11. OTHER POST-EMPLOYMENT BENEFITS (OPEB)

A. Restatement:

The County implemented Government Accounting Standard Board Statement No. 75, *Accounting and Reporting for Post-employment Benefits Other Than Pensions*, (OPEB), resulting in a deferred outflow of \$987,083, an increase in the OPEB liability of \$13,963,466, from \$25,543,183 to \$39,506,649, and a cumulative restatement of net position of \$12,976,383, decreasing net position from \$330,370,999 to \$317,394,616.

B. Retiree Health Coverage:

Plan Description

The County administers a single-employer defined benefit healthcare plan (OPEB plan) available to retirees and their eligible dependents. The County and its Constitutional Officers are required by Florida Statutes to offer retirees and their eligible dependents the same health and medical coverage that is offered to active employees, at the same cost. County employees are eligible to receive coverage upon retirement under Florida Retirement System plan provisions, as discussed in Note 10. The OPEB plan does not issue a separate, audited GAAP-basis report. No assets are accumulated in a trust that meets the criteria in paragraph 4 of GASB Statement No. 75, *Accounting and Reporting for Post-employment Benefits Other Than Pensions*, (OPEB).

Benefits Provided

Participants in the OPEB plan become participants in the County's group health self-insurance program, and receive the healthcare benefits of that program for themselves and their dependents.

Contributions

Contribution requirements of plan members are established and may be amended by the Board and each Constitutional Officer. The County's employer OPEB contribution consists of an implicit rate subsidy only. To determine healthcare plan costs, the County is required to comingle the claims experience of retirees with that of active employees.

LAKE COUNTY, FLORIDA
NOTES TO FINANCIAL STATEMENTS
SEPTEMBER 30, 2018

However, retirees and active employees pay the same premium, thus creating an implicit rate subsidy.

Employees Covered by Benefit Terms

The following employees were covered by the benefit terms as of October 1, 2017, the latest actuarial valuation date:

Retirees and beneficiaries	
currently receiving benefits	107
Active employees	<u>1,573</u>
Total	<u><u>1,680</u></u>

Total OPEB Liability

The County's total OPEB liability of \$38,391,852 at September 30, 2018 was measured as of October 1, 2017. The measurement period was October 1, 2016 to September 30, 2017.

This liability is allocable to the Board and Constitutional Officers as follows:

Board of County Commissioners	\$ 5,382,111
Clerk of Courts	908,727
Property Appraiser	530,362
Sheriff	31,048,853
Supervisor of Elections	99,521
Tax Collector	422,278
	<u><u>\$ 38,391,852</u></u>

Actuarial Assumptions

The total OPEB liability at September 30, 2018 was based on a roll-forward of the actuarial valuation dated October 1, 2017 using the following actuarial assumptions:

Inflation	2.60%
Salary Increase	3.25%
Discount Rate	3.10 to 3.63%
Healthcare Cost Trend Rates	9 - 5%

Mortality rates were based on the SOA RPH-2017 Mortality Table fully generational using Scale MP-2017.

A municipal bond rate was used as the discount rate to determine the total OPEB liability for the program. The discount rate used to measure the total OPEB liability at September 30, 2018 was 3.63%, based on the Bond Buyer General Obligation 20-Bond Municipal Bond Index. The discount rate used to measure the total OPEB liability at September 30, 2017 was 3.10%, based on the Fidelity 20-year General Obligation Municipal Bond Index.

An experience study was not done, as it was not considered necessary to support the actuarial results.

LAKE COUNTY, FLORIDA
NOTES TO FINANCIAL STATEMENTS
SEPTEMBER 30, 2018

Changes in the Total OPEB Liability (TOL)

	Change in TOL
Net OPEB obligation September 30, 2017	\$ 25,543,183
Prior period adjustment - GASB 75	13,963,466
TOL Balance at September 30, 2017	39,506,649
Changes for the Year:	
Service cost	2,185,875
Interest	1,277,285
Changes in assumptions	(1,223,912)
Differences between expected and actual experience	(2,366,962)
Benefit payments	(987,083)
Net Changes	(1,114,797)
TOL Balance at September 30, 2018	\$ 38,391,852

Sensitivity of the total OPEB Liability to Changes in the Discount Rate

The following table presents the total OPEB liability, calculated using the discount rate of 3.63%, as well as what the County's total OPEB liability would be if it were calculated using a discount rate that is one percentage-point lower (2.63%) or one percentage-point higher (4.63%) than the current discount rate:

	1% Decrease (2.63%)	Current Discount Rate (3.63%)	1% Increase (4.63%)
Total OPEB liability	\$ 44,845,301	\$ 38,391,852	\$ 33,183,277

Sensitivity of the total OPEB Liability to Changes in the Healthcare Cost Trend Rates

The current healthcare trend rate starts at an initial rate of 9%, decreasing to an ultimate rate of 5%. The following table represents the total OPEB liability, as well as what the County's total OPEB liability would be if it were calculated using a healthcare cost trend that is one percentage-point lower, (assuming an initial rate of 8%, decreasing to an ultimate rate of 4%), or one percentage-point higher, (assuming an initial rate of 10%, decreasing to an ultimate rate of 6%).

	1% Decrease (8 - 4%)	Current Discount Rate (9 - 5%)	1% Increase (10 - 6%)
Total OPEB liability	\$ 31,716,532	\$ 38,391,852	\$ 47,296,159

LAKE COUNTY, FLORIDA
NOTES TO FINANCIAL STATEMENTS
SEPTEMBER 30, 2018

OPEB Expense and Deferred Outflows of Resources and Deferred Inflows of Resources Related to OPEB

For the year ended September 30, 2018, the County recognized negative OPEB expense of \$2,840,278. At September 30, 2018, the County has deferred outflows of resources and deferred inflows of resources related to OPEB from the following sources:

	Deferred Outflows of Resources		Deferred Inflows of Resources
Differences between expected and actual experience	\$ 217,711	\$	2,414,562
Changes in assumptions	306,032		1,452,612
Contributions subsequent to the measurement date	375,439		-
Total	\$ 899,182	\$	3,867,174

The deferred outflows of resources of \$375,439 resulting from the contributions to the plan subsequent to the measurement date will be recognized in the fiscal year ended September 30, 2019.

Other amounts reported as deferred outflows of resources and deferred inflows of resources shown above will be recognized in OPEB expense in the following years:

Fiscal Year Ending Sept. 30			
2019	\$ (247,443)		
2020	(247,443)		
2021	(247,443)		
2022	(247,443)		
2023	(247,443)		
Thereafter	(2,106,216)		
Total	\$ (3,343,431)		

C. Other Post Employment Benefits:

In addition to the retiree health benefits described above, the Clerk provides post employment health care benefits to employees under a plan established through Nationwide Retirement Solutions, Inc. (Nationwide). Twenty-five percent of accrued sick pay for certain employees with less than ten years of service and 75% for employees with ten years or more of service is paid into the trust upon termination, retirement or death. The maximum contribution is limited to 1,440 hours. Contributions are invested according to instructions given by the employee and earnings accumulate tax exempt under section 501(c)(9) of the Internal Revenue Code. Upon separation of service, the account must be used to reimburse any qualified health insurance premiums paid by the employee.

LAKE COUNTY, FLORIDA
NOTES TO FINANCIAL STATEMENTS
SEPTEMBER 30, 2018

12. INTERFUND BALANCES AND TRANSFERS

Interfund receivables and payables generally represent temporary loans between funds to cover operating expenditures or intragovernmental balances due to/from the Board and the Constitutional Officers. All balances are expected to be repaid within one year. Interfund transfers generally represent permanent transfers of funds for administrative costs paid to the General Fund, and for debt service payments and capital outlay.

The composition of interfund balances in the fund financial statements as of September 30, 2018 is as follows:

Due To/From Other Funds:

Receivable Fund	Payable Fund	Amount
General Fund	Major Governmental Funds	\$ 4,689,490
General Fund	Nonmajor Governmental Fund	1,015,438
General Fund	Internal Service Funds	1,400,581
Major Governmental Fund	Nonmajor Governmental Fund	1,233,592
Total		<u>\$ 8,339,101</u>

Intragovernmental Receivables and Payables:

Receivable Fund	Payable Fund	Amount
General Fund	Nonmajor Governmental Funds	\$ 174,457
Nonmajor Governmental Funds	General Fund	399,110
Internal Service Funds	General Fund	210,340
Total		<u>\$ 783,907</u>

Interfund transfers for the fund financial statements for the year ended September 30, 2018 consist of the following:

<u>Transfers Out</u>	<u>Transfers In</u>			
	General Fund	Major Funds	Nonmajor Funds	Total
General Fund	\$ -	\$ 1,213,617	\$ 9,548,195	\$ 10,761,812
Nonmajor Governmental Funds	4,243,381	14,109,583	3,283,160	21,636,124
Internal Service Funds	353,809	-	-	353,809
Landfill	898,673	-	-	898,673
Total	<u>\$ 5,495,863</u>	<u>\$ 15,323,200</u>	<u>\$ 12,831,355</u>	<u>\$ 33,650,418</u>
			Transfers Out	(35,499,217)
			Net Transfers	<u>\$ (1,848,799)</u>

LAKE COUNTY, FLORIDA
NOTES TO FINANCIAL STATEMENTS
SEPTEMBER 30, 2018

Transfers out exceed transfers in for transfers made to and from the Landfill Fund and the Internal Service Funds as follows:

Landfill Fund transfer out to General Fund	\$	(898,673)
Landfill Fund transfer in from General Fund		3,101,281
Board Insurance Fund transfer out to General Fund		(353,809)
Total Net Transfers	\$	<u>1,848,799</u>

13. LANDFILL CLOSURE AND POSTCLOSURE COSTS

The County is required by federal and state laws and regulations to place a final cover over its existing landfills after they stop accepting waste, and perform certain maintenance and monitoring functions for a period of 5 to 30 years after closure. New landfills must be constructed in accordance with federal and state requirements. In addition, the County complies with closure and postclosure costs financial assurance requirements imposed by the State. Annually, a report is filed with the Florida Department of Environmental Protection detailing the amount of such costs and the County's financial ability to pay them when due.

The County has estimated the closure and long-term care costs for each landfill and recorded a liability in the Landfill Fund.

The following schedule reflects the changes in estimates and payments for the year ended September 30, 2018:

<u>Landfill</u>	<u>Balance Oct. 1, 2017</u>	<u>Changes in Estimates</u>	<u>Payments</u>	<u>Balance Sept. 30, 2018</u>
Construction and Demolition	\$ 315,421	\$ 144,518	\$ -	\$ 459,939
Loghouse	288,390	(25,682)	22,383	240,325
Umatilla	156,683	(10,289)	7,121	139,273
Lady Lake	89,422	(23,286)	5,448	60,688
Central Landfill Phase I	829,145	(62,627)	27,957	738,561
Central Landfill Phase II	2,292,971	(24,433)	17,659	2,250,879
Central Landfill Phase III	3,509,020	28,188	-	3,537,208
Totals	<u>\$ 7,481,052</u>	<u>\$ 26,389</u>	<u>\$ 80,568</u>	<u>\$ 7,426,873</u>

Although closure and postclosure care costs will be paid only near or after the date that each landfill stops accepting waste, the County reports a portion of these closure and postclosure care costs as an operating expense each year based on landfill capacity used as of each balance sheet date.

At September 30, 2018, the Loghouse, Umatilla, Lady Lake, Central Landfill Phase I and Central Landfill Phase II landfills had no remaining capacity.

LAKE COUNTY, FLORIDA
NOTES TO FINANCIAL STATEMENTS
SEPTEMBER 30, 2018

The following schedule reflects the estimated closure and postclosure care costs for each landfill as of September 30, 2018:

<u>Landfill</u>	<u>Remaining Postclosure Care Period</u>	<u>Closure Costs</u>	<u>Postclosure Care</u>	<u>Total Liability</u>
Construction and Demolition	5 years	\$ 411,669	\$ 48,270	\$ 459,939
Loghouse	5 years	-	240,325	240,325
Umatilla	8 years	-	139,273	139,273
Lady Lake	2 years	-	60,688	60,688
Central Landfill Phase I	7 years	-	738,561	738,561
Central Landfill Phase II	27 years	-	2,250,879	2,250,879
Central Landfill Phase III	30 years	1,015,403	2,521,805	3,537,208
Totals		<u>\$ 1,427,072</u>	<u>\$ 5,999,801</u>	<u>\$ 7,426,873</u>

The Central Landfill Phase III was completed in 2009 and began accepting waste in 2011. The landfill consists of two cells, the Ash Cell and the Municipal Solid Waste Cell. The remaining closure and post closure care costs to be recognized for the Ash Cell portion of the Phase III landfill are \$125,499 and \$311,684 based on 89% of capacity used to date. The remaining life of the Phase III landfill cannot be estimated as the County is currently transporting and disposing of waste to a landfill outside the County. One year of Postclosure Care amounting to \$294,347 has been included in the current portion of long-term obligations in the Landfill Fund.

These amounts are based on what it would cost the County to perform all closure and postclosure care in 2018. Actual costs may be higher due to inflation, changes in technology or changes in regulations.

14. SUBSEQUENT EVENT

Effective October 1, 2018, the Board elected to transition Lake Emergency Medical Services, Inc. (LEMS) into the County organization by forming the Office of Emergency Medical Services and dissolving the LEMS 501 (c) (3) non-profit corporation reported as a component unit of the County in Note 1 A.

LAKE COUNTY, FLORIDA
SCHEDULE OF PROPORTIONATE SHARE OF THE NET PENSION LIABILITY

Florida Retirement System (FRS) Defined Benefit Pension Plan

County Fiscal Year Ending Sept. 30	Plan Sponsor Measurement Date June 30	County's Proportion of FRS Net Pension Liability	County's Proportionate Share of FRS Net Pension Liability	County's Covered Payroll	County's Proportionate Share of FRS Net Pension Liability as a Percentage of Covered Payroll	FRS Plan Fiduciary Net Position as a Percentage of Total Pension Liability
2018	2018	0.397989779%	\$ 119,876,585	\$ 73,409,491	163.30%	84.26%
2017	2017	0.413550600%	\$ 122,325,491	\$ 73,795,339	165.76%	83.89%
2016	2016	0.416212591%	\$ 105,094,008	\$ 72,107,631	145.75%	84.88%
2015	2015	0.385806181%	\$ 49,832,043	\$ 69,950,794	71.24%	92.00%
2014	2014	0.389285153%	\$ 23,752,119	\$ 68,986,914	34.43%	96.09%

Retiree Health Insurance Subsidy (HIS) Program Defined Benefit Pension Plan

County Fiscal Year Ending Sept. 30	Plan Sponsor Measurement Date June 30	County's Proportion of HIS Net Pension Liability	County's Proportionate Share of HIS Net Pension Liability	County's Covered Payroll	County's Proportionate Share of HIS Net Pension Liability as a Percentage of Covered Payroll	HIS Plan Fiduciary Net Position as a Percentage of Total Pension Liability
2018	2018	0.264256409%	\$ 27,969,195	\$ 86,575,193	32.31%	2.15%
2017	2017	0.267964291%	\$ 28,651,978	\$ 85,475,363	33.52%	1.64%
2016	2016	0.268060698%	\$ 31,241,364	\$ 82,942,818	37.67%	0.97%
2015	2015	0.265275994%	\$ 27,053,978	\$ 80,767,974	33.50%	0.50%
2014	2014	0.265806146%	\$ 24,853,523	\$ 79,048,574	31.44%	0.99%

Notes:

(1) The County implemented GASB Statement No. 68 for the Fiscal Year ended September 30, 2015, including a restatement as of September 30, 2014. Information for prior years is not available.

(2) Amounts presented for each year are determined as of June 30.

**LAKE COUNTY, FLORIDA
SCHEDULE OF CONTRIBUTIONS**

Florida Retirement System (FRS) Defined Benefit Pension Plan

Fiscal Year Ending Sept. 30	FRS Contractually Required Contribution	FRS Contributions in Relation to the Contractually Required Contribution	FRS Contribution Deficiency (Excess)	County's Covered Payroll	FRS Contributions as a Percentage of Covered Payroll
2018	\$ 11,566,227	\$ 11,566,227	\$ -	\$ 73,609,464	15.71%
2017	\$ 10,593,620	\$ 10,593,620	\$ -	\$ 72,571,330	14.60%
2016	\$ 10,150,008	\$ 10,150,008	\$ -	\$ 72,107,631	14.08%
2015	\$ 9,406,282	\$ 9,406,282	\$ -	\$ 69,950,794	13.45%
2014	\$ 8,526,997	\$ 8,526,997	\$ -	\$ 68,986,914	12.36%

Retiree Health Insurance Subsidy (HIS) Program Defined Benefit Pension Plan

Fiscal Year Ending Sept. 30	HIS Contractually Required Contribution	HIS Contributions in Relation to the Contractually Required Contribution	HIS Contribution Deficiency	County's Covered Payroll	HIS Contributions as a Percentage of Covered Payroll
2018	\$ 1,436,639	\$ 1,436,639	\$ -	\$ 86,798,212	1.66%
2017	\$ 1,402,337	\$ 1,402,337	\$ -	\$ 84,476,288	1.66%
2016	\$ 1,373,982	\$ 1,373,982	\$ -	\$ 84,942,818	1.66%
2015	\$ 1,014,050	\$ 1,014,050	\$ -	\$ 80,767,974	1.26%
2014	\$ 910,562	\$ 910,562	\$ -	\$ 79,048,574	1.15%

Notes:

(1) The County implemented GASB Statement No. 68 for the Fiscal Year ended September 30, 2015, including a restatement as of September 30, 2014. Information for prior years is not available.

(2) Amounts presented for each year are determined as of September 30.

LAKE COUNTY, FLORIDA
SCHEDULE OF CHANGES IN THE COUNTY'S TOTAL OPEB LIABILITY AND RELATED RATIOS
LAST TEN FISCAL YEARS

	2018
Total OPEB Liability	
Service Cost	\$ 2,185,875
Interest	1,277,285
Difference between expected and actual experience	(2,366,962)
Changes in assumptions	(1,223,912)
Benefit Payments	(987,083)
Net Change in total OPEB liability	(1,114,797)
Total OPEB liability, beginning (restated)	39,506,649
Total OPEB liability, ending	\$ 38,391,852
Covered employee payroll	\$ 77,212,055
Total OPEB liability as a percentage of covered payroll	49.7%

Notes:

(1) Plan assets:

- No assets are accumulated in a trust that meets the criteria in paragraph 4 of GASB Statement No. 75 to pay related benefits.

(2) Changes in assumptions:

- Changes in assumptions primarily reflect the changes in the discount rate for 3.1% at the beginning of the year to 3.63% at the end of the year.

Other items:

This information is required for ten years. However, only one year of information is available as the County implemented GASB Statement No. 75 for the fiscal year ended September 30, 2018.

This page intentionally left blank.

NONMAJOR GOVERNMENTAL FUNDS

SPECIAL REVENUE FUNDS

LIBRARY IMPACT FEE TRUST FUND

To account for revenues and expenditures for library impact fees collected pursuant to County Ordinance.

PARK IMPACT FEE TRUST FUND

To account for revenues and expenditures for park impact fees collected pursuant to County Ordinance.

COUNTY TRANSPORTATION TRUST FUND

To account for revenues and expenditures incurred to carry on all work on roads and bridges in the County in accordance with Section 336.022, Florida Statutes.

FISH CONSERVATION TRUST FUND

To account for the revenues and expenditures for fish stocking and conservation in accordance with Chapter 67-1604, Laws of Florida.

COMMUNITY DEVELOPMENT FUND

To account for the revenues and expenditures in accordance with the Community Development Block Grant from the U.S. Department of Housing and Urban Development, under Title I of the Housing and Community Development Act.

LAKE COUNTY AMBULANCE FUND

To account for ad valorem tax revenues collected for the Lake County Municipal Service Taxing Unit for Ambulance and Emergency Medical Services in accordance with County Ordinance.

STORMWATER MANAGEMENT, PARKS AND ROADS FUND

To account for ad valorem tax revenues and disbursements of the Stormwater Management, Parks and Roads Municipal Services Taxing Unit established by County Ordinance 1990-25, in accordance with Sections 125.0101 and 197.3632, Florida Statutes.

EMERGENCY 9-1-1 FUND

To account for revenues and expenditures for Emergency 9-1-1 telephone services in accordance with Section 365.171, Florida Statutes.

RESORT/DEVELOPMENT TAX FUND

To account for revenues and expenditures of the Tourist Development Tax in accordance with Section 125.0104, Florida Statutes and County Ordinance 1984-7. A majority vote of the qualified electors of the County approved this local option tax November 6, 1984.

AFFORDABLE HOUSING ASSISTANCE TRUST FUND

To account for revenues received from the State Housing Initiative Partnership Program pursuant to Sections 420.9072 - 420.9079, Florida Statutes.

SECTION 8 FUND

To account for revenues and expenditures for housing assistance to qualified persons in accordance with a grant from the U.S. Department of Housing and Urban Development.

FEDERAL/STATE GRANTS FUND

To account for revenues and expenditures for certain Federal and State grants including public safety grants for emergency management and homeland security, transportation grants for highway planning and construction, and various community safety and compliance grants.

RESTRICTED LOCAL PROGRAMS FUND

To account for revenues and expenditures for certain restricted local programs including crime prevention, teen court, traffic education, and boating improvements.

MUNICIPAL SERVICE BENEFIT UNITS/ SPECIAL ASSESSMENTS FUNDS

To account for the financing of public improvements and services deemed to benefit the properties against which special assessments are levied in accordance with Sections 125.0101 and 197.3632, Florida Statutes.

LAW ENFORCEMENT TRUST FUND

To account for the proceeds from the sale of confiscated property in accordance with Section 932.7055, Florida Statutes.

COUNTY SALES TAX FUND

To account for revenues collected from the discretionary infrastructure sales surtax pursuant to Chapter 212, Part I, Florida Statutes.

BUILDING SERVICES FUND

To account for revenues collected and expenditures for permitting, inspections and plans review for the building services of the County.

LAKE COUNTY MSTU - FIRE PROTECTION FUND

To account for the revenues and expenditures for county-wide consolidated fire protection. County Ordinance created this Municipal Services Taxing Unit.

FIRE RESCUE IMPACT FEE TRUST FUND

To account for revenues and expenditures for fire rescue impact fees collected pursuant to County Ordinance.

COUNTY-WIDE LIBRARY FUND

To account for the State, Local and County revenues and expenditures received and disbursed on behalf of the County-Wide Library system.

CLERK SPECIAL REVENUE FUNDS

To account for revenues and expenditures for the modernization of the public records system pursuant to Section 28.24, Florida Statutes, for the operations of the court-related functions of the Clerk's Office pursuant to Sections 28.35, 28.36, and 28.37, Florida Statutes, and for additional Clerk court-related operational needs and program enhancements pursuant to Section 28.37, Florida Statutes.

SHERIFF SPECIAL REVENUE FUNDS

To account for revenues and expenditures of various Special Revenue projects of the Lake County Sheriff's Office, including law enforcement trust and grant funds, and to account for the operations of the Commissary operated for the benefit of County jail inmates.

LAKE EMERGENCY MEDICAL SERVICES FUND

To account for revenues and expenditures of Lake Emergency Medical Services, Inc., a non-profit corporation, governed primarily by the Lake County Board of County Commissioners, providing ambulance services to Lake County citizens.

DEBT SERVICE FUNDS

NOTES PAYABLE DEBT SERVICE FUND

To account for payments on various notes payable issued to provide funding for the acquisition of land, equipment and buildings.

PARI-MUTUEL REVENUE BONDS DEBT SERVICE FUND

To accumulate monies for payment of the \$3,635,000 Pari-Mutuel Revenues Replacement Refunding Bonds, Series 2011. Financing is provided by sales tax revenues collected by the State pursuant to Chapter 212, Part 1, Florida Statutes. Beginning July 1, 2000, the State began using sales tax revenues to replace revenues formerly distributed to counties from racetrack and jai alai fronton monies.

PUBLIC LANDS PROGRAM DEBT SERVICE FUND

To accumulate monies for the payment of the \$20,950,000 Limited General Obligation Refunding Bond, Series 2015. The bonds are secured by a pledge of not more than one third of one mill of ad valorem taxes pursuant to a referendum approved by the voters in 2004.

FACILITIES EXPANSION DEBT SERVICE FUND

To accumulate monies for the payment of the \$25,845,000 Capital Improvement Refunding Revenue Bonds, Series 2015A and the \$50,140,000 Capital Improvement Refunding Revenue Bonds, Series 2015B. The Bonds are secured by a pledge of Half-Cent Sales Tax distributed to the County by the State of Florida.

CAPITAL PROJECTS FUNDS

PARKS CAPITAL PROJECTS FUND

To account for construction of various parks throughout Lake County.

PUBLIC LANDS PROGRAM CAPITAL PROJECTS FUND

To account for bond proceeds used to acquire and improve lands within the County, to protect drinking water sources, preserve natural areas, protect open space from over development, provide parks and trails and improve water quality.

FACILITIES EXPANSION PROJECTS FUND

To account for bond proceeds used to acquire, construct and equip various capital improvements, including the Downtown Tavares Center for Governmental Operations and the Courthouse Expansion.

**LAKE COUNTY, FLORIDA
COMBINING BALANCE SHEET
NONMAJOR GOVERNMENTAL FUNDS
September 30, 2018**

	Special Revenue Funds		
	Library Impact Fee Trust	Park Impact Fee Trust	County Transportation Trust
Assets			
Cash	\$ -	\$ -	\$ 350
Pooled Cash and Investments	2,061,685	671,337	6,278,784
Accounts Receivable	-	-	7,901
Assessments Receivable	-	-	192,457
Intragovernmental Receivables	-	-	-
Due from Other Governments	104,016	-	1,193,967
	2,165,701	671,337	7,673,459
Total Assets	\$ 2,165,701	\$ 671,337	\$ 7,673,459
Liabilities and Fund Balances			
Liabilities:			
Accounts Payable	\$ -	\$ 1,970	\$ 482,393
Retainage Payable	-	-	-
Accrued Liabilities	-	-	220,924
Due to Other Funds	-	-	-
Intragovernmental Payables	-	-	-
Due to Other Governments	-	-	69,826
Deposits	-	-	192,457
	-	1,970	965,600
Total Liabilities	-	1,970	965,600
Fund Balances:			
Restricted	2,165,701	669,367	6,707,859
Committed	-	-	-
Assigned	-	-	-
	2,165,701	669,367	6,707,859
Total Fund Balances	2,165,701	669,367	6,707,859
Total Liabilities and Fund Balances	\$ 2,165,701	\$ 671,337	\$ 7,673,459

Special Revenue Funds

Fish Conservation Trust	Community Development	Lake County Ambulance	Stormwater Management Parks and Roads	Emergency 9-1-1	Resort/ Development Tax
\$ -	\$ -	\$ -	\$ -	\$ -	\$ -
204,211	-	685,044	3,675,885	794,514	8,156,917
-	-	-	-	-	-
-	-	-	-	-	-
1,116	312,557	53,858	28,530	-	233,847
-	-	-	-	258,190	-
\$ 205,327	\$ 312,557	\$ 738,902	\$ 3,704,415	\$ 1,052,704	\$ 8,390,764
\$ -	\$ 11,631	\$ -	\$ 353,096	\$ 34,428	\$ 916,138
-	-	-	-	-	36,000
-	6,175	-	74,451	11,535	23,425
-	70,880	-	-	-	-
-	-	110,917	-	-	-
-	-	-	-	-	-
-	-	-	675	-	-
-	88,686	110,917	428,222	45,963	975,563
205,327	223,871	-	-	1,006,741	7,415,201
-	-	627,985	3,276,193	-	-
-	-	-	-	-	-
205,327	223,871	627,985	3,276,193	1,006,741	7,415,201
\$ 205,327	\$ 312,557	\$ 738,902	\$ 3,704,415	\$ 1,052,704	\$ 8,390,764

(Continued)

**LAKE COUNTY, FLORIDA
COMBINING BALANCE SHEET
NONMAJOR GOVERNMENTAL FUNDS
September 30, 2018**

	Special Revenue Funds		
	Affordable Housing Assistance Trust	Section 8	Federal/ State Grants
Assets			
Cash	\$ -	\$ -	\$ -
Pooled Cash and Investments	4,136,236	369,159	-
Accounts Receivable	-	41,269	328
Assessments Receivable	-	-	-
Intragovernmental Receivables	-	-	-
Due from Other Governments	-	-	1,072,135
	\$ 4,136,236	\$ 410,428	\$ 1,072,463
Total Assets	\$ 4,136,236	\$ 410,428	\$ 1,072,463
Liabilities and Fund Balances			
Liabilities:			
Accounts Payable	\$ 108,941	\$ 3,574	\$ 419,037
Retainage Payable	-	-	64,380
Accrued Liabilities	3,201	8,125	6,045
Due to Other Funds	-	-	583,001
Intragovernmental Payables	-	-	-
Due to Other Governments	-	-	-
Deposits	-	-	-
	112,142	11,699	1,072,463
Total Liabilities	112,142	11,699	1,072,463
Fund Balances:			
Restricted	4,024,094	398,729	-
Committed	-	-	-
Assigned	-	-	-
	4,024,094	398,729	-
Total Fund Balances	4,024,094	398,729	-
Total Liabilities and Fund Balances	\$ 4,136,236	\$ 410,428	\$ 1,072,463

Special Revenue Funds

Restricted Local Programs	Municipal Service Benefit Units/Special Assessments	Law Enforcement Trust	County Sales Tax	Building Services	Lake County MSTU for Fire Protection
\$ -	\$ -	\$ -	\$ -	\$ 425	\$ -
604,735	252,726	545,462	-	4,332,485	1,825,382
28,460	-	-	-	-	75,999
-	-	-	-	-	-
8,703	671	23,065	-	-	29,342
243	-	-	1,643,821	-	272,114
\$ 642,141	\$ 253,397	\$ 568,527	\$ 1,643,821	\$ 4,332,910	\$ 2,202,837
\$ 9,808	\$ 704	\$ -	\$ -	\$ 10,758	\$ 105,807
-	-	-	-	-	-
2,087	-	-	-	81,811	559,980
-	-	-	1,233,592	-	-
-	-	57,804	-	-	-
-	-	-	-	-	-
-	-	-	-	-	-
11,895	704	57,804	1,233,592	92,569	665,787
630,246	252,693	510,723	410,229	4,240,341	1,537,050
-	-	-	-	-	-
-	-	-	-	-	-
630,246	252,693	510,723	410,229	4,240,341	1,537,050
\$ 642,141	\$ 253,397	\$ 568,527	\$ 1,643,821	\$ 4,332,910	\$ 2,202,837

(Continued)

**LAKE COUNTY, FLORIDA
COMBINING BALANCE SHEET
NONMAJOR GOVERNMENTAL FUNDS
September 30, 2018**

	<u>Special Revenue Funds</u>		
	<u>Fire Rescue Impact Fee Trust</u>	<u>County-Wide Library</u>	<u>Clerk Special Revenue Funds</u>
Assets			
Cash	\$ -	\$ 792	\$ 3,160
Pooled Cash and Investments	2,038,126	507,117	2,215,022
Accounts Receivable	-	-	-
Assessments Receivable	-	-	-
Intragovernmental Receivables	-	-	-
Due from Other Governments	5,099	-	-
Total Assets	<u>\$ 2,043,225</u>	<u>\$ 507,909</u>	<u>\$ 2,218,182</u>
Liabilities and Fund Balances			
Liabilities:			
Accounts Payable	\$ -	\$ 23,843	\$ 23,785
Retainage Payable	-	-	-
Accrued Liabilities	-	73,995	-
Due to Other Funds	-	-	-
Intragovernmental Payables	-	-	5,736
Due to Other Governments	-	-	445,205
Deposits	-	-	467,729
Total Liabilities	<u>-</u>	<u>97,838</u>	<u>942,455</u>
Fund Balances:			
Restricted	2,043,225	-	1,275,727
Committed	-	-	-
Assigned	-	410,071	-
Total Fund Balances	<u>2,043,225</u>	<u>410,071</u>	<u>1,275,727</u>
Total Liabilities and Fund Balances	<u>\$ 2,043,225</u>	<u>\$ 507,909</u>	<u>\$ 2,218,182</u>

Special Revenue Funds		Debt Service Funds			
Sheriff Special Revenue Funds	Lake Emergency Medical Services	Notes Payable Debt Service	Pari-Mutuel Revenue Bonds Debt Service	Public Lands Program Debt Service	Facilities Expansion Debt Service
\$ -	\$ -	\$ -	\$ -	\$ -	\$ -
299,224	-	11,200	212,421	676,384	78,167
33,862	2,114,896	-	-	-	-
-	-	-	-	-	-
3,319	-	-	-	17,775	-
-	-	-	-	-	-
\$ 336,405	\$ 2,114,896	\$ 11,200	\$ 212,421	\$ 694,159	\$ 78,167
\$ 5,793	\$ 697,343	\$ -	\$ -	\$ -	\$ -
-	-	-	-	-	-
-	375,011	-	-	-	-
-	361,557	-	-	-	-
-	-	-	-	-	-
-	-	-	-	-	-
-	-	-	-	-	-
5,793	1,433,911	-	-	-	-
330,612	-	11,200	212,421	694,159	78,167
-	680,985	-	-	-	-
-	-	-	-	-	-
330,612	680,985	11,200	212,421	694,159	78,167
\$ 336,405	\$ 2,114,896	\$ 11,200	\$ 212,421	\$ 694,159	\$ 78,167

(Continued)

**LAKE COUNTY, FLORIDA
COMBINING BALANCE SHEET
NONMAJOR GOVERNMENTAL FUNDS
September 30, 2018**

	Capital Projects Funds	
	Facilities Expansion Projects	Total Nonmajor Governmental Funds
	<u> </u>	<u> </u>
Assets		
Cash	\$ -	\$ 4,727
Pooled Cash and Investments	123,331	40,755,554
Accounts Receivable	-	2,302,715
Assessments Receivable	-	192,457
Intragovernmental Receivables	-	399,110
Due from Other Governments	-	4,863,258
	<u> </u>	<u> </u>
Total Assets	\$ 123,331	\$ 48,517,821
	<u> </u>	<u> </u>
Liabilities and Fund Balances		
Liabilities:		
Accounts Payable	\$ -	\$ 3,209,049
Retainage Payable	-	100,380
Accrued Liabilities	-	1,446,765
Due to Other Funds	-	2,249,030
Intragovernmental Payables	-	174,457
Due to Other Governments	-	515,031
Deposits	-	660,861
	<u> </u>	<u> </u>
Total Liabilities	-	8,355,573
	<u> </u>	<u> </u>
Fund Balances:		
Restricted	123,331	35,167,014
Committed	-	4,585,163
Assigned	-	410,071
	<u> </u>	<u> </u>
Total Fund Balances	123,331	40,162,248
	<u> </u>	<u> </u>
Total Liabilities and Fund Balances	\$ 123,331	\$ 48,517,821
	<u> </u>	<u> </u>

This page intentionally left blank.

LAKE COUNTY, FLORIDA
COMBINING STATEMENT OF REVENUES, EXPENDITURES AND
CHANGES IN FUND BALANCES
NONMAJOR GOVERNMENTAL FUNDS
For the Year Ended September 30, 2018

	Special Revenue Funds		
	Library Impact Fee Trust	Park Impact Fee Trust	County Transportation Trust
Revenues			
Taxes	\$ -	\$ -	\$ 7,726,450
Licenses and Permits	-	-	-
Intergovernmental	-	-	5,966,210
Charges for Services	-	-	1,236,158
Fines and Forfeitures	-	-	-
Special Assessments	508,809	246,668	62,827
Investment Income	26,624	5,464	54,898
Miscellaneous	-	-	20,686
Total Revenues	<u>535,433</u>	<u>252,132</u>	<u>15,067,229</u>
Expenditures			
Current:			
General Government	-	-	-
Public Safety	-	-	-
Physical Environment	-	-	-
Transportation	-	-	13,438,463
Economic Environment	-	-	-
Human Services	-	-	-
Culture and Recreation	1,087,847	131,414	-
Court-Related Expenditures	-	-	-
Debt Service:			
Principal	-	-	233,334
Interest and Fiscal Charges	-	-	-
Capital Outlay	-	-	-
Total Expenditures	<u>1,087,847</u>	<u>131,414</u>	<u>13,671,797</u>
Excess of Revenues Over (Under)			
Expenditures	<u>(552,414)</u>	<u>120,718</u>	<u>1,395,432</u>
Other Financing Sources (Uses)			
Transfers In	-	-	-
Transfers Out	-	-	(669,411)
Total Other Financing Sources (Uses)	<u>-</u>	<u>-</u>	<u>(669,411)</u>
Net Change in Fund Balances	<u>(552,414)</u>	<u>120,718</u>	<u>726,021</u>
Fund Balances at Beginning of Year	<u>2,718,115</u>	<u>548,649</u>	<u>5,981,838</u>
Fund Balances at End of Year	<u>\$ 2,165,701</u>	<u>\$ 669,367</u>	<u>\$ 6,707,859</u>

Special Revenue Funds

Fish Conservation Trust	Community Development	Lake County Ambulance	Stormwater Management Parks and Roads	Emergency 9-1-1	Resort/ Development Tax
\$ -	\$ -	\$ 8,393,308	\$ 4,371,791	\$ -	\$ 3,447,190
9,362	-	-	78,196	-	-
-	1,328,258	-	1,515,000	139,226	-
-	-	-	167,567	1,434,835	-
-	-	-	-	-	-
-	-	-	-	-	-
1,902	688	24,423	37,126	6,268	72,391
-	-	-	46,912	-	3,001
11,264	1,328,946	8,417,731	6,216,592	1,580,329	3,522,582
-	-	213,035	-	-	-
-	-	6,783,944	-	1,248,994	-
-	-	-	879,400	-	-
-	-	-	-	-	-
-	1,259,263	-	-	-	3,169,317
-	69,134	-	-	-	-
-	-	-	5,381,680	-	-
-	-	-	-	-	-
-	-	-	-	-	-
-	-	-	-	-	-
-	1,328,397	6,996,979	6,261,080	1,248,994	3,169,317
11,264	549	1,420,752	(44,488)	331,335	353,265
-	-	53,308	1,634,038	-	-
(450)	-	(1,214,058)	(365,529)	(80,000)	(208,050)
(450)	-	(1,160,750)	1,268,509	(80,000)	(208,050)
10,814	549	260,002	1,224,021	251,335	145,215
194,513	223,322	367,983	2,052,172	755,406	7,269,986
\$ 205,327	\$ 223,871	\$ 627,985	\$ 3,276,193	\$ 1,006,741	\$ 7,415,201

(Continued)

LAKE COUNTY, FLORIDA
COMBINING STATEMENT OF REVENUES, EXPENDITURES AND
CHANGES IN FUND BALANCES
NONMAJOR GOVERNMENTAL FUNDS
For the Year Ended September 30, 2018

	Special Revenue Funds		
	Affordable Housing Assistance Trust	Section 8	Federal/ State Grants
Revenues			
Taxes	\$ -	\$ -	\$ -
Licenses and Permits	-	-	-
Intergovernmental	1,414,398	3,938,247	4,197,412
Charges for Services	-	-	-
Fines and Forfeitures	-	-	-
Special Assessments	-	-	-
Investment Income	31,542	3,077	140
Miscellaneous	43,816	52,557	-
Total Revenues	<u>1,489,756</u>	<u>3,993,881</u>	<u>4,197,552</u>
Expenditures			
Current:			
General Government	-	-	-
Public Safety	-	-	376,431
Physical Environment	-	-	228,956
Transportation	-	-	3,498,727
Economic Environment	566,727	3,999,207	63,579
Human Services	-	-	32,468
Culture and Recreation	-	-	-
Court-Related Expenditures	-	-	-
Debt Service:			
Principal	-	-	-
Interest and Fiscal Charges	-	-	-
Capital Outlay	-	-	-
Total Expenditures	<u>566,727</u>	<u>3,999,207</u>	<u>4,200,161</u>
Excess of Revenues Over (Under)			
Expenditures	<u>923,029</u>	<u>(5,326)</u>	<u>(2,609)</u>
Other Financing Sources (Uses)			
Transfers In	-	-	-
Transfers Out	-	-	-
Total Other Financing Sources (Uses)	<u>-</u>	<u>-</u>	<u>-</u>
Net Change in Fund Balances	923,029	(5,326)	(2,609)
Fund Balances at Beginning of Year	<u>3,101,065</u>	<u>404,055</u>	<u>2,609</u>
Fund Balances at End of Year	<u>\$ 4,024,094</u>	<u>\$ 398,729</u>	<u>\$ -</u>

Special Revenue Funds

Restricted Local Programs	Municipal Service Benefit Units/Special Assessments	Law Enforcement Trust	County Sales Tax	Building Services	Lake County MSTU For Fire Protection
\$ -	\$ -	\$ -	\$ 16,165,171	\$ -	\$ 4,378,200
122,027	-	-	-	3,147,061	-
5,090	-	-	-	-	1,099,472
258,374	-	-	-	273,638	217,150
125,313	-	114,573	-	100,236	-
-	886,280	-	-	-	16,873,633
5,130	3,805	5,038	8,042	38,098	69,106
61,282	-	-	-	15,778	228,024
577,216	890,085	119,611	16,173,213	3,574,811	22,865,585
-	-	-	-	-	-
117,708	-	106,885	-	2,708,638	23,182,824
29,488	-	-	-	-	-
-	791,465	-	-	-	-
-	-	-	-	-	-
139,556	-	-	-	-	-
80,754	-	-	-	-	-
82,071	-	-	-	-	-
-	-	-	-	-	-
-	-	-	-	-	-
-	-	-	-	-	-
449,577	791,465	106,885	-	2,708,638	23,182,824
127,639	98,620	12,726	16,173,213	866,173	(317,239)
-	-	-	-	-	1,892,933
(50,000)	(91,233)	-	(17,139,214)	(136,739)	(1,598,730)
(50,000)	(91,233)	-	(17,139,214)	(136,739)	294,203
77,639	7,387	12,726	(966,001)	729,434	(23,036)
552,607	245,306	497,997	1,376,230	3,510,907	1,560,086
\$ 630,246	\$ 252,693	\$ 510,723	\$ 410,229	\$ 4,240,341	\$ 1,537,050

(Continued)

LAKE COUNTY, FLORIDA
COMBINING STATEMENT OF REVENUES, EXPENDITURES AND
CHANGES IN FUND BALANCES
NONMAJOR GOVERNMENTAL FUNDS
For the Year Ended September 30, 2018

	Special Revenue Funds		
	Fire Rescue Impact Fee Trust	County-Wide Library	Clerk Special Revenue Funds
Revenues			
Taxes	\$ -	\$ -	\$ -
Licenses and Permits	-	-	-
Intergovernmental	-	211,947	212,135
Charges for Services	-	12,662	5,042,237
Fines and Forfeitures	-	31,968	1,679,401
Special Assessments	533,514	-	-
Investment Income	17,526	5,453	-
Miscellaneous	-	190,870	-
Total Revenues	551,040	452,900	6,933,773
Expenditures			
Current:			
General Government	-	-	105,615
Public Safety	249,242	-	-
Physical Environment	-	-	-
Transportation	-	-	-
Economic Environment	-	-	-
Human Services	-	-	-
Culture and Recreation	-	4,295,198	-
Court-Related Expenditures	-	-	6,701,267
Debt Service:			
Principal	-	-	-
Interest and Fiscal Charges	-	-	-
Capital Outlay	-	-	-
Total Expenditures	249,242	4,295,198	6,806,882
Excess of Revenues Over (Under)			
Expenditures	301,798	(3,842,298)	126,891
Other Financing Sources (Uses)			
Transfers In	-	3,815,333	-
Transfers Out	-	-	-
Total Other Financing Sources (Uses)	-	3,815,333	-
Net Change in Fund Balances	301,798	(26,965)	126,891
Fund Balances at Beginning of Year	1,741,427	437,036	1,148,836
Fund Balances at End of Year	\$ 2,043,225	\$ 410,071	\$ 1,275,727

Special Revenue Funds		Debt Service Funds			
Sheriff Special Revenue Funds	Lake Emergency Medical Services	Notes Payable Debt Service	Pari-Mutuel Revenue Bonds Debt Service	Public Lands Program Debt Service	Facilities Expansion Debt Service
\$ -	\$ -	\$ -	\$ -	\$ 2,763,592	\$ -
-	-	-	-	-	-
-	6,059,806	-	297,667	-	-
740,485	13,493,830	-	-	-	-
50,942	-	-	-	-	-
-	-	-	-	-	-
-	73	106	3,342	15,976	14,539
200	362,857	-	-	-	-
791,627	19,916,566	106	301,009	2,779,568	14,539
-	-	-	-	-	-
783,189	19,613,444	-	-	-	-
-	-	-	-	-	-
-	-	-	-	-	-
-	-	-	-	-	-
-	-	-	-	-	-
-	-	-	-	-	-
-	-	-	170,000	2,070,000	2,680,000
-	-	-	82,680	452,880	2,684,842
-	-	-	-	-	-
783,189	19,613,444	-	252,680	2,522,880	5,364,842
8,438	303,122	106	48,329	256,688	(5,350,303)
53,319	-	-	-	17,583	5,364,841
-	-	-	-	(82,710)	-
53,319	-	-	-	(65,127)	5,364,841
61,757	303,122	106	48,329	191,561	14,538
268,855	377,863	11,094	164,092	502,598	63,629
\$ 330,612	\$ 680,985	\$ 11,200	\$ 212,421	\$ 694,159	\$ 78,167

(Continued)

LAKE COUNTY, FLORIDA
COMBINING STATEMENT OF REVENUES, EXPENDITURES AND
CHANGES IN FUND BALANCES
NONMAJOR GOVERNMENTAL FUNDS
For the Year Ended September 30, 2018

	Capital Projects Funds		
	Parks Capital Projects	Public Lands Program Capital Projects	Facilities Expansion Projects
Revenues			
Taxes	\$ -	\$ -	\$ -
Licenses and Permits	-	-	-
Intergovernmental	-	-	-
Charges for Services	-	-	-
Fines and Forfeitures	-	-	-
Special Assessments	-	-	-
Investment Income	-	-	1,168
Miscellaneous	-	-	-
Total Revenues	-	-	1,168
Expenditures			
Current:			
General Government	-	-	-
Public Safety	-	-	-
Physical Environment	-	-	-
Transportation	-	-	-
Economic Environment	-	-	-
Human Services	-	-	-
Culture and Recreation	-	-	-
Court-Related Expenditures	-	-	-
Debt Service:			
Principal	-	-	-
Interest and Fiscal Charges	-	-	-
Capital Outlay	49,472	579	-
Total Expenditures	49,472	579	-
Excess of Revenues Over (Under)			
Expenditures	(49,472)	(579)	1,168
Other Financing Sources (Uses)			
Transfers In	-	-	-
Transfers Out	-	-	-
Total Other Financing Sources (Uses)	-	-	-
Net Change in Fund Balances	(49,472)	(579)	1,168
Fund Balances at Beginning of Year	49,472	579	122,163
Fund Balances at End of Year	\$ -	\$ -	\$ 123,331

**Total
Nonmajor
Governmental
Funds**

\$ 47,245,702
3,356,646
26,384,868
22,876,936
2,102,433
19,111,731
451,945
1,025,983

122,556,244

318,650
55,171,299
1,137,844
17,728,655
9,058,093
241,158
10,976,893
6,783,338

5,153,334
3,220,402
50,051

109,839,717

12,716,527

12,831,355
(21,636,124)

(8,804,769)

3,911,758

36,250,490

\$ 40,162,248

LAKE COUNTY, FLORIDA
SCHEDULE OF REVENUES, EXPENDITURES AND
CHANGES IN FUND BALANCES - BUDGET AND ACTUAL
LIBRARY IMPACT FEE TRUST
For the Year Ended September 30, 2018

	<u>Original Budget</u>	<u>Final Budget</u>	<u>Actual</u>	<u>Variance Positive (Negative)</u>
Revenues				
Special Assessments	\$ 200,000	\$ 200,000	\$ 508,809	\$ 308,809
Investment Income	3,000	3,000	26,624	23,624
Less: Statutory Requirement	(10,150)	(10,150)	-	10,150
Total Revenues	<u>192,850</u>	<u>192,850</u>	<u>535,433</u>	<u>342,583</u>
Expenditures				
Current:				
Culture and Recreation	1,411,945	2,864,399	1,087,847	1,776,552
Total Expenditures	<u>1,411,945</u>	<u>2,864,399</u>	<u>1,087,847</u>	<u>1,776,552</u>
Excess of Revenues Over (Under) Expenditures	<u>(1,219,095)</u>	<u>(2,671,549)</u>	<u>(552,414)</u>	<u>2,119,135</u>
Other Financing Sources (Uses)				
Reserve for Contingencies	(2,292,751)	(46,566)	-	46,566
Total Other Financing Sources (Uses)	<u>(2,292,751)</u>	<u>(46,566)</u>	<u>-</u>	<u>46,566</u>
Net Change in Fund Balances	<u>(3,511,846)</u>	<u>(2,718,115)</u>	<u>(552,414)</u>	<u>2,165,701</u>
Fund Balances at Beginning of Year	<u>3,511,846</u>	<u>2,718,115</u>	<u>2,718,115</u>	<u>-</u>
Fund Balances at End of Year	<u><u>\$ -</u></u>	<u><u>\$ -</u></u>	<u><u>\$ 2,165,701</u></u>	<u><u>\$ 2,165,701</u></u>

LAKE COUNTY, FLORIDA
SCHEDULE OF REVENUES, EXPENDITURES AND
CHANGES IN FUND BALANCES - BUDGET AND ACTUAL
PARK IMPACT FEE TRUST
For the Year Ended September 30, 2018

	<u>Original Budget</u>	<u>Final Budget</u>	<u>Actual</u>	<u>Variance Positive (Negative)</u>
Revenues				
Special Assessments	\$ 130,000	\$ 130,000	\$ 246,668	\$ 116,668
Investment Income	650	650	5,464	4,814
Less: Statutory Requirement	(6,533)	(6,533)	-	6,533
Total Revenues	<u>124,117</u>	<u>124,117</u>	<u>252,132</u>	<u>128,015</u>
Expenditures				
Current:				
Culture and Recreation	436,081	672,766	131,414	541,352
Total Expenditures	<u>436,081</u>	<u>672,766</u>	<u>131,414</u>	<u>541,352</u>
Excess of Revenues Over (Under) Expenditures	<u>(311,964)</u>	<u>(548,649)</u>	<u>120,718</u>	<u>669,367</u>
Other Financing Sources (Uses)				
Reserve for Contingencies	(120,010)	-	-	-
Total Other Financing Sources (Uses)	<u>(120,010)</u>	<u>-</u>	<u>-</u>	<u>-</u>
Net Change in Fund Balances	<u>(431,974)</u>	<u>(548,649)</u>	<u>120,718</u>	<u>669,367</u>
Fund Balances at Beginning of Year	<u>431,974</u>	<u>548,649</u>	<u>548,649</u>	<u>-</u>
Fund Balances at End of Year	<u><u>\$ -</u></u>	<u><u>\$ -</u></u>	<u><u>\$ 669,367</u></u>	<u><u>\$ 669,367</u></u>

LAKE COUNTY, FLORIDA
SCHEDULE OF REVENUES, EXPENDITURES AND
CHANGES IN FUND BALANCES - BUDGET AND ACTUAL
COUNTY TRANSPORTATION TRUST
For the Year Ended September 30, 2018

	<u>Original Budget</u>	<u>Final Budget</u>	<u>Actual</u>	<u>Variance Positive (Negative)</u>
Revenues				
Taxes	\$ 7,435,500	\$ 7,435,500	\$ 7,726,450	\$ 290,950
Intergovernmental	4,995,900	5,650,248	5,966,210	315,962
Charges for Services	856,037	856,037	1,236,158	380,121
Special Assessments	63,500	63,500	62,827	(673)
Investment Income	18,000	18,000	54,898	36,898
Miscellaneous	68,250	68,250	20,686	(47,564)
Less: Statutory Requirement	(668,684)	(668,684)	-	668,684
Total Revenues	12,768,503	13,422,851	15,067,229	1,644,378
Expenditures				
Current:				
Transportation	14,960,638	15,894,991	13,438,463	2,456,528
Principal	233,334	233,334	233,334	-
Total Expenditures	15,193,972	16,128,325	13,671,797	2,456,528
Excess of Revenues Over (Under) Expenditures	(2,425,469)	(2,705,474)	1,395,432	4,100,906
Other Financing Sources (Uses)				
Transfers Out	(669,284)	(669,411)	(669,411)	-
Reserve for Contingencies	(990,500)	(2,606,953)	-	2,606,953
Total Other Financing Sources (Uses)	(1,659,784)	(3,276,364)	(669,411)	2,606,953
Net Change in Fund Balances	(4,085,253)	(5,981,838)	726,021	6,707,859
Fund Balances at Beginning of Year	4,085,253	5,981,838	5,981,838	-
Fund Balances at End of Year	\$ -	\$ -	\$ 6,707,859	\$ 6,707,859

LAKE COUNTY, FLORIDA
SCHEDULE OF REVENUES, EXPENDITURES AND
CHANGES IN FUND BALANCES - BUDGET AND ACTUAL
FISH CONSERVATION TRUST
For the Year Ended September 30, 2018

	<u>Original Budget</u>	<u>Final Budget</u>	<u>Actual</u>	<u>Variance Positive (Negative)</u>
Revenues				
Licenses and Permits	\$ 9,000	\$ 9,000	\$ 9,362	\$ 362
Investment Income	-	-	1,902	1,902
Less: Statutory Requirement	(450)	(450)	-	450
Total Revenues	<u>8,550</u>	<u>8,550</u>	<u>11,264</u>	<u>2,714</u>
Expenditures				
Current:				
Physical Environment	199,179	202,613	-	202,613
Total Expenditures	<u>199,179</u>	<u>202,613</u>	<u>-</u>	<u>202,613</u>
Excess of Revenues Over (Under) Expenditures	<u>(190,629)</u>	<u>(194,063)</u>	<u>11,264</u>	<u>205,327</u>
Other Financing Sources (Uses)				
Transfers Out	(450)	(450)	(450)	-
Total Other Financing Sources (Uses)	<u>(450)</u>	<u>(450)</u>	<u>(450)</u>	<u>-</u>
Net Change in Fund Balances	<u>(191,079)</u>	<u>(194,513)</u>	<u>10,814</u>	<u>205,327</u>
Fund Balances at Beginning of Year	<u>191,079</u>	<u>194,513</u>	<u>194,513</u>	<u>-</u>
Fund Balances at End of Year	<u><u>\$ -</u></u>	<u><u>\$ -</u></u>	<u><u>\$ 205,327</u></u>	<u><u>\$ 205,327</u></u>

LAKE COUNTY, FLORIDA
SCHEDULE OF REVENUES, EXPENDITURES AND
CHANGES IN FUND BALANCES - BUDGET AND ACTUAL
COMMUNITY DEVELOPMENT
For the Year Ended September 30, 2018

	<u>Original Budget</u>	<u>Final Budget</u>	<u>Actual</u>	<u>Variance Positive (Negative)</u>
Revenues				
Intergovernmental	\$ 2,412,787	\$ 2,928,749	\$ 1,328,258	\$ (1,600,491)
Investment Income	-	-	688	688
Total Revenues	<u>2,412,787</u>	<u>2,928,749</u>	<u>1,328,946</u>	<u>(1,599,803)</u>
Expenditures				
Current:				
Economic Environment	2,565,134	3,082,641	1,259,263	1,823,378
Human Services	69,430	69,430	69,134	296
Total Expenditures	<u>2,634,564</u>	<u>3,152,071</u>	<u>1,328,397</u>	<u>1,823,674</u>
Excess of Revenues Over (Under) Expenditures	<u>(221,777)</u>	<u>(223,322)</u>	<u>549</u>	<u>223,871</u>
Other Financing Sources (Uses)				
Reserve for Contingencies	(330,651)	-	-	-
Total Other Financing Sources (Uses)	<u>(330,651)</u>	<u>-</u>	<u>-</u>	<u>-</u>
Net Change in Fund Balances	<u>(552,428)</u>	<u>(223,322)</u>	<u>549</u>	<u>223,871</u>
Fund Balances at Beginning of Year	<u>552,428</u>	<u>223,322</u>	<u>223,322</u>	<u>-</u>
Fund Balances at End of Year	<u>\$ -</u>	<u>\$ -</u>	<u>\$ 223,871</u>	<u>\$ 223,871</u>

LAKE COUNTY, FLORIDA
SCHEDULE OF REVENUES, EXPENDITURES AND
CHANGES IN FUND BALANCES - BUDGET AND ACTUAL
LAKE COUNTY AMBULANCE
For the Year Ended September 30, 2018

	<u>Original Budget</u>	<u>Final Budget</u>	<u>Actual</u>	<u>Variance Positive (Negative)</u>
Revenues				
Taxes	\$ 8,700,546	\$ 8,700,546	\$ 8,393,308	\$ (307,238)
Investment Income	5,000	5,000	24,423	19,423
Less: Statutory Requirement	(435,278)	(435,278)	-	435,278
Total Revenues	<u>8,270,268</u>	<u>8,270,268</u>	<u>8,417,731</u>	<u>147,463</u>
Expenditures				
Current:				
General Government	210,720	213,035	213,035	-
Public Safety	6,784,216	6,783,944	6,783,944	-
Total Expenditures	<u>6,994,936</u>	<u>6,996,979</u>	<u>6,996,979</u>	<u>-</u>
Excess of Revenues Over (Under) Expenditures	<u>1,275,332</u>	<u>1,273,289</u>	<u>1,420,752</u>	<u>147,463</u>
Other Financing Sources (Uses)				
Transfers In	-	-	53,308	53,308
Transfers Out	(1,221,735)	(1,220,779)	(1,214,058)	6,721
Reserve for Contingencies	(710,298)	(420,493)	-	420,493
Total Other Financing Sources (Uses)	<u>(1,932,033)</u>	<u>(1,641,272)</u>	<u>(1,160,750)</u>	<u>480,522</u>
Net Change in Fund Balances	<u>(656,701)</u>	<u>(367,983)</u>	<u>260,002</u>	<u>627,985</u>
Fund Balances at Beginning of Year	<u>656,701</u>	<u>367,983</u>	<u>367,983</u>	<u>-</u>
Fund Balances at End of Year	<u><u>\$ -</u></u>	<u><u>\$ -</u></u>	<u><u>\$ 627,985</u></u>	<u><u>\$ 627,985</u></u>

LAKE COUNTY, FLORIDA
SCHEDULE OF REVENUES, EXPENDITURES AND
CHANGES IN FUND BALANCES - BUDGET AND ACTUAL
STORMWATER MANAGEMENT PARKS AND ROADS
For the Year Ended September 30, 2018

	<u>Original Budget</u>	<u>Final Budget</u>	<u>Actual</u>	<u>Variance Positive (Negative)</u>
Revenues				
Taxes	\$ 4,528,179	\$ 4,528,179	\$ 4,371,791	\$ (156,388)
Licenses and Permits	100,000	100,000	78,196	(21,804)
Intergovernmental	-	1,515,000	1,515,000	-
Charges for Services	124,000	124,000	167,567	43,567
Investment Income	4,000	4,000	37,126	33,126
Miscellaneous	25,050	25,050	46,912	21,862
Less: Statutory Requirement	(233,333)	(233,333)	-	233,333
Total Revenues	4,547,896	6,062,896	6,216,592	153,696
Expenditures				
Current:				
Physical Environment	1,377,526	2,263,807	879,400	1,384,407
Culture and Recreation	5,381,688	7,033,319	5,381,680	1,651,639
Total Expenditures	6,759,214	9,297,126	6,261,080	3,036,046
Excess of Revenues Over (Under) Expenditures	(2,211,318)	(3,234,230)	(44,488)	3,189,742
Other Financing Sources (Uses)				
Transfers In	1,536,080	1,606,080	1,634,038	27,958
Transfers Out	(362,185)	(365,529)	(365,529)	-
Reserve for Contingencies	(538,560)	(58,493)	-	58,493
Total Other Financing Sources (Uses)	635,335	1,182,058	1,268,509	86,451
Net Change in Fund Balances	(1,575,983)	(2,052,172)	1,224,021	3,276,193
Fund Balances at Beginning of Year	1,575,983	2,052,172	2,052,172	-
Fund Balances at End of Year	\$ -	\$ -	\$ 3,276,193	\$ 3,276,193

LAKE COUNTY, FLORIDA
SCHEDULE OF REVENUES, EXPENDITURES AND
CHANGES IN FUND BALANCES - BUDGET AND ACTUAL
EMERGENCY 9-1-1
For the Year Ended September 30, 2018

	<u>Original Budget</u>	<u>Final Budget</u>	<u>Actual</u>	<u>Variance Positive (Negative)</u>
Revenues				
Intergovernmental	\$ 118,231	\$ 835,623	\$ 139,226	\$ (696,397)
Charges for Services	1,375,000	1,375,000	1,434,835	59,835
Investment Income	2,500	2,500	6,268	3,768
Less: Statutory Requirement	<u>(68,875)</u>	<u>(68,875)</u>	<u>-</u>	<u>68,875</u>
Total Revenues	<u>1,426,856</u>	<u>2,144,248</u>	<u>1,580,329</u>	<u>(563,919)</u>
Expenditures				
Current:				
Public Safety	1,609,365	2,463,064	1,248,994	1,214,070
Total Expenditures	<u>1,609,365</u>	<u>2,463,064</u>	<u>1,248,994</u>	<u>1,214,070</u>
Excess of Revenues Over (Under) Expenditures	<u>(182,509)</u>	<u>(318,816)</u>	<u>331,335</u>	<u>650,151</u>
Other Financing Sources (Uses)				
Transfers Out	(80,000)	(80,000)	(80,000)	-
Reserve for Contingencies	<u>(41,081)</u>	<u>(356,590)</u>	<u>-</u>	<u>356,590</u>
Total Other Financing Sources (Uses)	<u>(121,081)</u>	<u>(436,590)</u>	<u>(80,000)</u>	<u>356,590</u>
Net Change in Fund Balances	<u>(303,590)</u>	<u>(755,406)</u>	<u>251,335</u>	<u>1,006,741</u>
Fund Balances at Beginning of Year	<u>303,590</u>	<u>755,406</u>	<u>755,406</u>	<u>-</u>
Fund Balances at End of Year	<u>\$ -</u>	<u>\$ -</u>	<u>\$ 1,006,741</u>	<u>\$ 1,006,741</u>

LAKE COUNTY, FLORIDA
SCHEDULE OF REVENUES, EXPENDITURES AND
CHANGES IN FUND BALANCES - BUDGET AND ACTUAL
RESORT/DEVELOPMENT TAX
For the Year Ended September 30, 2018

	<u>Original Budget</u>	<u>Final Budget</u>	<u>Actual</u>	<u>Variance Positive (Negative)</u>
Revenues				
Taxes	\$ 2,750,000	\$ 2,750,000	\$ 3,447,190	\$ 697,190
Investment Income	8,000	8,000	72,391	64,391
Miscellaneous	8,000	8,000	3,001	(4,999)
Less: Statutory Requirement	(138,050)	(138,050)	-	138,050
Total Revenues	<u>2,627,950</u>	<u>2,627,950</u>	<u>3,522,582</u>	<u>894,632</u>
Expenditures				
Current:				
Economic Environment	4,354,312	5,689,886	3,169,317	2,520,569
Total Expenditures	<u>4,354,312</u>	<u>5,689,886</u>	<u>3,169,317</u>	<u>2,520,569</u>
Excess of Revenues Over (Under) Expenditures	<u>(1,726,362)</u>	<u>(3,061,936)</u>	<u>353,265</u>	<u>3,415,201</u>
Other Financing Sources (Uses)				
Transfers Out	(138,050)	(208,050)	(208,050)	-
Reserve for Contingencies	(4,685,295)	(4,000,000)	-	4,000,000
Total Other Financing Sources (Uses)	<u>(4,823,345)</u>	<u>(4,208,050)</u>	<u>(208,050)</u>	<u>4,000,000</u>
Net Change in Fund Balances	<u>(6,549,707)</u>	<u>(7,269,986)</u>	<u>145,215</u>	<u>7,415,201</u>
Fund Balances at Beginning of Year	<u>6,549,707</u>	<u>7,269,986</u>	<u>7,269,986</u>	<u>-</u>
Fund Balances at End of Year	<u>\$ -</u>	<u>\$ -</u>	<u>\$ 7,415,201</u>	<u>\$ 7,415,201</u>

LAKE COUNTY, FLORIDA
SCHEDULE OF REVENUES, EXPENDITURES AND
CHANGES IN FUND BALANCES - BUDGET AND ACTUAL
AFFORDABLE HOUSING ASSISTANCE TRUST
For the Year Ended September 30, 2018

	<u>Original Budget</u>	<u>Final Budget</u>	<u>Actual</u>	<u>Variance Positive (Negative)</u>
Revenues				
Intergovernmental	\$ 2,011,672	\$ 1,404,582	\$ 1,414,398	\$ 9,816
Investment Income	2,000	2,000	31,542	29,542
Miscellaneous	10,000	10,000	43,816	33,816
Total Revenues	<u>2,023,672</u>	<u>1,416,582</u>	<u>1,489,756</u>	<u>73,174</u>
Expenditures				
Current:				
Economic Environment	4,694,070	4,517,647	566,727	3,950,920
Total Expenditures	<u>4,694,070</u>	<u>4,517,647</u>	<u>566,727</u>	<u>3,950,920</u>
Excess of Revenues Over (Under) Expenditures	<u>(2,670,398)</u>	<u>(3,101,065)</u>	<u>923,029</u>	<u>4,024,094</u>
Other Financing Sources (Uses)				
Reserve for Contingencies	(24,363)	-	-	-
Total Other Financing Sources (Uses)	<u>(24,363)</u>	<u>-</u>	<u>-</u>	<u>-</u>
Net Change in Fund Balances	<u>(2,694,761)</u>	<u>(3,101,065)</u>	<u>923,029</u>	<u>4,024,094</u>
Fund Balances at Beginning of Year	<u>2,694,761</u>	<u>3,101,065</u>	<u>3,101,065</u>	<u>-</u>
Fund Balances at End of Year	<u><u>\$ -</u></u>	<u><u>\$ -</u></u>	<u><u>\$ 4,024,094</u></u>	<u><u>\$ 4,024,094</u></u>

LAKE COUNTY, FLORIDA
SCHEDULE OF REVENUES, EXPENDITURES AND
CHANGES IN FUND BALANCES - BUDGET AND ACTUAL
SECTION 8
For the Year Ended September 30, 2018

	<u>Original Budget</u>	<u>Final Budget</u>	<u>Actual</u>	<u>Variance Positive (Negative)</u>
Revenues				
Intergovernmental	\$ 3,702,000	\$ 3,922,877	\$ 3,938,247	\$ 15,370
Investment Income	700	700	3,077	2,377
Miscellaneous	80,000	60,000	52,557	(7,443)
Total Revenues	<u>3,782,700</u>	<u>3,983,577</u>	<u>3,993,881</u>	<u>10,304</u>
Expenditures				
Current:				
Economic Environment	3,867,908	4,146,087	3,999,207	146,880
Total Expenditures	<u>3,867,908</u>	<u>4,146,087</u>	<u>3,999,207</u>	<u>146,880</u>
Excess of Revenues Over (Under) Expenditures	<u>(85,208)</u>	<u>(162,510)</u>	<u>(5,326)</u>	<u>157,184</u>
Other Financing Sources (Uses)				
Reserve for Contingencies	(235,881)	(241,545)	-	241,545
Total Other Financing Sources (Uses)	<u>(235,881)</u>	<u>(241,545)</u>	<u>-</u>	<u>241,545</u>
Net Change in Fund Balances	<u>(321,089)</u>	<u>(404,055)</u>	<u>(5,326)</u>	<u>398,729</u>
Fund Balances at Beginning of Year	<u>321,089</u>	<u>404,055</u>	<u>404,055</u>	<u>-</u>
Fund Balances at End of Year	<u><u>\$ -</u></u>	<u><u>\$ -</u></u>	<u><u>\$ 398,729</u></u>	<u><u>\$ 398,729</u></u>

LAKE COUNTY, FLORIDA
SCHEDULE OF REVENUES, EXPENDITURES AND
CHANGES IN FUND BALANCES - BUDGET AND ACTUAL
FEDERAL/STATE GRANTS
For the Year Ended September 30, 2018

	<u>Original Budget</u>	<u>Final Budget</u>	<u>Actual</u>	<u>Variance Positive (Negative)</u>
Revenues				
Intergovernmental	\$ 12,388,405	\$ 13,291,787	\$ 4,197,412	\$ (9,094,375)
Investment Income	-	-	140	140
Total Revenues	<u>12,388,405</u>	<u>13,291,787</u>	<u>4,197,552</u>	<u>(9,094,235)</u>
Expenditures				
Current:				
Public Safety	485,521	547,272	376,431	170,841
Physical Environment	-	234,444	228,956	5,488
Transportation	11,772,559	12,382,355	3,498,727	8,883,628
Economic Environment	97,857	97,857	63,579	34,278
Human Services	32,468	32,468	32,468	-
Total Expenditures	<u>12,388,405</u>	<u>13,294,396</u>	<u>4,200,161</u>	<u>9,094,235</u>
Excess of Revenues Over (Under) Expenditures	<u>-</u>	<u>(2,609)</u>	<u>(2,609)</u>	<u>-</u>
Other Financing Sources (Uses)				
Reserve for Contingencies	(1,788,626)	-	-	-
Total Other Financing Sources (Uses)	<u>(1,788,626)</u>	<u>-</u>	<u>-</u>	<u>-</u>
Net Change in Fund Balances	<u>(1,788,626)</u>	<u>(2,609)</u>	<u>(2,609)</u>	<u>-</u>
Fund Balances at Beginning of Year	<u>1,788,626</u>	<u>2,609</u>	<u>2,609</u>	<u>-</u>
Fund Balances at End of Year	<u><u>\$ -</u></u>	<u><u>\$ -</u></u>	<u><u>\$ -</u></u>	<u><u>\$ -</u></u>

LAKE COUNTY, FLORIDA
SCHEDULE OF REVENUES, EXPENDITURES AND
CHANGES IN FUND BALANCES - BUDGET AND ACTUAL
RESTRICTED LOCAL PROGRAMS
For the Year Ended September 30, 2018

	<u>Original Budget</u>	<u>Final Budget</u>	<u>Actual</u>	<u>Variance Positive (Negative)</u>
Revenues				
Licenses and Permits	\$ 90,000	\$ 90,000	\$ 122,027	\$ 32,027
Intergovernmental	4,000	4,000	5,090	1,090
Charges for Services	314,500	277,000	258,374	(18,626)
Fines and Forfeitures	115,000	115,000	125,313	10,313
Investment Income	-	-	5,130	5,130
Miscellaneous	16,200	16,200	61,282	45,082
Total Revenues	539,700	502,200	577,216	75,016
Expenditures				
Current:				
Public Safety	189,000	287,750	117,708	170,042
Physical Environment	18,756	41,729	29,488	12,241
Human Services	398,943	491,491	139,556	351,935
Culture and Recreation	133,757	150,879	80,754	70,125
Court-Related Expenditures	139,348	82,958	82,071	887
Total Expenditures	879,804	1,054,807	449,577	605,230
Excess of Revenues Over (Under) Expenditures	(340,104)	(552,607)	127,639	680,246
Other Financing Sources (Uses)				
Transfers Out	-	-	(50,000)	(50,000)
Reserve for Contingencies	(19,949)	-	-	-
Total Other Financing Sources (Uses)	(19,949)	-	(50,000)	(50,000)
Net Change in Fund Balances	(360,053)	(552,607)	77,639	630,246
Fund Balances at Beginning of Year	360,053	552,607	552,607	-
Fund Balances at End of Year	\$ -	\$ -	\$ 630,246	\$ 630,246

LAKE COUNTY, FLORIDA
SCHEDULE OF REVENUES, EXPENDITURES AND
CHANGES IN FUND BALANCES - BUDGET AND ACTUAL
MUNICIPAL SERVICE BENEFIT UNITS/SPECIAL ASSESSMENTS
For the Year Ended September 30, 2018

	<u>Original Budget</u>	<u>Final Budget</u>	<u>Actual</u>	<u>Variance Positive (Negative)</u>
Revenues				
Special Assessments	\$ 918,203	\$ 918,203	\$ 886,280	\$ (31,923)
Investment Income	813	813	3,805	2,992
Less: Statutory Requirement	(45,950)	(45,950)	-	45,950
Total Revenues	873,066	873,066	890,085	17,019
Expenditures				
Current:				
Transportation	771,965	799,607	791,465	8,142
Total Expenditures	771,965	799,607	791,465	8,142
Excess of Revenues Over (Under) Expenditures	101,101	73,459	98,620	25,161
Other Financing Sources (Uses)				
Transfers Out	(101,092)	(101,092)	(91,233)	9,859
Reserve for Contingencies	(221,123)	(217,673)	-	217,673
Total Other Financing Sources (Uses)	(322,215)	(318,765)	(91,233)	227,532
Net Change in Fund Balances	(221,114)	(245,306)	7,387	252,693
Fund Balances at Beginning of Year	221,114	245,306	245,306	-
Fund Balances at End of Year	\$ -	\$ -	\$ 252,693	\$ 252,693

LAKE COUNTY, FLORIDA
SCHEDULE OF REVENUES, EXPENDITURES AND
CHANGES IN FUND BALANCES - BUDGET AND ACTUAL
LAW ENFORCEMENT TRUST
For the Year Ended September 30, 2018

	<u>Original Budget</u>	<u>Final Budget</u>	<u>Actual</u>	<u>Variance Positive (Negative)</u>
Revenues				
Fines and Forfeitures	\$ -	\$ 80,000	\$ 114,573	\$ 34,573
Investment Income	1,000	1,000	5,038	4,038
Less: Statutory Requirement	(50)	(50)	-	50
Total Revenues	<u>950</u>	<u>80,950</u>	<u>119,611</u>	<u>38,661</u>
Expenditures				
Current:				
Public Safety	243,820	578,947	106,885	472,062
Total Expenditures	<u>243,820</u>	<u>578,947</u>	<u>106,885</u>	<u>472,062</u>
Excess of Revenues Over (Under) Expenditures	<u>(242,870)</u>	<u>(497,997)</u>	<u>12,726</u>	<u>510,723</u>
Net Change in Fund Balances	<u>(242,870)</u>	<u>(497,997)</u>	<u>12,726</u>	<u>510,723</u>
Fund Balances at Beginning of Year	<u>242,870</u>	<u>497,997</u>	<u>497,997</u>	<u>-</u>
Fund Balances at End of Year	<u><u>\$ -</u></u>	<u><u>\$ -</u></u>	<u><u>\$ 510,723</u></u>	<u><u>\$ 510,723</u></u>

LAKE COUNTY, FLORIDA
SCHEDULE OF REVENUES, EXPENDITURES AND
CHANGES IN FUND BALANCES - BUDGET AND ACTUAL
COUNTY SALES TAX
For the Year Ended September 30, 2018

	<u>Original Budget</u>	<u>Final Budget</u>	<u>Actual</u>	<u>Variance Positive (Negative)</u>
Revenues				
Taxes	\$ 16,636,612	\$ 16,590,528	\$ 16,165,171	\$ (425,357)
Investment Income	950	2,087	8,042	5,955
Less: Statutory Requirement	(831,878)	(829,631)	-	829,631
Total Revenues	<u>15,805,684</u>	<u>15,762,984</u>	<u>16,173,213</u>	<u>410,229</u>
Expenditures				
Total Expenditures	<u>-</u>	<u>-</u>	<u>-</u>	<u>-</u>
Excess of Revenues Over (Under) Expenditures	<u>15,805,684</u>	<u>15,762,984</u>	<u>16,173,213</u>	<u>410,229</u>
Other Financing Sources (Uses)				
Transfers Out	(16,681,878)	(17,139,214)	(17,139,214)	-
Total Other Financing Sources (Uses)	<u>(16,681,878)</u>	<u>(17,139,214)</u>	<u>(17,139,214)</u>	<u>-</u>
Net Change in Fund Balances	<u>(876,194)</u>	<u>(1,376,230)</u>	<u>(966,001)</u>	<u>410,229</u>
Fund Balances at Beginning of Year	<u>876,194</u>	<u>1,376,230</u>	<u>1,376,230</u>	<u>-</u>
Fund Balances at End of Year	<u>\$ -</u>	<u>\$ -</u>	<u>\$ 410,229</u>	<u>\$ 410,229</u>

LAKE COUNTY, FLORIDA
SCHEDULE OF REVENUES, EXPENDITURES AND
CHANGES IN FUND BALANCES - BUDGET AND ACTUAL
BUILDING SERVICES
For the Year Ended September 30, 2018

	<u>Original Budget</u>	<u>Final Budget</u>	<u>Actual</u>	<u>Variance Positive (Negative)</u>
Revenues				
Licenses and Permits	\$ 2,399,038	\$ 2,399,038	\$ 3,147,061	\$ 748,023
Charges for Services	283,299	328,299	273,638	(54,661)
Fines and Forfeitures	47,430	47,430	100,236	52,806
Investment Income	5,000	15,000	38,098	23,098
Miscellaneous	-	-	15,778	15,778
Less: Statutory Requirement	(136,739)	(136,739)	-	136,739
Total Revenues	<u>2,598,028</u>	<u>2,653,028</u>	<u>3,574,811</u>	<u>921,783</u>
Expenditures				
Current:				
Public Safety	3,238,157	3,417,553	2,708,638	708,915
Total Expenditures	<u>3,238,157</u>	<u>3,417,553</u>	<u>2,708,638</u>	<u>708,915</u>
Excess of Revenues Over (Under) Expenditures	<u>(640,129)</u>	<u>(764,525)</u>	<u>866,173</u>	<u>1,630,698</u>
Other Financing Sources (Uses)				
Transfers Out	(136,739)	(136,739)	(136,739)	-
Reserve for Contingencies	(2,184,209)	(2,609,643)	-	2,609,643
Total Other Financing Sources (Uses)	<u>(2,320,948)</u>	<u>(2,746,382)</u>	<u>(136,739)</u>	<u>2,609,643</u>
Net Change in Fund Balances	<u>(2,961,077)</u>	<u>(3,510,907)</u>	<u>729,434</u>	<u>4,240,341</u>
Fund Balances at Beginning of Year	<u>2,961,077</u>	<u>3,510,907</u>	<u>3,510,907</u>	<u>-</u>
Fund Balances at End of Year	<u><u>\$ -</u></u>	<u><u>\$ -</u></u>	<u><u>\$ 4,240,341</u></u>	<u><u>\$ 4,240,341</u></u>

LAKE COUNTY, FLORIDA
SCHEDULE OF REVENUES, EXPENDITURES AND
CHANGES IN FUND BALANCES - BUDGET AND ACTUAL
LAKE COUNTY MSTU FOR FIRE PROTECTION
For the Year Ended September 30, 2018

	<u>Original Budget</u>	<u>Final Budget</u>	<u>Actual</u>	<u>Variance Positive (Negative)</u>
Revenues				
Taxes	\$ 4,595,195	\$ 4,590,707	\$ 4,378,200	\$ (212,507)
Intergovernmental	1,108,539	1,272,791	1,099,472	(173,319)
Charges for Services	210,250	210,250	217,150	6,900
Special Assessments	17,267,168	17,124,569	16,873,633	(250,936)
Investment Income	25,000	25,000	69,106	44,106
Miscellaneous	7,100	120,206	228,024	107,818
Less: Statutory Requirement	(1,095,283)	(1,095,283)	-	1,095,283
Total Revenues	22,117,969	22,248,240	22,865,585	617,345
Expenditures				
Current:				
Public Safety	23,659,016	23,658,270	23,182,824	475,446
Total Expenditures	23,659,016	23,658,270	23,182,824	475,446
Excess of Revenues Over (Under) Expenditures	(1,541,047)	(1,410,030)	(317,239)	1,092,791
Other Financing Sources (Uses)				
Transfers In	1,764,447	1,864,938	1,892,933	27,995
Transfers Out	(1,614,994)	(1,614,994)	(1,598,730)	16,264
Reserve for Contingencies	(510,367)	(400,000)	-	400,000
Total Other Financing Sources (Uses)	(360,914)	(150,056)	294,203	444,259
Net Change in Fund Balances	(1,901,961)	(1,560,086)	(23,036)	1,537,050
Fund Balances at Beginning of Year	1,901,961	1,560,086	1,560,086	-
Fund Balances at End of Year	\$ -	\$ -	\$ 1,537,050	\$ 1,537,050

LAKE COUNTY, FLORIDA
SCHEDULE OF REVENUES, EXPENDITURES AND
CHANGES IN FUND BALANCES - BUDGET AND ACTUAL
FIRE RESCUE IMPACT FEE TRUST
For the Year Ended September 30, 2018

	<u>Original Budget</u>	<u>Final Budget</u>	<u>Actual</u>	<u>Variance Positive (Negative)</u>
Revenues				
Special Assessments	\$ 410,000	\$ 410,000	\$ 533,514	\$ 123,514
Investment Income	5,000	5,000	17,526	12,526
Less: Statutory Requirement	(20,750)	(20,750)	-	20,750
Total Revenues	<u>394,250</u>	<u>394,250</u>	<u>551,040</u>	<u>156,790</u>
Expenditures				
Current:				
Public Safety	1,583,644	1,767,186	249,242	1,517,944
Total Expenditures	<u>1,583,644</u>	<u>1,767,186</u>	<u>249,242</u>	<u>1,517,944</u>
Excess of Revenues Over (Under) Expenditures	<u>(1,189,394)</u>	<u>(1,372,936)</u>	<u>301,798</u>	<u>1,674,734</u>
Other Financing Sources (Uses)				
Reserve for Contingencies	(535,934)	(368,491)	-	368,491
Total Other Financing Sources (Uses)	<u>(535,934)</u>	<u>(368,491)</u>	<u>-</u>	<u>368,491</u>
Net Change in Fund Balances	<u>(1,725,328)</u>	<u>(1,741,427)</u>	<u>301,798</u>	<u>2,043,225</u>
Fund Balances at Beginning of Year	<u>1,725,328</u>	<u>1,741,427</u>	<u>1,741,427</u>	<u>-</u>
Fund Balances at End of Year	<u><u>\$ -</u></u>	<u><u>\$ -</u></u>	<u><u>\$ 2,043,225</u></u>	<u><u>\$ 2,043,225</u></u>

LAKE COUNTY, FLORIDA
SCHEDULE OF REVENUES, EXPENDITURES AND
CHANGES IN FUND BALANCES - BUDGET AND ACTUAL
COUNTY-WIDE LIBRARY
For the Year Ended September 30, 2018

	<u>Original Budget</u>	<u>Final Budget</u>	<u>Actual</u>	<u>Variance Positive (Negative)</u>
Revenues				
Intergovernmental	\$ 200,000	\$ 200,000	\$ 211,947	\$ 11,947
Charges for Services	10,200	10,200	12,662	2,462
Fines and Forfeitures	29,200	29,200	31,968	2,768
Investment Income	2,000	2,000	5,453	3,453
Miscellaneous	215,160	215,160	190,870	(24,290)
Less: Statutory Requirement	(4,140)	(4,140)	-	4,140
Total Revenues	452,420	452,420	452,900	480
Expenditures				
Current:				
Culture and Recreation	4,550,662	4,664,190	4,295,198	368,992
Total Expenditures	4,550,662	4,664,190	4,295,198	368,992
Excess of Revenues Over (Under) Expenditures	(4,098,242)	(4,211,770)	(3,842,298)	369,472
Other Financing Sources (Uses)				
Transfers In	3,749,251	3,815,333	3,815,333	-
Reserve for Contingencies	(5,051)	(40,599)	-	40,599
Total Other Financing Sources (Uses)	3,744,200	3,774,734	3,815,333	40,599
Net Change in Fund Balances	(354,042)	(437,036)	(26,965)	410,071
Fund Balances at Beginning of Year	354,042	437,036	437,036	-
Fund Balances at End of Year	\$ -	\$ -	\$ 410,071	\$ 410,071

LAKE COUNTY, FLORIDA
SCHEDULE OF REVENUES, EXPENDITURES AND
CHANGES IN FUND BALANCES - BUDGET AND ACTUAL
CLERK SPECIAL REVENUE FUNDS
For the Year Ended September 30, 2018

	<u>Original Budget</u>	<u>Final Budget</u>	<u>Actual</u>	<u>Variance Positive (Negative)</u>
Revenues				
Intergovernmental	\$ 207,877	\$ 207,877	\$ 212,135	\$ 4,258
Charges for Services	4,664,325	4,664,325	5,042,237	377,912
Fines and Forfeitures	1,600,486	1,600,486	1,679,401	78,915
Total Revenues	<u>6,472,688</u>	<u>6,472,688</u>	<u>6,933,773</u>	<u>461,085</u>
Expenditures				
Current:				
General Government	713,101	920,596	105,615	814,981
Court-Related Expenditures	6,547,973	6,547,973	6,701,267	(153,294)
Total Expenditures	<u>7,261,074</u>	<u>7,468,569</u>	<u>6,806,882</u>	<u>661,687</u>
Excess of Revenues Over (Under) Expenditures	<u>(788,386)</u>	<u>(995,881)</u>	<u>126,891</u>	<u>1,122,772</u>
Other Financing Sources (Uses)				
Reserve for Contingencies	(43,720)	(152,955)	-	152,955
Total Other Financing Sources (Uses)	<u>(43,720)</u>	<u>(152,955)</u>	<u>-</u>	<u>152,955</u>
Net Change in Fund Balances	<u>(832,106)</u>	<u>(1,148,836)</u>	<u>126,891</u>	<u>1,275,727</u>
Fund Balances at Beginning of Year	<u>832,106</u>	<u>1,148,836</u>	<u>1,148,836</u>	<u>-</u>
Fund Balances at End of Year	<u><u>\$ -</u></u>	<u><u>\$ -</u></u>	<u><u>\$ 1,275,727</u></u>	<u><u>\$ 1,275,727</u></u>

LAKE COUNTY, FLORIDA
SCHEDULE OF REVENUES, EXPENDITURES AND
CHANGES IN FUND BALANCES - BUDGET AND ACTUAL
SHERIFF SPECIAL REVENUE FUNDS
For the Year Ended September 30, 2018

	<u>Original Budget</u>	<u>Final Budget</u>	<u>Actual</u>	<u>Variance Positive (Negative)</u>
Revenues				
Charges for Services	\$ 835,966	\$ 835,966	\$ 740,485	\$ (95,481)
Fines and Forfeitures	-	-	50,942	50,942
Miscellaneous	1,200	1,200	200	(1,000)
Total Revenues	<u>837,166</u>	<u>837,166</u>	<u>791,627</u>	<u>(45,539)</u>
Expenditures				
Current:				
Public Safety	1,221,931	1,221,931	783,189	438,742
Total Expenditures	<u>1,221,931</u>	<u>1,221,931</u>	<u>783,189</u>	<u>438,742</u>
Excess of Revenues Over (Under) Expenditures	<u>(384,765)</u>	<u>(384,765)</u>	<u>8,438</u>	<u>393,203</u>
Other Financing Sources (Uses)				
Transfers In	100,000	100,000	53,319	(46,681)
Total Other Financing Sources (Uses)	<u>100,000</u>	<u>100,000</u>	<u>53,319</u>	<u>(46,681)</u>
Net Change in Fund Balances	<u>(284,765)</u>	<u>(284,765)</u>	<u>61,757</u>	<u>346,522</u>
Fund Balances at Beginning of Year	<u>284,765</u>	<u>284,765</u>	<u>268,855</u>	<u>(15,910)</u>
Fund Balances at End of Year	<u>\$ -</u>	<u>\$ -</u>	<u>\$ 330,612</u>	<u>\$ 330,612</u>

LAKE COUNTY, FLORIDA
SCHEDULE OF REVENUES, EXPENDITURES AND
CHANGES IN FUND BALANCES - BUDGET AND ACTUAL
LAKE EMERGENCY MEDICAL SERVICES
For the Year Ended September 30, 2018

	<u>Original Budget</u>	<u>Final Budget</u>	<u>Actual</u>	<u>Variance Positive (Negative)</u>
Revenues				
Intergovernmental	\$ 6,000,000	\$ 6,000,000	\$ 6,059,806	\$ 59,806
Charges for Services	14,176,422	14,176,422	13,493,830	(682,592)
Investment Income	-	-	73	73
Miscellaneous	213,922	402,219	362,857	(39,362)
Total Revenues	<u>20,390,344</u>	<u>20,578,641</u>	<u>19,916,566</u>	<u>(662,075)</u>
Expenditures				
Current:				
Public Safety	20,722,726	20,749,726	19,613,444	1,136,282
Total Expenditures	<u>20,722,726</u>	<u>20,749,726</u>	<u>19,613,444</u>	<u>1,136,282</u>
Excess of Revenues Over (Under) Expenditures	<u>(332,382)</u>	<u>(171,085)</u>	<u>303,122</u>	<u>474,207</u>
Other Financing Sources (Uses)				
Transfers Out	(160,000)	(160,000)	-	160,000
Reserve for Capital	-	(46,778)	-	46,778
Total Other Financing Sources (Uses)	<u>(160,000)</u>	<u>(206,778)</u>	<u>-</u>	<u>206,778</u>
Net Change in Fund Balances	<u>(492,382)</u>	<u>(377,863)</u>	<u>303,122</u>	<u>680,985</u>
Fund Balances at Beginning of Year	<u>492,382</u>	<u>377,863</u>	<u>377,863</u>	<u>-</u>
Fund Balances at End of Year	<u><u>\$ -</u></u>	<u><u>\$ -</u></u>	<u><u>\$ 680,985</u></u>	<u><u>\$ 680,985</u></u>

LAKE COUNTY, FLORIDA
SCHEDULE OF REVENUES, EXPENDITURES AND
CHANGES IN FUND BALANCES - BUDGET AND ACTUAL
NOTES PAYABLE DEBT SERVICE
For the Year Ended September 30, 2018

	<u>Original Budget</u>	<u>Final Budget</u>	<u>Actual</u>	<u>Variance Positive (Negative)</u>
Revenues				
Investment Income	\$ -	\$ -	\$ 106	\$ 106
Total Revenues	<u>-</u>	<u>-</u>	<u>106</u>	<u>106</u>
Expenditures				
Total Expenditures	<u>-</u>	<u>-</u>	<u>-</u>	<u>-</u>
Excess of Revenues Over (Under) Expenditures	<u>-</u>	<u>-</u>	<u>106</u>	<u>106</u>
Other Financing Sources (Uses)				
Reserve for Contingencies	-	(11,094)	-	11,094
Total Other Financing Sources (Uses)	<u>-</u>	<u>(11,094)</u>	<u>-</u>	<u>11,094</u>
Net Change in Fund Balances	<u>-</u>	<u>(11,094)</u>	<u>106</u>	<u>11,200</u>
Fund Balances at Beginning of Year	<u>-</u>	<u>11,094</u>	<u>11,094</u>	<u>-</u>
Fund Balances at End of Year	<u>\$ -</u>	<u>\$ -</u>	<u>\$ 11,200</u>	<u>\$ 11,200</u>

LAKE COUNTY, FLORIDA
SCHEDULE OF REVENUES, EXPENDITURES AND
CHANGES IN FUND BALANCES - BUDGET AND ACTUAL
PARI-MUTUEL REVENUE BONDS DEBT SERVICE
For the Year Ended September 30, 2018

	<u>Original Budget</u>	<u>Final Budget</u>	<u>Actual</u>	<u>Variance Positive (Negative)</u>
Revenues				
Intergovernmental	\$ 297,667	\$ 297,667	\$ 297,667	\$ -
Investment Income	1,000	1,000	3,342	2,342
Less: Statutory Requirement	(14,933)	(14,933)	-	14,933
Total Revenues	283,734	283,734	301,009	17,275
Expenditures				
Debt Service:				
Principal	170,000	170,000	170,000	-
Interest and Fiscal Charges	84,180	84,180	82,680	1,500
Total Expenditures	254,180	254,180	252,680	1,500
Excess of Revenues Over (Under) Expenditures	29,554	29,554	48,329	18,775
Other Financing Sources (Uses)				
Reserve for Contingencies	(191,690)	(193,646)	-	193,646
Total Other Financing Sources (Uses)	(191,690)	(193,646)	-	193,646
Net Change in Fund Balances	(162,136)	(164,092)	48,329	212,421
Fund Balances at Beginning of Year	162,136	164,092	164,092	-
Fund Balances at End of Year	\$ -	\$ -	\$ 212,421	\$ 212,421

LAKE COUNTY, FLORIDA
SCHEDULE OF REVENUES, EXPENDITURES AND
CHANGES IN FUND BALANCES - BUDGET AND ACTUAL
PUBLIC LANDS PROGRAM DEBT SERVICE
For the Year Ended September 30, 2018

	<u>Original Budget</u>	<u>Final Budget</u>	<u>Actual</u>	<u>Variance Positive (Negative)</u>
Revenues				
Taxes	\$ 2,973,752	\$ 2,973,752	\$ 2,763,592	\$ (210,160)
Investment Income	10,000	10,000	15,976	5,976
Less: Statutory Requirement	(149,188)	(149,188)	-	149,188
Total Revenues	<u>2,834,564</u>	<u>2,834,564</u>	<u>2,779,568</u>	<u>(54,996)</u>
Expenditures				
Debt Service:				
Principal	2,070,000	2,070,000	2,070,000	-
Interest and Fiscal Charges	459,880	459,748	452,880	6,868
Total Expenditures	<u>2,529,880</u>	<u>2,529,748</u>	<u>2,522,880</u>	<u>6,868</u>
Excess of Revenues Over (Under) Expenditures	<u>304,684</u>	<u>304,816</u>	<u>256,688</u>	<u>(48,128)</u>
Other Financing Sources (Uses)				
Transfers In	15,500	15,500	17,583	2,083
Transfers Out	(86,699)	(86,831)	(82,710)	4,121
Reserve for Contingencies	(805,913)	(736,083)	-	736,083
Total Other Financing Sources (Uses)	<u>(877,112)</u>	<u>(807,414)</u>	<u>(65,127)</u>	<u>742,287</u>
Net Change in Fund Balances	<u>(572,428)</u>	<u>(502,598)</u>	<u>191,561</u>	<u>694,159</u>
Fund Balances at Beginning of Year	<u>572,428</u>	<u>502,598</u>	<u>502,598</u>	<u>-</u>
Fund Balances at End of Year	<u><u>\$ -</u></u>	<u><u>\$ -</u></u>	<u><u>\$ 694,159</u></u>	<u><u>\$ 694,159</u></u>

LAKE COUNTY, FLORIDA
SCHEDULE OF REVENUES, EXPENDITURES AND
CHANGES IN FUND BALANCES - BUDGET AND ACTUAL
FACILITIES EXPANSION DEBT SERVICE
For the Year Ended September 30, 2018

	<u>Original Budget</u>	<u>Final Budget</u>	<u>Actual</u>	<u>Variance Positive (Negative)</u>
Revenues				
Investment Income	\$ 5,000	\$ 5,000	\$ 14,539	\$ 9,539
Less: Statutory Requirement	(250)	(250)	-	250
Total Revenues	4,750	4,750	14,539	9,789
Expenditures				
Debt Service:				
Principal	2,680,000	2,680,000	2,680,000	-
Interest and Fiscal Charges	2,695,342	2,695,342	2,684,842	10,500
Total Expenditures	5,375,342	5,375,342	5,364,842	10,500
Excess of Revenues Over (Under) Expenditures	(5,370,592)	(5,370,592)	(5,350,303)	20,289
Other Financing Sources (Uses)				
Transfers In	5,364,841	5,364,841	5,364,841	-
Reserve for Contingencies	(58,737)	(57,878)	-	57,878
Total Other Financing Sources (Uses)	5,306,104	5,306,963	5,364,841	57,878
Net Change in Fund Balances	(64,488)	(63,629)	14,538	78,167
Fund Balances at Beginning of Year	64,488	63,629	63,629	-
Fund Balances at End of Year	\$ -	\$ -	\$ 78,167	\$ 78,167

LAKE COUNTY, FLORIDA
SCHEDULE OF REVENUES, EXPENDITURES AND
CHANGES IN FUND BALANCES - BUDGET AND ACTUAL
PARKS CAPITAL PROJECTS
For the Year Ended September 30, 2018

	<u>Original Budget</u>	<u>Final Budget</u>	<u>Actual</u>	<u>Variance Positive (Negative)</u>
Expenditures				
Capital Outlay	\$ -	\$ 49,472	\$ 49,472	\$ -
Total Expenditures	<u>-</u>	<u>49,472</u>	<u>49,472</u>	<u>-</u>
Excess of Revenues Over (Under) Expenditures	<u>-</u>	<u>(49,472)</u>	<u>(49,472)</u>	<u>-</u>
Other Financing Sources (Uses)				
Reserve for Contingencies	(50,000)	-	-	-
Total Other Financing Sources (Uses)	<u>(50,000)</u>	<u>-</u>	<u>-</u>	<u>-</u>
Net Change in Fund Balances	<u>(50,000)</u>	<u>(49,472)</u>	<u>(49,472)</u>	<u>-</u>
Fund Balances at Beginning of Year	<u>50,000</u>	<u>49,472</u>	<u>49,472</u>	<u>-</u>
Fund Balances at End of Year	<u>\$ -</u>	<u>\$ -</u>	<u>\$ -</u>	<u>\$ -</u>

LAKE COUNTY, FLORIDA
SCHEDULE OF REVENUES, EXPENDITURES AND
CHANGES IN FUND BALANCES - BUDGET AND ACTUAL
PUBLIC LANDS PROGRAM CAPITAL PROJECTS
For the Year Ended September 30, 2018

	<u>Original Budget</u>	<u>Final Budget</u>	<u>Actual</u>	<u>Variance Positive (Negative)</u>
Expenditures				
Capital Outlay	\$ 579	\$ 579	\$ 579	\$ -
Total Expenditures	<u>579</u>	<u>579</u>	<u>579</u>	<u>-</u>
Excess of Revenues Over (Under) Expenditures	<u>(579)</u>	<u>(579)</u>	<u>(579)</u>	<u>-</u>
Net Change in Fund Balances	<u>(579)</u>	<u>(579)</u>	<u>(579)</u>	<u>-</u>
Fund Balances at Beginning of Year	<u>579</u>	<u>579</u>	<u>579</u>	<u>-</u>
Fund Balances at End of Year	<u>\$ -</u>	<u>\$ -</u>	<u>\$ -</u>	<u>\$ -</u>

LAKE COUNTY, FLORIDA
SCHEDULE OF REVENUES, EXPENDITURES AND
CHANGES IN FUND BALANCES - BUDGET AND ACTUAL
FACILITIES EXPANSION CAPITAL PROJECTS
For the Year Ended September 30, 2018

	<u>Original Budget</u>	<u>Final Budget</u>	<u>Actual</u>	<u>Variance Positive (Negative)</u>
Revenues				
Investment Income	\$ -	\$ -	\$ 1,168	\$ 1,168
Total Revenues	<u>-</u>	<u>-</u>	<u>1,168</u>	<u>1,168</u>
Expenditures				
Capital Outlay	-	122,163	-	122,163
Total Expenditures	<u>-</u>	<u>122,163</u>	<u>-</u>	<u>122,163</u>
Excess of Revenues Over (Under) Expenditures	<u>-</u>	<u>(122,163)</u>	<u>1,168</u>	<u>123,331</u>
Other Financing Sources (Uses)				
Reserve for Contingencies	(121,147)	-	-	-
Total Other Financing Sources (Uses)	<u>(121,147)</u>	<u>-</u>	<u>-</u>	<u>-</u>
Net Change in Fund Balances	<u>(121,147)</u>	<u>(122,163)</u>	<u>1,168</u>	<u>123,331</u>
Fund Balances at Beginning of Year	<u>121,147</u>	<u>122,163</u>	<u>122,163</u>	<u>-</u>
Fund Balances at End of Year	<u>\$ -</u>	<u>\$ -</u>	<u>\$ 123,331</u>	<u>\$ 123,331</u>

This page intentionally left blank.

MAJOR GOVERNMENTAL FUNDS

CAPITAL PROJECTS FUND

SALES TAX CAPITAL PROJECTS FUND

To account for construction of various Capital Projects, using discretionary infrastructure sales surtax revenues.

SALES SURTAX REVENUE BOND CAPITAL PROJECTS FUND

To account for the proceeds from the Sales Surtax Revenue Bond, Series 2018 used to construct a new animal shelter and upgrade the County's emergency radio system.

LAKE COUNTY, FLORIDA
SCHEDULE OF REVENUES, EXPENDITURES AND
CHANGES IN FUND BALANCES - BUDGET AND ACTUAL
MAJOR FUND - CAPITAL PROJECTS
SALES TAX CAPITAL PROJECTS
For the Year Ended September 30, 2018

	<u>Original Budget</u>	<u>Final Budget</u>	<u>Actual</u>	<u>Variance with Final Budget Positive (Negative)</u>
Revenues				
Investment Income	\$ 11,000	\$ 11,000	\$ 85,624	\$ 74,624
Less: Statutory Requirement	(550)	(550)	-	550
Total Revenues	10,450	10,450	85,624	75,174
Expenditures				
Capital Outlay	17,155,467	20,796,218	8,133,717	12,662,501
Total Expenditures	17,155,467	20,796,218	8,133,717	12,662,501
Excess of Revenues Over (Under) Expenditures	(17,145,017)	(20,785,768)	(8,048,093)	12,737,675
Other Financing Sources (Uses)				
Transfers In	13,650,000	14,109,583	14,109,583	-
Reserve for Contingencies	(4,545,178)	(265,911)	-	265,911
Total Other Financing Sources (Uses)	9,104,822	13,843,672	14,109,583	265,911
Net Change in Fund Balances	(8,040,195)	(6,942,096)	6,061,490	13,003,586
Fund Balances at Beginning of Year	8,040,195	6,942,096	6,942,096	-
Fund Balances at End of Year	\$ -	\$ -	\$ 13,003,586	\$ 13,003,586

LAKE COUNTY, FLORIDA
SCHEDULE OF REVENUES, EXPENDITURES AND
CHANGES IN FUND BALANCES - BUDGET AND ACTUAL
MAJOR FUND - CAPITAL PROJECTS
SALES SURTAX REVENUE BOND CAPITAL PROJECTS
For the Year Ended September 30, 2018

	Original Budget	Final Budget	Actual	Variance with Final Budget Positive (Negative)
Revenues				
Investment Income	\$ -	\$ -	\$ 38,972	\$ 38,972
Total Revenues	-	-	38,972	38,972
Expenditures				
Bond Issuance Costs	-	55,666	51,227	4,439
Capital Outlay	-	19,924,334	175,298	19,749,036
Total Expenditures	-	19,980,000	226,525	19,753,475
Excess of Revenues Over (Under) Expenditures	-	(19,980,000)	(187,553)	19,792,447
Other Financing Sources (Uses)				
Bonds Issued	-	19,980,000	19,980,000	-
Total Other Financing Sources (Uses)	-	19,980,000	19,980,000	-
Net Change in Fund Balances	-	-	19,792,447	19,792,447
Fund Balances at Beginning of Year	-	-	-	-
Fund Balances at End of Year	\$ -	\$ -	\$ 19,792,447	\$ 19,792,447

This page intentionally left blank.

INTERNAL SERVICE FUNDS

INSURANCE FUND - BOARD

To account for the revenues and expenses of the Employee Group Health Insurance Program for the Board of County Commissioners, Clerk of the Circuit Court and Comptroller, Supervisor of Elections, and Property Appraiser and Tax Collector. This fund also accounts for the revenues and expenses of the Comprehensive Liability Programs for the Board of County Commissioners and all Constitutional Officers (except the Sheriff).

INSURANCE FUND – SHERIFF

To account for the revenues and expenses of the Employee Group Health Insurance Program of the Sheriff.

FLEET MANAGEMENT

To account for the revenues and expenses of the Fleet Management Division, which provides fleet services to the County and other agencies.

LAKE COUNTY, FLORIDA
COMBINING STATEMENT OF NET POSITION
ALL INTERNAL SERVICE FUNDS
September 30, 2018

	<u>Board Insurance</u>	<u>Sheriff Insurance</u>	<u>Fleet Management</u>	<u>Total</u>
Assets				
Current Assets:				
Pooled Cash and Investments	\$ 13,374,670	\$ -	\$ -	\$ 13,374,670
Cash with Fiscal Agent	31,966	-	-	31,966
Accounts Receivable	300,180	-	5,744	305,924
Intragovernmental Receivables	209,095	-	1,245	210,340
Due from Other Governments	13,267	-	25,338	38,605
Inventory	-	-	372,811	372,811
Total Current Assets	13,929,178	-	405,138	14,334,316
Capital Assets:				
Equipment	-	-	649,931	649,931
Less: Accumulated Depreciation	-	-	(598,925)	(598,925)
Total Capital Assets	-	-	51,006	51,006
Total Assets	13,929,178	-	456,144	14,385,322
Deferred Outflows of Resources				
Deferred Outflows Related to Pensions	-	-	239,295	239,295
Total Deferred Outflows of Resources	-	-	239,295	239,295
Liabilities				
Current Liabilities:				
Accounts Payable	1,358,330	815,659	154,595	2,328,584
Accrued Liabilities	-	-	29,465	29,465
Due to Other Funds	-	1,276,792	123,789	1,400,581
Estimated Insurance Claims Payable	2,644,900	290,759	-	2,935,659
Current Portion of Long-Term Obligations	-	-	37,686	37,686
Total Current Liabilities	4,003,230	2,383,210	345,535	6,731,975
Long-Term Liabilities:				
Accrued Benefits Payable	-	-	42,445	42,445
Net Pension Liability	-	-	595,116	595,116
Total Long-Term Liabilities	-	-	637,561	637,561
Total Liabilities	4,003,230	2,383,210	983,096	7,369,536
Deferred Inflows of Resources				
Deferred Inflows Related to Pensions	-	-	69,801	69,801
Total Deferred Inflows of Resources	-	-	69,801	69,801
Net Position				
Net Investment in Capital Assets	-	-	51,006	51,006
Unrestricted	9,925,948	(2,383,210)	(408,464)	7,134,274
Total Net Position	\$ 9,925,948	\$ (2,383,210)	\$ (357,458)	\$ 7,185,280

LAKE COUNTY, FLORIDA
COMBINING STATEMENT OF REVENUES, EXPENSES
AND CHANGES IN FUND NET POSITION
ALL INTERNAL SERVICE FUNDS
For the Year Ended September 30, 2018

	<u>Board Insurance</u>	<u>Sheriff Insurance</u>	<u>Fleet Management</u>	<u>Total</u>
Operating Revenues:				
Charges for Services	\$ 18,217,899	\$ 8,890,729	\$ 3,203,080	\$ 30,311,708
Miscellaneous	111,316	-	2,967	114,283
Total Operating Revenues	<u>18,329,215</u>	<u>8,890,729</u>	<u>3,206,047</u>	<u>30,425,991</u>
Operating Expenses:				
Benefit Payments and Claims	14,178,260	7,321,377	-	21,499,637
Personal Services	-	-	856,889	856,889
Contracted Services	-	-	10,719	10,719
Supplies and Materials	-	-	800,563	800,563
Repairs and Maintenance	-	-	1,600,612	1,600,612
Utilities	-	-	21,957	21,957
Other Charges and Services	2,471,161	1,823,676	49,341	4,344,178
Depreciation and Amortization	-	-	5,456	5,456
Total Operating Expenses	<u>16,649,421</u>	<u>9,145,053</u>	<u>3,345,537</u>	<u>29,140,011</u>
Operating Income (Loss)	1,679,794	(254,324)	(139,490)	1,285,980
Non-Operating Revenues:				
Investment Income	130,044	-	-	130,044
Net Gain (Loss) on Disposal of Capital Assets	-	-	3,601	3,601
Total Non-Operating Revenues	<u>130,044</u>	<u>-</u>	<u>3,601</u>	<u>133,645</u>
Income (Loss) Before Transfers	1,809,838	(254,324)	(135,889)	1,419,625
Capital Contributions	-	-	27,613	27,613
Transfers Out	(353,809)	-	-	(353,809)
Total Capital Contributions and Transfers	<u>(353,809)</u>	<u>-</u>	<u>27,613</u>	<u>(326,196)</u>
Change in Net Position	1,456,029	(254,324)	(108,276)	1,093,429
Net Position at Beginning of Year	<u>8,469,919</u>	<u>(2,128,886)</u>	<u>(249,182)</u>	<u>6,091,851</u>
Net Position at End of Year	<u>\$ 9,925,948</u>	<u>\$ (2,383,210)</u>	<u>\$ (357,458)</u>	<u>\$ 7,185,280</u>

LAKE COUNTY, FLORIDA
COMBINING STATEMENT OF CASH FLOWS
ALL INTERNAL SERVICE FUNDS
For the Year Ended September 30, 2018

	<u>Board</u>	<u>Insurance</u>	<u>Sheriff</u>
Cash Flows from Operating Activities:			
Cash Received from Customers and for Contributions	\$ 17,982,547		\$ 9,276,269
Cash Paid to Suppliers and for Claims	(16,645,447)		(9,284,098)
Cash Paid to Employees	-		-
Cash Paid to Insurance Fund	-		-
Net Cash Provided (Used) by Operating Activities	1,337,100		(7,829)
Cash Flows from Non-Capital Financing Activities:			
Cash Transfers to Other Funds	(353,809)		-
Cash Advance from Other Funds	-		7,829
Net Cash Provided (Used) by Non-Capital Financing Activities	(353,809)		7,829
Cash Flows from Capital And Related Financing Activities:			
Proceeds from Sale of Capital Assets	-		-
Net Cash Provided (Used) by Capital and Related Financing Activities	-		-
Cash Flows from Investing Activities:			
Investment Income Received	130,044		-
Net Cash Provided (Used) by Investing Activities	130,044		-
Net Change in Cash and Cash Equivalents	1,113,335		-
Cash and Cash Equivalents at October 1	12,293,301		-
Cash and Cash Equivalents at September 30	\$ 13,406,636		\$ -

**RECONCILIATION OF OPERATING INCOME (LOSS) TO
NET CASH PROVIDED (USED) BY OPERATING ACTIVITIES**

	<u>Board</u>	<u>Insurance</u>	<u>Sheriff</u>
Operating Income (Loss)	\$ 1,679,794		\$ (254,324)
Adjustments to Reconcile Operating Income (Loss) to Net Cash Provided (Used) by Operating Activities:			
Depreciation	-		-
Change in Accounts Receivable	(224,255)		385,540
Change in Intragovernmental Receivables	(110,095)		-
Change in Due from Other Governments	(12,318)		-
Change in Inventory	-		-
Change in Deferred Outflows of Resources	-		-
Change in Accounts Payable	310,074		624,877
Change in Accrued Liabilities	-		-
Change in Estimated Claims Payable	(306,100)		(763,922)
Change in Accrued Benefits Payable	-		-
Change in Net Pension Liability	-		-
Change in Deferred Inflows of Resources	-		-
Total Adjustments	(342,694)		246,495
Net Cash Provided (Used) by Operating Activities	\$ 1,337,100		\$ (7,829)
<u>Noncash Investing, Capital and Financing Activities</u>			
Capital Contribution	-		-

Fleet Management	Total
\$ 3,203,774	\$ 30,462,590
(2,636,374)	(28,565,919)
(729,285)	(729,285)
(181,104)	(181,104)
(342,989)	986,282
-	(353,809)
123,789	131,618
123,789	(222,191)
3,601	3,601
3,601	3,601
-	130,044
-	130,044
(215,599)	897,736
215,599	12,508,900
\$ -	\$ 13,406,636

Fleet Management	Total
\$ (139,490)	\$ 1,285,980
5,456	5,456
(5,642)	155,643
(709)	(110,804)
4,078	(8,240)
(70,381)	(70,381)
75,597	75,597
(82,801)	852,150
886	886
-	(1,070,022)
6,272	6,272
(160,447)	(160,447)
24,192	24,192
(203,499)	(299,698)
\$ (342,989)	\$ 986,282
\$ 27,613	\$ 27,613

AGENCY FUNDS

BOARD OF COUNTY COMMISSIONERS

EDUCATIONAL SYSTEM IMPACT FEE TRUST FUND

To account for the collection and distribution of impact fees pertaining to the Lake County District School Board.

ESCROW DEPOSITS FUND

To account for the collection and payment of builders' and developers' surety deposits.

CLERK OF CIRCUIT COURT AND COMPTROLLER (CLERK)

AGENCY FUND

To record the collection and payment of monies collected for the Department of Revenue, Bureau of Vital Statistics, State Treasurer, and other various State and Federal agencies.

CLERK CASH BONDS FUND

To account for the receipt and disbursement of bonds posted by individuals for judicial proceedings.

FINES AND COSTS FUND

To account for the collection and disbursement of all court ordered fines and costs collected on behalf of various governmental agencies.

TAX DEED SALES FUND

To account for the collection and disbursements of the proceeds of tax deed sales in accordance with Chapter 197, Florida Statutes.

WITNESS FUND

To record the receipt and disbursement of funds to witnesses on behalf of state agencies.

UNIFORM SUPPORT FUND

To account for the collection and payment of court ordered alimony and child support payments.

CLERK SUSPENSE FUND

To account for the receipt and disbursement of temporarily unidentified monies.

COURTS REGISTRY FUND

To record the collection and payment of deposits required by Circuit and County Court legal actions.

TAX COLLECTOR

TAX COLLECTIONS TRUST FUND

To record the receipt and distribution of ad valorem tax collections.

MOTORIST SERVICES TRUST FUND

To record the receipt and distribution of vehicle tag and title collections, marine title and registration fees and fees for issuance of Florida driver licenses and identification cards collected on behalf of various State agencies.

HUNTING AND FISHING LICENSE FUND

To account for the collection and disbursement of hunting and fishing license fees collected on behalf of State and local agencies.

SHERIFF'S OFFICE

SHERIFF CASH BONDS FUND

To account for the receipt and disbursement of bonds posted by individuals pending judicial proceedings.

CIVIL FUND

To account for the receipt and disbursement of funds that result from civil process, confiscation and Sheriff's sales.

INMATE TRUST FUND

To account for the receipt and distribution of the personal funds of County Jail inmates.

SHERIFF SUSPENSE FUND

To account for the receipt and disbursement of temporarily unidentified monies.

LAKE COUNTY, FLORIDA
COMBINING STATEMENT OF FIDUCIARY ASSETS AND LIABILITIES
FIDUCIARY FUNDS
September 30, 2018

	<u>AGENCY FUNDS</u>		<u>AGENCY FUNDS</u>
	<u>Board of County Commissioners</u>		<u>Clerk</u>
	<u>Educational System Impact Fee Trust</u>	<u>Escrow Deposits</u>	<u>Agency</u>
<u>Assets</u>			
Cash	\$ -	\$ -	\$ -
Pooled Cash and Investments	5,380,213	720,183	2,626,282
Due from Other Governments	-	-	-
Total Assets	<u>\$ 5,380,213</u>	<u>\$ 720,183</u>	<u>\$ 2,626,282</u>
<u>Liabilities</u>			
Accounts Payable	\$ -	\$ -	\$ 9,068
Due to Other Governments	5,380,213	-	1,462,979
Deposits	-	720,183	1,154,235
Taxes Collected in Advance	-	-	-
Cash Bonds Payable	-	-	-
Total Liabilities	<u>\$ 5,380,213</u>	<u>\$ 720,183</u>	<u>\$ 2,626,282</u>

AGENCY FUNDS

Clerk

Clerk Cash Bonds	Fines and Costs	Tax Deed Sales	Witness	Uniform Support
\$ -	\$ -	\$ -	\$ -	\$ -
118,151	431,901	1,915,914	11,485	7,726
-	-	-	-	666
<u>\$ 118,151</u>	<u>\$ 431,901</u>	<u>\$ 1,915,914</u>	<u>\$ 11,485</u>	<u>\$ 8,392</u>
\$ -	\$ 6,405	\$ 2,548	\$ -	\$ -
-	425,496	976	11,485	3,735
-	-	1,912,390	-	4,657
-	-	-	-	-
118,151	-	-	-	-
<u>\$ 118,151</u>	<u>\$ 431,901</u>	<u>\$ 1,915,914</u>	<u>\$ 11,485</u>	<u>\$ 8,392</u>

(Continued)

LAKE COUNTY, FLORIDA
COMBINING STATEMENT OF FIDUCIARY ASSETS AND LIABILITIES
FIDUCIARY FUNDS
September 30, 2018

	<u>AGENCY FUNDS</u>		<u>AGENCY FUNDS</u>	
	<u>Clerk</u>		<u>Tax Collector</u>	
	<u>Clerk Suspense</u>	<u>Courts Registry</u>	<u>Tax Collections Trust</u>	
<u>Assets</u>				
Cash	\$ -	\$ -	\$ 3,788,040	
Pooled Cash and Investments	922	4,027,631	-	
Due from Other Governments	-	-	-	
Total Assets	<u>\$ 922</u>	<u>\$ 4,027,631</u>	<u>\$ 3,788,040</u>	
<u>Liabilities</u>				
Accounts Payable	\$ -	\$ -	\$ -	
Due to Other Governments	100	-	795,091	
Deposits	822	4,027,631	-	
Taxes Collected in Advance	-	-	2,992,949	
Cash Bonds Payable	-	-	-	
Total Liabilities	<u>\$ 922</u>	<u>\$ 4,027,631</u>	<u>\$ 3,788,040</u>	

AGENCY FUNDS

AGENCY FUNDS

<u>Tax Collector</u>		<u>Sheriff</u>		
<u>Motorist Services Trust</u>	<u>Hunting and Fishing License</u>	<u>Sheriff Cash Bonds</u>	<u>Civil</u>	<u>Inmate Trust</u>
\$ 758,483	\$ 2,451	\$ 62,590	\$ 18,838	\$ 300,182
-	-	-	-	-
-	-	-	-	-
<u>\$ 758,483</u>	<u>\$ 2,451</u>	<u>\$ 62,590</u>	<u>\$ 18,838</u>	<u>\$ 300,182</u>
\$ -	\$ -	\$ -	\$ -	\$ -
758,483	2,451	-	-	-
-	-	-	18,838	300,182
-	-	62,590	-	-
-	-	-	-	-
<u>\$ 758,483</u>	<u>\$ 2,451</u>	<u>\$ 62,590</u>	<u>\$ 18,838</u>	<u>\$ 300,182</u>

(Continued)

LAKE COUNTY, FLORIDA
COMBINING STATEMENT OF FIDUCIARY ASSETS AND LIABILITIES
FIDUCIARY FUNDS
September 30, 2018

AGENCY FUNDS

Sheriff

	<u>Sheriff Suspense</u>		<u>Total Agency Funds</u>
<u>Assets</u>			
Cash	\$ -	\$	4,930,584
Pooled Cash and Investments	57,426		15,297,834
Due from Other Governments	<u>29,129</u>		<u>29,795</u>
Total Assets	<u>\$ 86,555</u>	\$	<u>20,258,213</u>
<u>Liabilities</u>			
Accounts Payable	\$ -	\$	18,021
Due to Other Governments	-		8,841,009
Deposits	86,555		8,225,493
Taxes Collected in Advance	-		2,992,949
Cash Bonds Payable	<u>-</u>		<u>180,741</u>
Total Liabilities	<u>\$ 86,555</u>	\$	<u>20,258,213</u>

This page intentionally left blank.

LAKE COUNTY, FLORIDA
COMBINING STATEMENT OF CHANGES IN ASSETS AND LIABILITIES
ALL AGENCY FUNDS
For the Year Ended September 30, 2018

	<u>Educational System Impact Fee Trust - Board</u>			Balance 9/30/18
	Balance 10/1/17	Additions	Deletions	
<u>Assets</u>				
Cash	\$ -	\$ -	\$ -	\$ -
Pooled Cash and Investments	4,744,467	19,136,300	18,500,554	5,380,213
Due from Other Governments	2,554,776	559,440	3,114,216	-
Total Assets	<u>\$ 7,299,243</u>	<u>\$ 19,695,740</u>	<u>\$ 21,614,770</u>	<u>\$ 5,380,213</u>
<u>Liabilities</u>				
Accounts Payable	\$ 9,324	\$ 18,491,229	\$ 18,500,553	\$ -
Due to Other Governments	7,289,919	16,590,848	18,500,554	5,380,213
Deposits	-	-	-	-
Taxes Collected in Advance	-	-	-	-
Cash Bonds Payable	-	-	-	-
Total Liabilities	<u>\$ 7,299,243</u>	<u>\$ 35,082,077</u>	<u>\$ 37,001,107</u>	<u>\$ 5,380,213</u>

Balance 10/1/17	<u>Escrow Deposits - Board</u>		Balance 9/30/18	Balance 10/1/17	<u>Agency - Clerk</u>		Balance 9/30/18
	Additions	Deletions			Additions	Deletions	
\$ -	\$ -	\$ -	\$ -	\$ -	\$ -	\$ -	\$ -
387,078	431,333	98,228	720,183	4,858,067	44,364,763	46,596,548	2,626,282
-	-	-	-	-	-	-	-
\$ 387,078	\$ 431,333	\$ 98,228	\$ 720,183	\$ 4,858,067	\$ 44,364,763	\$ 46,596,548	\$ 2,626,282
\$ -	\$ 98,228	\$ 98,228	\$ -	\$ 6,897	\$ 46,879,629	\$ 46,877,458	\$ 9,068
-	-	-	-	3,917,783	43,729,556	46,184,360	1,462,979
387,078	431,333	98,228	720,183	933,387	330,383	109,535	1,154,235
-	-	-	-	-	-	-	-
-	-	-	-	-	-	-	-
\$ 387,078	\$ 529,561	\$ 196,456	\$ 720,183	\$ 4,858,067	\$ 90,939,568	\$ 93,171,353	\$ 2,626,282

(Continued)

LAKE COUNTY, FLORIDA
COMBINING STATEMENT OF CHANGES IN ASSETS AND LIABILITIES
ALL AGENCY FUNDS
For the Year Ended September 30, 2018

	<u>Balance</u> <u>10/1/17</u>	<u>Cash Bonds - Clerk</u>		<u>Balance</u> <u>9/30/18</u>
		<u>Additions</u>	<u>Deletions</u>	
<u>Assets</u>				
Cash	\$ -	\$ -	\$ -	\$ -
Pooled Cash and Investments	102,393	302,706	286,948	118,151
Due from Other Governments	-	-	-	-
Total Assets	\$ 102,393	\$ 302,706	\$ 286,948	\$ 118,151
<u>Liabilities</u>				
Accounts Payable	\$ -	\$ -	\$ -	\$ -
Due to Other Governments	-	-	-	-
Deposits	-	-	-	-
Taxes Collected in Advance	-	-	-	-
Cash Bonds Payable	102,393	394,957	379,199	118,151
Total Liabilities	\$ 102,393	\$ 394,957	\$ 379,199	\$ 118,151

Balance 10/1/17	Fines and Costs - Clerk		Balance 9/30/18	Balance 10/1/17	Tax Deed Sales - Clerk		Balance 9/30/18
	Additions	Deletions			Additions	Deletions	
\$ -	\$ -	\$ -	\$ -	\$ -	\$ -	\$ -	\$ -
462,259	6,133,550	6,163,908	431,901	1,448,010	3,521,327	3,053,423	1,915,914
-	-	-	-	-	-	-	-
\$ 462,259	\$ 6,133,550	\$ 6,163,908	\$ 431,901	\$ 1,448,010	\$ 3,521,327	\$ 3,053,423	\$ 1,915,914
\$ 7,517	\$ 6,371,579	\$ 6,372,691	\$ 6,405	\$ -	\$ 2,541,749	\$ 2,539,201	\$ 2,548
454,742	5,939,415	5,968,661	425,496	2,963	976	2,963	976
-	-	-	-	1,445,047	3,826,265	3,358,922	1,912,390
-	-	-	-	-	-	-	-
-	-	-	-	-	-	-	-
\$ 462,259	\$ 12,310,994	\$ 12,341,352	\$ 431,901	\$ 1,448,010	\$ 6,368,990	\$ 5,901,086	\$ 1,915,914

(Continued)

LAKE COUNTY, FLORIDA
COMBINING STATEMENT OF CHANGES IN ASSETS AND LIABILITIES
ALL AGENCY FUNDS
For the Year Ended September 30, 2018

	<u>Balance 10/1/17</u>	<u>Witness - Clerk</u>		<u>Balance 9/30/18</u>
		<u>Additions</u>	<u>Deletions</u>	
<u>Assets</u>				
Cash	\$ -	\$ -	\$ -	\$ -
Pooled Cash and Investments	8,642	11,797	8,954	11,485
Due from Other Governments	-	-	-	-
Total Assets	\$ 8,642	\$ 11,797	\$ 8,954	\$ 11,485
<u>Liabilities</u>				
Accounts Payable	\$ -	\$ 9,682	\$ 9,682	\$ -
Due to Other Governments	8,642	11,797	8,954	11,485
Deposits	-	-	-	-
Taxes Collected in Advance	-	-	-	-
Cash Bonds Payable	-	-	-	-
Total Liabilities	\$ 8,642	\$ 21,479	\$ 18,636	\$ 11,485

Balance 10/1/17	<u>Uniform Support - Clerk</u>		Balance 9/30/18	Balance 10/1/17	<u>Suspense - Clerk</u>		Balance 9/30/18
	Additions	Deletions			Additions	Deletions	
\$ -	\$ -	\$ -	\$ -	\$ -	\$ -	\$ -	\$ -
5,235	56,090	53,599	7,726	1,411	218,421	218,910	922
-	3,459	2,793	666	-	-	-	-
\$ 5,235	\$ 59,549	\$ 56,392	\$ 8,392	\$ 1,411	\$ 218,421	\$ 218,910	\$ 922
\$ -	\$ 47,413	\$ 47,413	\$ -	\$ -	\$ 100	\$ 100	\$ -
3,675	47,899	47,839	3,735	-	100	-	100
1,560	8,183	5,086	4,657	1,411	218,421	219,010	822
-	-	-	-	-	-	-	-
-	-	-	-	-	-	-	-
\$ 5,235	\$ 103,495	\$ 100,338	\$ 8,392	\$ 1,411	\$ 218,621	\$ 219,110	\$ 922

(Continued)

LAKE COUNTY, FLORIDA
COMBINING STATEMENT OF CHANGES IN ASSETS AND LIABILITIES
ALL AGENCY FUNDS
For the Year Ended September 30, 2018

	<u>Balance</u> <u>10/1/17</u>	<u>Courts Registry - Clerk</u>		<u>Balance</u> <u>9/30/18</u>
		<u>Additions</u>	<u>Deletions</u>	
<u>Assets</u>				
Cash	\$ -	\$ -	\$ -	\$ -
Pooled Cash and Investments	4,417,699	20,970,015	21,360,083	4,027,631
Due from Other Governments	-	-	-	-
Total Assets	\$ 4,417,699	\$ 20,970,015	\$ 21,360,083	\$ 4,027,631
<u>Liabilities</u>				
Accounts Payable	\$ -	\$ 21,761,454	\$ 21,761,454	\$ -
Due to Other Governments	-	-	-	-
Deposits	4,417,699	20,889,015	21,279,083	4,027,631
Taxes Collected in Advance	-	-	-	-
Cash Bonds Payable	-	-	-	-
Total Liabilities	\$ 4,417,699	\$ 42,650,469	\$ 43,040,537	\$ 4,027,631

<u>Tax Collections Trust - Tax Collector</u>				<u>Motorist Services Trust - Tax Collector</u>			
<u>Balance</u> <u>10/1/17</u>	<u>Additions</u>	<u>Deletions</u>	<u>Balance</u> <u>9/30/18</u>	<u>Balance</u> <u>10/1/17</u>	<u>Additions</u>	<u>Deletions</u>	<u>Balance</u> <u>9/30/18</u>
\$ 3,869,737	\$ 392,044,103	\$ 392,125,800	\$ 3,788,040	\$ 619,994	\$ 35,757,313	\$ 35,618,824	\$ 758,483
-	-	-	-	-	-	-	-
-	-	-	-	-	-	-	-
\$ 3,869,737	\$ 392,044,103	\$ 392,125,800	\$ 3,788,040	\$ 619,994	\$ 35,757,313	\$ 35,618,824	\$ 758,483
\$ -	\$ -	\$ -	\$ -	\$ -	\$ -	\$ -	\$ -
1,125,539	388,767,233	389,097,681	795,091	619,994	35,757,313	35,618,824	758,483
-	-	-	-	-	-	-	-
2,744,198	3,276,870	3,028,119	2,992,949	-	-	-	-
-	-	-	-	-	-	-	-
\$ 3,869,737	\$ 392,044,103	\$ 392,125,800	\$ 3,788,040	\$ 619,994	\$ 35,757,313	\$ 35,618,824	\$ 758,483

(Continued)

LAKE COUNTY, FLORIDA
COMBINING STATEMENT OF CHANGES IN ASSETS AND LIABILITIES
ALL AGENCY FUNDS
For the Year Ended September 30, 2018

	<u>Hunting and Fishing License - Tax Collector</u>			
	<u>Balance</u>		<u>Deletions</u>	<u>Balance</u>
	<u>10/1/17</u>	<u>Additions</u>		<u>9/30/18</u>
<u>Assets</u>				
Cash	\$ 2,727	\$ 82,282	\$ 82,558	\$ 2,451
Pooled Cash and Investments	-	-	-	-
Due from Other Governments	-	-	-	-
Total Assets	<u>\$ 2,727</u>	<u>\$ 82,282</u>	<u>\$ 82,558</u>	<u>\$ 2,451</u>
<u>Liabilities</u>				
Accounts Payable	\$ -	\$ -	\$ -	\$ -
Due to Other Governments	2,727	82,282	82,558	2,451
Deposits	-	-	-	-
Taxes Collected in Advance	-	-	-	-
Cash Bonds Payable	-	-	-	-
Total Liabilities	<u>\$ 2,727</u>	<u>\$ 82,282</u>	<u>\$ 82,558</u>	<u>\$ 2,451</u>

Balance 10/1/17	Cash Bonds - Sheriff		Balance 9/30/18	Balance 10/1/17	Civil - Sheriff		Balance 9/30/18
	Additions	Deletions			Additions	Deletions	
\$ 65,448	\$ 32,209	\$ 35,067	\$ 62,590	\$ 29,550	\$ 380,333	\$ 391,045	\$ 18,838
-	-	-	-	-	-	-	-
-	-	-	-	-	-	-	-
\$ 65,448	\$ 32,209	\$ 35,067	\$ 62,590	\$ 29,550	\$ 380,333	\$ 391,045	\$ 18,838
\$ -	\$ -	\$ -	\$ -	\$ -	\$ -	\$ -	\$ -
-	-	-	-	-	-	-	-
-	-	-	-	29,550	380,333	391,045	18,838
-	-	-	-	-	-	-	-
65,448	32,209	35,067	62,590	-	-	-	-
\$ 65,448	\$ 32,209	\$ 35,067	\$ 62,590	\$ 29,550	\$ 380,333	\$ 391,045	\$ 18,838

(Continued)

LAKE COUNTY, FLORIDA
COMBINING STATEMENT OF CHANGES IN ASSETS AND LIABILITIES
ALL AGENCY FUNDS
For the Year Ended September 30, 2018

	<u>Balance</u> <u>10/1/17</u>	<u>Inmate Trust - Sheriff</u>		<u>Balance</u> <u>9/30/18</u>
		<u>Additions</u>	<u>Deletions</u>	
<u>Assets</u>				
Cash	\$ 298,336	\$ 1,441,639	\$ 1,439,793	\$ 300,182
Pooled Cash and Investments	-	-	-	-
Due from Other Governments	-	-	-	-
Total Assets	\$ 298,336	\$ 1,441,639	\$ 1,439,793	\$ 300,182
<u>Liabilities</u>				
Accounts Payable	\$ -	\$ -	\$ -	\$ -
Due to Other Governments	-	-	-	-
Deposits	298,336	1,441,639	1,439,793	300,182
Taxes Collected in Advance	-	-	-	-
Cash Bonds Payable	-	-	-	-
Total Liabilities	\$ 298,336	\$ 1,441,639	\$ 1,439,793	\$ 300,182

Balance 10/1/17	Suspense - Sheriff		Balance 9/30/18
	Additions	Deletions	
\$ -	\$ -	\$ -	\$ -
65,458	22,432	30,464	57,426
-	29,129	-	29,129
\$ 65,458	\$ 51,561	\$ 30,464	\$ 86,555

\$ -	\$ -	\$ -	\$ -
-	-	-	-
65,458	22,432	1,335	86,555
-	-	-	-
-	-	-	-
\$ 65,458	\$ 22,432	\$ 1,335	\$ 86,555

(Continued)

LAKE COUNTY, FLORIDA
COMBINING STATEMENT OF CHANGES IN ASSETS AND LIABILITIES
ALL AGENCY FUNDS
For the Year Ended September 30, 2018

	Balance 10/1/17	Totals - All Agency Funds		Balance 9/30/18
		Additions	Deletions	
<u>Assets</u>				
Cash	\$ 4,885,792	\$ 429,737,879	\$ 429,693,087	\$ 4,930,584
Pooled Cash and Investments	16,500,719	95,168,734	96,371,619	15,297,834
Due from Other Governments	2,554,776	592,028	3,117,009	29,795
Total Assets	\$ 23,941,287	\$ 525,498,641	\$ 529,181,715	\$ 20,258,213
<u>Liabilities</u>				
Accounts Payable	\$ 23,738	\$ 96,201,063	\$ 96,206,780	\$ 18,021
Due to Other Governments	13,425,984	490,927,419	495,512,394	8,841,009
Deposits	7,579,526	27,548,004	26,902,037	8,225,493
Taxes Collected in Advance	2,744,198	3,276,870	3,028,119	2,992,949
Cash Bonds Payable	167,841	427,166	414,266	180,741
Total Liabilities	\$ 23,941,287	\$ 618,380,522	\$ 622,063,596	\$ 20,258,213

FINANCIAL DATA SCHEDULES – HUD SECTION 8

The Department of Housing and Urban Development provides funding for Section 8 – housing assistance. The following financial data schedules include HUD-required Balance Sheet and Revenues and Expenditures Data in their required format for grant compliance. These schedules include HAP Portability-In amounts of \$766,620 in revenues and expenditures for Housing Choice Vouchers that are not included in the financial statements of the County’s Section 8 nonmajor special revenue fund.

LAKE COUNTY, FLORIDA
FINANCIAL DATA SCHEDULE - BALANCE SHEET
HUD - SECTION 8
For the Year Ended September 30, 2018

Line Item #	Account Description	Housing Choice Vouchers 14.871	Shelter Plus Care 14.238	Total
111.0	Cash - Unrestricted	\$ 357,459	\$ -	\$ 357,459
113.0	Cash - Other Restricted	-	-	-
115.0	Cash - Restricted for Payment of Current Liabilities	11,700	-	11,700
100.0	Total Cash	<u>369,159</u>	<u>-</u>	<u>369,159</u>
124.0	Accounts Receivable - Other Government	41,269	-	41,269
125.0	Accounts Receivable - Miscellaneous	-	-	-
120.0	Total Accounts Receivables, Net of Allowances for Doubtful Accounts	<u>41,269</u>	<u>-</u>	<u>41,269</u>
150.0	Total Current Assets	<u>410,428</u>	<u>-</u>	<u>410,428</u>
290.0	Total Assets and Deferred Outflow of Resources	<u>\$ 410,428</u>	<u>\$ -</u>	<u>\$ 410,428</u>
312.0	Accounts Payable <=90 Days	\$ 3,574	\$ -	\$ 3,574
321.0	Accrued Wage/Payroll Taxes Payable	8,125	-	8,125
345.0	Other Current Liabilities	-	-	-
310.0	Total Current Liabilities	<u>11,699</u>	<u>-</u>	<u>11,699</u>
300.0	Total Liabilities	<u>11,699</u>	<u>-</u>	<u>11,699</u>
509.3	Restricted Fund Balance	-	-	-
511.3	Assigned Fund Balance	398,729	-	398,729
513.0	Total Equity - Net Assets/Position	<u>398,729</u>	<u>-</u>	<u>398,729</u>
600.0	Total Liabilities, Deferred Inflows of Resources and Equity	<u>\$ 410,428</u>	<u>\$ -</u>	<u>\$ 410,428</u>

(Continued)

LAKE COUNTY, FLORIDA
FINANCIAL DATA SCHEDULE - REVENUES AND EXPENDITURES
HUD - SECTION 8
For the Year Ended September 30, 2018

Line Item #	Account Description	Housing Choice Vouchers 14.871	Shelter Plus Care 14.238	Total
70600	HUD PHA Operating Grants	\$ 4,757,424 *	\$ 63,580	\$ 4,821,004
71100	Investment Income - Unrestricted	3,077	-	3,077
72000	Investment Income - Restricted	-	-	-
70000	Total Revenue	<u>4,760,501</u>	<u>63,580</u>	<u>4,824,081</u>
91100	Administrative Salaries	193,161	-	193,161
91500	Employee Benefit Contributions - Administrative	80,084	-	80,084
91600	Office Expenses	34,525	5,621	40,146
91800	Travel	790	60	850
91900	Other	51,847	182	52,029
91000	Total Operating - Administrative	<u>360,407</u>	<u>5,863</u>	<u>366,270</u>
93400	Fuel	1,537	117	1,654
93000	Total Utilities	<u>1,537</u>	<u>117</u>	<u>1,654</u>
94200	Ordinary Maintenance and Operations - Materials and Other	13,443	1,023	14,466
94000	Total Maintenance	<u>13,443</u>	<u>1,023</u>	<u>14,466</u>
96110	Property Insurance	3,331	254	3,585
96130	Workers Compensation	456	-	456
96100	Total Insurance Premiums	<u>3,787</u>	<u>254</u>	<u>4,041</u>
96200	Other General Expenses	-	-	-
96000	Total Other General Expenses	<u>-</u>	<u>-</u>	<u>-</u>
96900	Total Operating Expenses	<u>379,174</u>	<u>7,257</u>	<u>386,431</u>
97000	Excess of Operating Revenue Over Operating Expenses	4,381,327	56,323	4,437,650
97300	Housing Assistance Payments	3,620,033	56,323	3,676,356
97350	HAP Portability-In	766,620 *	-	766,620
90000	Total Expense	<u>4,765,827</u>	<u>63,580</u>	<u>4,829,407</u>
10000	Excess of Total Revenue Over Total Expenses	(5,326)	-	(5,326)
11030	Beginning Equity	404,055	-	404,055
	Total Equity/Net Assets	<u>\$ 398,729</u>	<u>\$ -</u>	<u>\$ 398,729</u>
11170	Administrative Fee Equity	\$ 398,729	\$ -	\$ 398,729
11180	Housing Assistance Payments Equity	-	-	-
	Total Equity/Net Assets	<u>\$ 398,729</u>	<u>\$ -</u>	<u>\$ 398,729</u>
11190	Unit Months Available	5,820	120	5,940
11210	Number of Unit Months Leased	5,878	84	5,962

* This schedule includes HAP Portability-in amounts of \$766,620 in revenues and expenditures for Housing Choice Vouchers that are not included in the financial statements of the County's Section 8 nonmajor special revenue fund.

This page intentionally left blank.

**LAKE COUNTY, FLORIDA
OVERVIEW OF STATISTICAL SECTION CONTENTS**

Financial Trends Information

These schedules show trend information to help the reader understand how the County's financial performance and financial condition have changed over time.

Revenue Capacity Information

These schedules provide information to help the reader assess the County's most significant local revenue source-property taxes.

Debt Capacity Information

These schedules provide information to help the reader assess the County's current debt load and its ability to issue additional debt in the future.

Demographic and Economic Information

These schedules offer demographic and economic indicators to help the reader understand the environment within which the County operates.

Operating Information

These schedules provide service and infrastructure data related to County services and activities in order to help the reader better understand the information presented in the financial statements.

LAKE COUNTY, FLORIDA
NET POSITION BY COMPONENT
LAST TEN FISCAL YEARS
(accrual basis of accounting - amounts in thousands)

	<u>2018</u>	<u>2017</u>	<u>2016</u>	<u>2015</u>
Governmental Activities				
Net investment in capital assets	\$ 380,161	\$ 387,230	\$ 385,854	\$ 378,597
Restricted	62,777	40,853	39,000	38,540
Unrestricted	(139,255)	(97,712)	(82,528)	(58,995)
Total Governmental Activities Net Position	<u>\$ 303,683</u>	<u>\$ 330,371</u>	<u>\$ 342,326</u>	<u>\$ 358,142</u>
Business-Type Activities				
Net investment in capital assets	\$ 10,771	\$ 11,054	\$ 11,405	\$ 11,809
Restricted	-	-	-	-
Unrestricted	(6,421)	(6,112)	(6,153)	(3,371)
Total Business-Type Activities Net Position	<u>\$ 4,350</u>	<u>\$ 4,942</u>	<u>\$ 5,252</u>	<u>\$ 8,438</u>
Primary Government				
Net investment in capital assets	390,932	398,284	397,259	390,406
Restricted	62,777	40,853	39,000	38,540
Unrestricted	(145,676)	(103,824)	(88,681)	(62,366)
Total Primary Government Net Position	<u>\$ 308,033</u>	<u>\$ 335,313</u>	<u>\$ 347,578</u>	<u>\$ 366,580</u>

SOURCE: Lake County Finance

2014	2013	2012	2011	2010	2009
\$ 378,600	\$ 381,585	\$ 390,755	\$ 384,298	\$ 371,850	\$ 349,166
39,686	46,806	53,113	49,277	59,675	64,621
22,760	31,802	41,907	57,710	70,335	74,993
\$ 441,046	\$ 460,193	\$ 485,775	\$ 491,285	\$ 501,860	\$ 488,780
\$ 12,232	\$ 12,602	\$ 12,552	\$ 12,584	\$ 12,436	\$ 12,305
-	-	-	-	-	-
867	(2,060)	268	849	(404)	1,582
\$ 13,099	\$ 10,542	\$ 12,820	\$ 13,433	\$ 12,032	\$ 13,887
\$ 390,832	\$ 394,187	\$ 403,307	\$ 396,882	\$ 384,286	\$ 361,471
39,686	46,806	53,113	49,277	59,675	64,621
23,627	29,742	42,175	58,559	69,931	76,575
\$ 454,145	\$ 470,735	\$ 498,595	\$ 504,718	\$ 513,892	\$ 502,667

**LAKE COUNTY, FLORIDA
CHANGES IN NET POSITION
LAST TEN FISCAL YEARS**

(accrual basis of accounting - amounts in thousands)

	<u>2018</u>	<u>2017</u>	<u>2016</u>	<u>2015</u>
Expenses				
Governmental Activities:				
General Government	\$ 44,322	\$ 40,081	\$ 41,256	\$ 36,176
Public Safety	146,942	139,131	134,145	120,000
Physical Environment	2,531	2,435	4,053	2,904
Transportation	41,651	35,698	33,661	33,710
Economic Environment	9,782	8,403	7,494	9,097
Human Services	10,181	9,946	9,184	8,746
Culture and Recreation	12,571	11,317	11,329	11,543
Court-Related	11,768	11,376	10,157	9,881
Interest on Long-Term Debt	3,468	3,439	3,095	5,403
Total Governmental Activities	283,216	261,826	254,374	237,460
Business-Type Activities:				
Landfill	16,040	15,337	17,436	15,977
Total Primary Government Expenses	299,256	277,163	271,810	253,437
Program Revenues				
Governmental Activities:				
Charges for services				
General Government	10,000	9,441	9,127	7,403
Public Safety	41,984	40,902	40,508	39,705
Court-Related	7,719	6,937	6,872	8,815
Other	3,749	3,284	3,220	3,649
Operating grants and contributions	26,856	24,989	23,384	25,505
Capital grants and contributions	13,729	10,790	7,056	11,529
Total Governmental Activities	104,037	96,343	90,167	96,606
Business-Type Activities:				
Landfill				
Charges for services	13,087	12,695	12,655	13,042
Operating grants and contributions	7	-	-	20
Total Business-Type Activities	13,094	12,695	12,655	13,062
Total Government Program Revenues	117,131	109,038	102,822	109,668
Net (Expense)/Revenue				
Governmental activities	(179,179)	(165,483)	(164,207)	(140,854)
Business-type activities	(2,946)	(2,642)	(4,781)	(2,915)
Total Primary Government Net Expense	\$ (182,125)	\$ (168,125)	\$ (168,988)	\$ (143,769)

Source: Lake County Finance

	<u>2014</u>	<u>2013</u>	<u>2012</u>	<u>2011</u>	<u>2010</u>	<u>2009</u>
\$	34,385	\$ 32,294	\$ 33,505	\$ 34,833	\$ 37,972	\$ 42,640
	116,395	116,043	118,604	107,143	104,650	117,323
	2,247	2,427	3,485	3,203	5,446	4,790
	39,248	37,581	31,771	29,432	24,046	24,922
	8,411	9,031	8,338	7,934	9,657	12,184
	10,359	9,937	9,438	10,063	8,637	9,179
	10,980	9,515	9,756	9,386	9,892	9,372
	10,272	10,229	9,232	9,335	9,552	10,906
	5,249	6,782	5,763	6,092	6,084	6,203
	<u>237,546</u>	<u>233,839</u>	<u>229,892</u>	<u>217,421</u>	<u>215,936</u>	<u>237,519</u>
	15,558	20,181	20,456	19,354	20,513	21,969
	<u>253,104</u>	<u>254,020</u>	<u>250,348</u>	<u>236,775</u>	<u>236,449</u>	<u>259,488</u>
	8,019	7,667	7,332	7,114	7,474	7,612
	38,319	35,852	35,150	25,101	24,989	24,967
	7,870	4,177	1,950	1,895	1,838	7,274
	4,062	3,723	3,736	3,801	3,772	3,494
	21,633	29,480	32,612	25,074	27,048	23,166
	9,720	4,049	17,711	11,052	12,887	10,240
	<u>89,623</u>	<u>84,948</u>	<u>98,491</u>	<u>74,037</u>	<u>78,008</u>	<u>76,753</u>
	16,007	16,264	16,574	16,611	16,523	15,556
	-	-	-	-	-	-
	<u>16,007</u>	<u>16,264</u>	<u>16,574</u>	<u>16,611</u>	<u>16,523</u>	<u>15,556</u>
	<u>105,630</u>	<u>101,212</u>	<u>115,065</u>	<u>90,648</u>	<u>94,531</u>	<u>92,309</u>
	(147,923)	(148,891)	(131,401)	(143,384)	(137,928)	(160,766)
	449	(3,917)	(3,882)	(2,743)	(3,990)	(6,413)
\$	<u>(147,474)</u>	<u>(152,808)</u>	<u>(135,283)</u>	<u>(146,127)</u>	<u>(141,918)</u>	<u>(167,179)</u>

(Continued)

**LAKE COUNTY, FLORIDA
CHANGES IN NET POSITION
LAST TEN FISCAL YEARS**

(accrual basis of accounting - amounts in thousands)

	<u>2018</u>	<u>2017</u>	<u>2016</u>	<u>2015</u>
General Revenues				
Governmental Activities:				
Taxes				
Property Taxes	\$ 112,723	\$ 103,740	\$ 101,220	\$ 97,719
Sales Taxes	16,165	15,053	14,234	13,600
Gas Taxes	7,727	7,628	7,432	7,041
Communication Services Tax	1,454	1,773	1,691	1,784
Other	3,447	3,080	2,710	2,537
Intergovernmental Revenues, unrestricted	24,233	23,001	21,816	20,565
Investment Income	1,094	533	388	594
Miscellaneous	837	833	255	3,037
Transfers	(2,213)	(2,113)	(1,354)	1,072
Total Governmental Activities	<u>165,467</u>	<u>153,528</u>	<u>148,392</u>	<u>147,949</u>
Business-Type Activities:				
Investment Income	62	34	27	35
Miscellaneous	79	185	214	126
Transfers	2,213	2,113	1,354	(1,072)
Total Business-Type Activities	<u>2,354</u>	<u>2,332</u>	<u>1,595</u>	<u>(911)</u>
Total Primary Government General Revenues	<u>167,821</u>	<u>155,860</u>	<u>149,987</u>	<u>147,038</u>
Change in Net Position				
Governmental Activities	(13,712)	(11,955)	(15,815)	7,095
Business-type Activities	(592)	(310)	(3,186)	(3,826)
Total Primary Government Change in Net Position	<u>\$ (14,304)</u>	<u>\$ (12,265)</u>	<u>\$ (19,001)</u>	<u>\$ 3,269</u>

<u>2014</u>	<u>2013</u>	<u>2012</u>	<u>2011</u>	<u>2010</u>	<u>2009</u>
\$ 82,458	\$ 81,864	\$ 85,904	\$ 93,820	\$ 105,820	\$ 114,701
12,443	11,585	10,833	10,479	9,974	10,012
6,831	6,578	6,622	6,889	6,893	6,737
1,857	1,833	1,846	2,057	2,204	2,650
2,331	2,084	1,935	1,970	1,883	1,830
19,198	17,798	16,580	16,259	15,751	15,708
752	677	1,398	1,992	3,241	5,278
2,192	2,085	3,261	2,146	6,268	1,617
713	(1,194)	(2,491)	(2,803)	(1,027)	(3,720)
128,775	123,310	125,888	132,809	151,007	154,813
20	25	72	80	138	261
2,801	419	706	1,262	970	697
(713)	1,194	2,491	2,803	1,027	3,720
2,108	1,638	3,269	4,145	2,135	4,678
130,883	124,948	129,157	136,954	153,142	159,491
(19,147)	(25,582)	(5,510)	(10,575)	13,079	(5,953)
2,557	(2,278)	(613)	1,402	(1,855)	(1,735)
\$ (16,590)	\$ (27,860)	\$ (6,123)	\$ (9,173)	\$ 11,224	\$ (7,688)

**LAKE COUNTY, FLORIDA
FUND BALANCES - GOVERNMENTAL FUNDS
LAST TEN FISCAL YEARS**

(modified accrual basis of accounting - amounts in thousands)

General Fund	2018	2017	2016	2015
Reserved	\$ -	\$ -	\$ -	\$ -
Unreserved	-	-	-	-
Nonspendable	190	147	189	202
Assigned	710	4,290	7,020	6,250
Unassigned	6,909	11,097	11,173	13,040
Total General Fund	\$ 7,809	\$ 15,534	\$ 18,382	\$ 19,492
All Other Governmental Funds				
Reserved	\$ -	\$ -	\$ -	\$ -
Unreserved, reported in:				
Special revenue funds	-	-	-	-
Capital projects funds	-	-	-	-
Debt service funds	-	-	-	-
Restricted	81,384	51,864	51,852	56,441
Committed	4,585	2,798	4,319	6,443
Assigned	410	437	420	494
Unassigned	-	-	-	-
Total All Other Governmental Funds	\$ 86,379	\$ 55,099	\$ 56,591	\$ 63,378

Note: Gasb Statement No. 54, Fund Balance Reporting and Governmental Fund Type Definitions, was implemented in Fiscal Year 2011 resulting in fund balance reclassifications.

SOURCE: Lake County Finance

2014	2013	2012	2011	2010	2009
\$ -	\$ -	\$ -	\$ -	\$ 764	\$ 5,232
-	-	-	-	43,774	39,129
208	413	606	800	-	-
3,600	9,769	17,800	12,000	-	-
12,223	12,720	14,853	26,947	-	-
\$ 16,031	\$ 22,902	\$ 33,259	\$ 39,747	\$ 44,538	\$ 44,361
\$ -	\$ -	\$ -	\$ -	\$ 37,306	\$ 18,502
-	-	-	-	58,914	68,234
-	-	-	-	30,332	51,116
-	-	-	-	5,100	5,687
60,403	69,241	77,027	91,191	-	-
5,653	6,434	8,301	8,484	-	-
596	603	467	644	-	-
-	-	(806)	-	-	-
\$ 66,652	\$ 76,278	\$ 84,989	\$ 100,319	\$ 131,652	\$ 143,539

LAKE COUNTY, FLORIDA
CHANGES IN FUND BALANCES - GOVERNMENTAL FUNDS
LAST TEN FISCAL YEARS

(modified accrual basis of accounting - amounts in thousands)

	<u>2018</u>	<u>2017</u>	<u>2016</u>	<u>2015</u>
Revenues				
Taxes	\$ 141,516	\$ 131,274	\$ 127,287	\$ 122,681
Licenses and Permits	3,929	2,953	3,016	2,976
Intergovernmental	59,134	53,245	46,537	53,538
Charges for Services	38,753	37,764	37,255	36,553
Fines and Forfeitures	2,533	2,506	2,225	2,673
Special Assessments	23,731	22,728	22,751	21,312
Investment Income	964	473	348	547
Miscellaneous	2,473	1,445	1,544	2,930
Total Revenues	273,033	252,388	240,963	243,210
Expenditures				
Current:				
General Government	40,231	36,910	39,275	33,496
Public Safety	136,728	127,774	122,273	116,372
Physical Environment	2,370	2,321	3,816	2,877
Transportation	30,269	26,807	24,672	34,573
Economic Environment	10,149	8,478	7,456	9,051
Human Services	9,900	9,832	9,945	8,616
Culture and Recreation	11,211	9,980	9,977	9,264
Court-Related Expenditures	9,892	9,207	8,168	8,571
Debt Service:				
Principal	5,248	6,204	5,731	4,771
Interest and Fiscal Charges	3,239	3,456	3,119	5,091
Issuance Costs	51	-	-	508
Advance Refunding Escrow	-	-	-	-
Capital Outlay	8,359	13,990	14,301	11,206
Total Expenditures	267,647	254,959	248,733	244,396
Excess of Revenues Over (Under)				
Expenditures	5,386	(2,571)	(7,770)	(1,186)
Other Financing Sources (Uses)				
Bonds Issued/Additions to Long Term Debt	19,980	-	909	-
Bond Premium	-	-	-	-
Transfers In	33,650	30,863	27,376	30,478
Transfers Out	(35,499)	(32,624)	(28,384)	(29,083)
Refunding Bonds Issued	-	-	-	96,935
Premium on Refunding Bonds Issued	-	-	-	1,709
Payment to Refunded Bond Escrow Agent	-	-	-	(98,682)
Total Other Financing Sources (Uses)	18,131	(1,761)	(99)	1,357
Net Change in Fund Balances	23,517	(4,332)	(7,869)	171
Fund Balances at Beginning of Year	70,633	74,973	82,870	82,683
Inventory Reserve Increase (Decrease)	38	(8)	(28)	16
Fund Balances at End of Year	\$ 94,188	\$ 70,633	\$ 74,973	\$ 82,870
Debt Service as a Percentage of Non-capital Expenditures	3.40%	4.21%	3.98%	4.87%

SOURCE: Lake County Finance

2014	2013	2012	2011	2010	2009
\$ 105,921	\$ 103,944	\$ 107,140	\$ 115,214	\$ 126,774	\$ 135,930
2,733	2,286	1,787	2,381	1,695	1,926
47,779	50,768	56,154	50,739	54,064	45,154
34,817	29,919	28,019	16,962	16,810	20,661
3,128	1,996	1,166	1,416	1,491	2,927
20,047	17,690	21,838	18,047	19,410	21,333
285	421	1,093	1,651	2,799	4,677
1,957	2,023	3,342	2,224	1,653	1,802
216,667	209,047	220,539	208,634	224,696	234,410
32,171	30,100	30,406	31,403	34,429	36,147
108,674	108,909	109,064	101,815	102,320	106,793
2,138	2,365	3,243	3,059	5,401	4,885
33,296	25,775	25,473	34,246	35,206	37,346
8,349	8,996	8,530	8,132	10,092	12,134
9,978	9,545	10,196	9,693	8,307	8,698
9,160	8,806	8,284	8,471	8,904	9,138
8,581	9,563	8,376	8,285	8,358	9,268
4,615	4,433	4,248	4,069	3,935	3,268
5,249	5,435	5,699	5,807	6,015	6,134
-	-	-	39	-	-
-	-	-	46	-	-
11,938	13,283	28,431	27,238	12,133	33,357
234,149	227,210	241,950	242,303	235,100	267,168
(17,482)	(18,163)	(21,411)	(33,669)	(10,404)	(32,758)
-	-	-	-	-	-
-	-	-	-	-	-
28,261	28,538	31,643	31,241	22,371	21,493
(27,243)	(29,440)	(32,046)	(33,765)	(23,668)	(25,766)
-	-	-	3,635	-	-
-	-	-	-	-	-
-	-	-	(3,592)	-	-
1,018	(902)	(403)	(2,481)	(1,297)	(4,273)
(16,464)	(19,065)	(21,814)	(36,150)	(11,701)	(37,031)
99,180	118,248	140,066	176,190	187,900	224,936
(33)	(3)	(4)	26	(9)	(5)
\$ 82,683	\$ 99,180	\$ 118,248	\$ 140,066	\$ 176,190	\$ 187,900
4.73%	4.77%	4.91%	5.17%	5.29%	4.42%

**LAKE COUNTY, FLORIDA
 ASSESSED AND ESTIMATED ACTUAL VALUE OF TAXABLE PROPERTY
 LAST TEN FISCAL YEARS**

(amounts in millions)

FISCAL YEAR	REAL PROPERTY		PERSONAL PROPERTY	
	ASSESSED TAXABLE VALUE	ESTIMATED ACTUAL VALUE	ASSESSED TAXABLE VALUE	ESTIMATED ACTUAL VALUE
2009	\$ 19,659	\$ 27,929	\$ 1,298	\$ 1,803
2010	17,749	24,976	1,352	1,881
2011	15,719	22,162	1,299	1,821
2012	14,329	20,286	1,301	1,819
2013	13,436	19,108	1,272	1,790
2014	13,544	19,331	1,260	1,775
2015	14,227	20,530	1,234	1,752
2016	15,024	21,922	1,242	1,778
2017	15,985	23,434	1,233	1,766
2018	17,427	25,621	1,313	1,852

NOTE: The assessed value is one year behind the fiscal year. For example, the assessed value at January 1, 2017 is for the fiscal year ended September 30, 2018.

SOURCE: Lake County Property Appraiser

CENTRALLY ASSESSED PROPERTY		TOTAL		TOTAL DIRECT TAX RATE	PERCENTAGE OF ASSESSED VALUE TO ESTIMATED ACTUAL VALUE
ASSESSED TAXABLE VALUE	ESTIMATED ACTUAL VALUE	ASSESSED TAXABLE VALUE	ESTIMATED ACTUAL VALUE		
\$ 4	\$ 5	\$ 20,961	\$ 29,737	5.5818	70.49 %
4	5	19,105	26,862	5.5818	71.12
4	5	17,022	23,988	5.6616	70.96
2	3	15,632	22,108	5.6616	70.71
2	2	14,710	20,900	5.7415	70.38
2	3	14,807	21,109	5.7415	70.15
2	3	15,463	22,285	6.5117	69.39
3	4	16,269	23,704	6.4312	68.63
3	5	17,221	25,204	6.2365	68.33
4	5	18,744	27,478	6.2365	68.21

LAKE COUNTY, FLORIDA
PROPERTY TAX RATES - DIRECT AND OVERLAPPING GOVERNMENTS
LAST TEN FISCAL YEARS

(per \$1,000 of assessed value)

	<u>2018</u>	<u>2017</u>	<u>2016</u>	<u>2015</u>
Direct Rates				
Board of County Commissioners				
General Revenue Fund	5.1180	5.1180	5.3051	5.3856
Stormwater Municipal Services Taxing Unit	0.4957	0.4957	0.4957	0.4957
Voted Debt Service	0.1524	0.1524	0.1600	0.1600
Fire Municipal Services Taxing Unit	0.4704	0.4704	0.4704	0.4704
Total Direct Rate	<u>6.2365</u>	<u>6.2365</u>	<u>6.4312</u>	<u>6.5117</u>
Overlapping Rates				
Board of Public Instruction	6.6030	6.8750	7.1970	7.2460
Lake County Water Authority (Independent Special District)	0.2554	0.2554	0.2554	0.2554
Total Overlapping Rates	<u>6.8584</u>	<u>7.1304</u>	<u>7.4524</u>	<u>7.5014</u>
Total County Wide	<u>13.0949</u>	<u>13.3669</u>	<u>13.8836</u>	<u>14.0131</u>
Special Districts				
Dependent Districts				
Lake County Ambulance District	0.4629	0.4629	0.4629	0.4629
Independent Districts				
South Lake County Hospital District	0.6898	0.7332	0.7633	0.7633
Southwest Florida Water Management	0.3131	0.3317	0.3488	0.3658
St. Johns River Water Management	0.2724	0.2885	0.3023	0.3164
North Lake County Hospital District	1.0000	1.0000	1.0000	1.0000
Cities				
Astatula	7.5000	7.5000	7.5000	7.5000
Clermont	4.2061	4.2061	4.2061	3.7290
Eustis	7.5810	7.5810	7.5810	7.5810
Fruitland Park	3.9863	3.9863	4.7371	4.7371
Groveland	5.2000	5.6000	5.9900	5.9900
Howey-in-the-Hills	9.2750	9.2750	9.5177	9.5177
Lady Lake	3.3962	3.3962	3.5510	3.7500
Leesburg	4.2678	4.2678	4.2678	4.3179
Mascotte	7.9316	8.3289	8.8138	9.3000
Minneola	6.2795	6.1483	6.2069	6.2500
Montverde	2.8300	2.8300	2.8300	2.8300
Mount Dora	6.3000	5.9970	5.9970	5.9970
Tavares	7.0000	7.1000	6.6166	6.7283
Tavares Voted Debt Service	0.3397	0.3680	0.4068	0.4286
Umatilla	7.1089	7.1089	7.2980	7.2980

SOURCE: Lake County Property Appraiser

<u>2014</u>	<u>2013</u>	<u>2012</u>	<u>2011</u>	<u>2010</u>	<u>2009</u>
4.7309	4.7309	4.7309	4.7309	4.6511	4.6511
0.4984	0.4984	0.4984	0.4984	0.4984	0.4984
0.1900	0.1900	0.1101	0.1101	0.1101	0.1101
0.3222	0.3222	0.3222	0.3222	0.3222	0.3222
5.7415	5.7415	5.6616	5.6616	5.5818	5.5818
7.1700	7.3200	7.3940	7.5230	7.5320	7.5170
0.2554	0.2554	0.2405	0.2405	0.2130	0.2130
7.4254	7.5754	7.6345	7.7635	7.7450	7.7300
13.1669	13.3169	13.2961	13.4251	13.3268	13.3118
0.3853	0.3853	0.3853	0.3853	0.4651	0.4651
0.7900	0.8000	0.8000	0.8666	0.8666	0.8666
0.3818	0.3928	0.3928	0.3770	0.3866	0.3866
0.3283	0.3313	0.3313	0.4158	0.4158	0.4158
1.0000	1.0000	1.0000	1.0000	1.0000	1.0000
6.2500	6.2500	6.5000	4.8500	4.5000	4.5000
3.7290	3.1420	3.1420	3.1420	3.1420	3.1420
7.5810	6.7158	6.2432	5.6849	5.1266	4.7083
4.7371	4.6442	4.3284	4.3600	4.3600	4.3600
5.4700	5.6000	5.6000	5.1800	5.1800	4.8205
9.6147	8.6965	8.0000	7.0000	6.8317	5.9900
3.2808	3.2808	3.2808	3.2080	3.2808	3.0870
4.3179	4.3179	4.3179	4.3179	4.3179	4.3179
9.6147	9.6147	9.6147	7.9800	6.8009	5.9990
6.3676	6.3000	6.5716	5.4826	4.4990	4.4990
2.8300	2.8300	2.8300	2.8300	2.8300	2.8300
5.6667	5.6667	5.3891	5.0190	5.0190	5.0190
6.4531	5.9850	6.8900	6.9500	6.2500	6.2500
0.4533	0.4612	-	-	-	-
8.2480	8.2480	7.6419	6.8795	6.5000	6.5000

**LAKE COUNTY, FLORIDA
PRINCIPAL PROPERTY TAXPAYERS
CURRENT YEAR AND NINE YEARS AGO**

TAXPAYER	2018			2009		
	TAXABLE ASSESSED VALUE	RANK	PERCENT OF TOTAL ASSESSED VALUE	TAXABLE ASSESSED VALUE	RANK	PERCENT OF TOTAL ASSESSED VALUE
Duke Energy Florida, LLC	\$ 231,384,022	1	1.23 %	\$ 142,683,331	2	0.68 %
Summer Bay Partnership	203,660,672	2	1.09	223,481,347	1	1.07
Sumter Electric Co-op, Inc.	157,430,571	3	0.84	114,347,848	4	0.55
DCS Real Estate Investments, LLC	99,503,249	4	0.53	-	-	-
Villages Operating Company	65,823,163	5	0.35	39,966,345	6	0.19
Sabal Trail Transmission LLC	64,070,467	6	0.34	-	-	-
Vista at Lost Lake TIC I LLC ET AL	59,342,691	7	0.32	-	-	-
Embarq-Florida, Inc.	57,292,860	8	0.31	137,162,502	3	0.65
BR Citrus Tower LLC	43,142,274	9	0.23	-	-	-
South Lake Hospital, Inc.	40,139,191	10	0.21	-	-	-
Lowes Home Center, Inc.	-	-	-	43,003,967	5	0.21
Wal-Mart Stores, Inc.	-	-	-	34,397,744	7	0.16
John P. Adams & Ann D. Adams Family, LP	-	-	-	32,620,691	8	0.16
Covanta Lake II Inc.	-	-	-	32,171,984	9	0.15
Cutrale Citrus Juices USA	-	-	-	31,269,142	10	0.15
	\$ 1,021,789,160		5.45 %	\$ 831,104,901		3.97 %

SOURCE: Lake County Property Appraiser (includes both real and tangible personal property)

**LAKE COUNTY, FLORIDA
PROPERTY TAX LEVIES AND COLLECTIONS
LAST TEN FISCAL YEARS**

FISCAL YEAR	TOTAL TAX LEVY	CURRENT TAX COLLECTED	PERCENT OF LEVY COLLECTED	DELINQUENT TAX COLLECTED	TOTAL TAX COLLECTED	PERCENT OF TOTAL COLLECTED TO LEVY
2009	\$ 118,894,103	\$ 106,296,815	89.4	% \$ 8,404,678	\$ 114,701,493	96.5 % (1)
2010	108,306,725	98,484,493	90.9	7,335,985	105,820,478	97.7 (1)
2011	96,542,877	88,728,086	91.9	5,091,428	93,819,514	97.2 (1)
2012	88,657,064	82,232,152	92.8	3,671,740	85,903,892	96.9 (1)
2013	84,537,190	78,713,031	93.1	3,151,025	81,864,057	96.8 (1)
2014	85,046,003	79,639,509	93.6	2,818,062	82,457,571	97.0 (1)
2015	100,846,998	94,918,759	94.1	2,800,212	97,718,971	96.9 (1)
2016	104,648,986	98,449,119	94.1	2,770,942	101,220,063	96.7 (1)
2017	107,245,498	101,083,202	94.3	2,656,989	103,740,192	96.7 (1)
2018	116,506,444	110,107,767	94.5	2,615,321	112,723,087	96.8 (1)

(1) These figures include property tax levies of the general County, Lake County Ambulance MSTU, Lake County Stormwater Management, Parks and Roads MSTU and Lake County Voted Debt Service.

Note: Property taxes become due and payable on November 1st of each year. A four (4) percent discount is allowed in the taxes are paid in November, with the discount declining by one (1) percent each month thereafter. Accordingly, taxes collected will never be 100 percent of the tax levy. Taxes become delinquent on April 1st of each year. Tax certificates for the full amount of any unpaid real property taxes and assessments must be sold not later than June 1st of each year.

SOURCE: Lake County Property Appraiser

LAKE COUNTY, FLORIDA
RATIOS OF OUTSTANDING DEBT BY TYPE
LAST TEN FISCAL YEARS

	<u>2018</u>	<u>2017</u>	<u>2016</u>	<u>2015</u>
<u>Governmental Activities</u>				
Pari-Mutuel Revenues Replacement Bonds (1)	\$ 2,480,000	\$ 2,650,000	\$ 2,810,000	\$ 2,970,000
Limited General Obligation Bonds, Series 2007 (2,3)	-	-	1,752,733	3,440,458
Limited General Obligation Refunding Bonds, Series 2015	18,330,000	20,400,000	20,695,000	20,950,000
Notes Payable	722,431	1,050,087	2,529,401	2,990,918
Capital Improvement Revenue Bonds, Series 2007 (2,3)	-	-	2,242,997	4,400,994
Capital Improvement Revenue Refunding Bonds, Series 2015A	22,650,000	25,205,000	25,550,000	25,845,000
Capital Improvement Revenue Refunding Bonds, Series 2015B (2)	51,357,314	51,560,571	51,763,828	51,848,606
Infrastructure Sales Surtax Revenue Bond, Series 2018	19,980,000	-	-	-
Total Government Activities	115,519,745	100,865,658	107,343,959	112,445,976
<u>Business-Type Activities</u>				
Solid Waste Line of Credit Note Payable	-	-	-	-
Total Primary Government	\$ 115,519,745	\$ 100,865,658	\$ 107,343,959	\$ 112,445,976
Percentage of Personal Income	*	0.72%	0.84%	0.92%
Per Capita	*	\$ 292	\$ 320	\$ 345

* Statistics not yet published.

(1) The previously outstanding Sales Tax Revenue Bonds (Pari-Mutuel Revenues Replacement Program), Series 2000 were refunded in Fiscal Year 2011. For additional information regarding the refunding, see Note 6 to the financial statements for that year.

(2) Presented net of premiums.

(3) The Limited General Obligation Bonds Series 2007 and Capital Improvement Revenue Bonds, Series 2007, were partially refunded in Fiscal Year 2015. For additional information regarding the refunds, see Note 6 to the financial statements for that year.

SOURCE: Lake County Finance

2014	2013	2012	2011	2010	2009
\$ 3,125,000	\$ 3,275,000	\$ 3,415,000	\$ 3,545,000	\$ 3,545,000	\$ 3,645,000
24,998,958	26,551,687	28,044,416	29,482,145	30,869,874	32,207,603
-	-	-	-	-	-
3,411,790	4,516,584	5,584,132	6,607,069	7,600,779	8,566,094
80,576,275	82,579,270	84,507,268	86,360,265	88,153,262	89,881,260
-	-	-	-	-	-
-	-	-	-	-	-
-	-	-	-	-	-
112,112,023	116,922,541	121,550,816	125,994,479	130,168,915	134,299,957
-	-	1,000,000	2,000,000	3,000,000	4,000,000
\$ 112,112,023	\$ 116,922,541	\$ 122,550,816	\$ 127,994,479	\$ 133,168,915	\$ 138,299,957
0.99%	1.09%	1.17%	1.26%	1.37%	1.44%
\$ 355	\$ 380	\$ 404	\$ 425	\$ 454	\$ 474

**LAKE COUNTY, FLORIDA
RATIOS OF GENERAL BONDED DEBT OUTSTANDING
LAST TEN FISCAL YEARS**

FISCAL YEAR	LIMITED GENERAL OBLIGATION BONDS	ACCUMULATED RESOURCES FOR PRINCIPAL REPAYMENT	NET LIMITED AD VALOREM BONDS	RATIO OF DEBT TO ASSESSED TAXABLE VALUE	DEBT PER CAPITA
2009	\$ 32,207,603 (1)	\$ 3,545,909	\$ 28,661,694	0.13 %	\$ 98
2010	30,869,874 (1)	2,927,443	27,942,431	0.14	95
2011	29,482,145 (1)	2,046,184	27,435,961	0.16	91
2012	28,044,416 (1)	1,003,037	27,041,379	0.17	89
2013	26,551,687 (1)	982,361	25,569,326	0.17	83
2014	24,998,958 (1)	954,441	24,044,517	0.16	76
2015	24,390,458 (2)	531,497	23,858,961	0.15	73
2016	22,447,733 (2)	547,595	21,900,138	0.13	65
2017	20,400,000 (3)	502,598	19,897,402	0.11	58
2018	18,330,000 (3)	694,159	17,635,841	0.09	*

* Statistics not yet published

(1) Includes Limited General Obligation Bonds, Series 2007, net of premium.

(2) The Limited General Obligation Bonds, Series 2007 were partially refunded in Fiscal Year 2015 with the proceeds of the Limited General Obligation Refunding Bonds, Series 2015A. This amount includes both the remaining 2007 bonds and the 2015A bonds, net of premium. For additional information regarding the refunding, see Note 6 to the financial statements for that year.

(3) Includes Limited General Obligation Refunding Bonds, Series 2015, net of premium.

SOURCE: Lake County Finance
Lake County Property Appraiser
Bureau of Economic Analysis

**LAKE COUNTY, FLORIDA
REVENUE BOND COVERAGE
LAST TEN FISCAL YEARS**

**SALES TAX REFUNDING REVENUE BOND
PARI-MUTUEL REVENUES REPLACEMENT PROGRAM, SERIES 2011 (1)**

FISCAL YEAR	NET REVENUE AVAILABLE	PRINCIPAL	INTEREST	TOTAL DEBT SERVICE	COVERAGE
2009	\$ 303,275	\$ 95,000	\$ 199,372	\$ 294,372	103 %
2010	301,223	100,000	194,979	294,979	102
2011	299,808	90,000	131,498	221,498	135
2012	299,565	130,000	138,610	268,610	112
2013	298,616	140,000	120,037	260,037	115
2014	298,131	150,000	102,180	252,180	118
2015	298,434	155,000	97,500	252,500	118
2016	298,534	160,000	92,664	252,664	118
2017	299,256	160,000	87,672	247,672	121
2018	301,009	170,000	82,680	252,680	119

SOURCE OF REVENUE: Sales tax revenues received by the County as a replacement of the funds previously distributed under Chapter 550, Florida Statutes, from racetrack and jai alai fronton revenues.

CAPITAL IMPROVEMENT REVENUE BONDS, SERIES 2007, 2015A AND 2015B (2)

FISCAL YEAR	NET REVENUE AVAILABLE	PRINCIPAL	INTEREST	TOTAL DEBT SERVICE	COVERAGE
2009	\$ 10,942,813	\$ 1,015,000 (3)	\$ 4,177,945 (3)	\$ 5,192,945	211 %
2010	10,925,473	1,600,000 (3)	4,137,345 (3)	5,737,345	190
2011	11,217,779	1,665,000 (3)	4,073,345 (3)	5,738,345	195
2012	11,272,996	1,725,000 (3)	4,013,405 (3)	5,738,405	196
2013	12,158,810	1,800,000 (3)	3,940,780 (3)	5,740,780	212
2014	13,197,691	1,875,000 (3)	3,865,600 (3)	5,740,600	230
2015	14,019,466	1,950,000 (4)	3,786,838 (4)	5,736,838	244
2016	15,032,739	2,325,000 (4)	2,413,287 (4)	4,738,287	317
2017	15,770,960	2,585,000 (4)	2,782,059 (4)	5,367,059	294
2018	16,692,950	2,680,000 (5)	2,684,842 (5)	5,364,842	311

(Continued)

SOURCE OF REVENUE: Local Government half-cent sales tax

**LAKE COUNTY, FLORIDA
REVENUE BOND COVERAGE
LAST TEN FISCAL YEARS (Continued)**

INFRASTRUCTURE SALES SURTAX REVENUE BONDS, SERIES 2018 (6)

FISCAL YEAR	NET REVENUE AVAILABLE	PRINCIPAL	INTEREST	TOTAL DEBT SERVICE	COVERAGE
2018	\$ 12,296,866	\$ -	\$ -	\$ -	-

SOURCE OF REVENUE: Infrastructure Sales Surtax, 2nd Renewal

(1) The previously outstanding Sales Tax Revenue Bonds (Pari-Mutuel Revenues Replacement Program), Series 2000 were refunded in Fiscal Year 2011. For additional information regarding the refunding, see Note 6 to the financial statements for that year.

(2) The Capital Improvement Revenue Bonds, Series 2007 were partially refunded in 2015 with proceeds from the Capital Improvement Revenue Refunding Bonds, Series 2015A and 2015B. For additional information regarding the refunding, see Note 6 to the financial statements for that year.

(3) Includes the Capital Improvement Revenue Bonds, Series 2007.

(4) Includes the Capital Improvement Revenue Bonds, Series 2007, and Capital Improvement Refunding Revenue Bonds, Series 2015A and 2015B.

(5) Includes the Capital Improvement Refunding Revenue Bonds, Series 2015A and 2015B.

(6) The County issued the Infrastructure Sales Surtax Revenue Bonds, Series 2018 in Fiscal Year 2018. There were no debt service payments in Fiscal Year 2018. For additional information See Note 6 to the financial statements.

SOURCE: Lake County Finance

LAKE COUNTY, FLORIDA
PRO-FORMA DEBT SERVICE COVERAGE

CAPITAL IMPROVEMENT REFUNDING REVENUE BONDS, SERIES 2015B

FISCAL YEAR	MAXIMUM ANNUAL DEBT SERVICE	HALF-CENT SALES TAX REVENUES	PRO-FORMA DEBT SERVICE COVERAGE
2015	\$ 5,599,638	\$ 14,015,293	250 %
2016	5,599,638	15,028,339	268
2017	5,599,638	15,763,821	282
2018	5,599,638	16,678,411	298

SOURCE: Lake County Finance

**LAKE COUNTY, FLORIDA
DISTRIBUTION PERCENTAGES
CAPITAL IMPROVEMENT REFUNDING REVENUE BONDS - SERIES 2015B**

<u>STATE FISCAL YEAR ENDED JUNE 30</u>	<u>PERCENTAGE OF HALF-CENT SALES TAX DISTRIBUTION TO LAKE COUNTY</u>	<u>PERCENTAGE OF HALF-CENT SALES TAX PROGRAM DISTRIBUTIONS TO MUNICIPALITIES WITHIN LAKE COUNTY</u>
2015	63.23 %	36.77 %
2016	63.02	36.98
2017	62.82	37.18
2018	62.12	37.88

SOURCE: State of Florida, Department of Revenue

**LAKE COUNTY, FLORIDA
HISTORICAL RECEIPTS OF HALF-CENT SALES TAX REVENUES BY THE COUNTY
CAPITAL IMPROVEMENT REFUNDING REVENUE BONDS - SERIES 2015B**

<u>COUNTY FISCAL YEAR ENDED SEPTEMBER 30</u>	<u>AUDITED HALF-CENT SALES TAX REVENUES</u>	<u>PERCENTAGE CHANGE</u>
2015	\$ 14,015,293	6.22 %
2016	15,028,339	7.23
2017	15,763,821	4.89
2018	16,678,411	5.80

SOURCE: Lake County Finance

**LAKE COUNTY, FLORIDA
DEMOGRAPHIC STATISTICS
LAST TEN CALENDAR YEARS**

<u>CALENDAR YEAR</u>	<u>POPULATION</u> (1)	<u>PERSONAL INCOME (THOUSANDS)</u> (2)	<u>PER CAPITA INCOME</u> (2)	<u>UNEMPLOYMENT RATE</u> (3)			
				<u>COUNTY</u>	<u>NATIONAL</u>		
2009	291,993	\$ 9,608,622	\$ 30,785	12.7	%	9.4	%
2010	297,875	9,697,080	32,554	12.4		9.6	
2011	301,019	10,188,278	33,846	10.6		8.8	
2012	303,186	10,442,325	34,442	8.9		7.8	
2013	308,034	10,714,138	34,782	6.9		7.2	
2014	315,690	11,297,313	35,786	6.3		5.9	
2015	325,875	12,284,994	37,698	5.2		5.9	
2016	335,396	12,834,379	38,266	4.8		4.9	
2017	346,017	14,027,796	40,541	3.4		4.2	
2018	*	*	*	2.9		3.7	

* Statistics not yet published.

SOURCES: (1) US Department of Commerce, Bureau of Economic Analysis
(2) US Department of Commerce, Bureau of Economic Analysis
(3) US Department of Labor, Bureau of Labor Statistics

**LAKE COUNTY, FLORIDA
PRINCIPAL EMPLOYERS
CURRENT YEAR AND NINE YEARS AGO**

<u>EMPLOYER</u>	<u>2018</u>			<u>2009</u>		
	<u>EMPLOYEES</u>	<u>RANK</u>	<u>PERCENT OF TOTAL COUNTY EMPLOYMENT</u>	<u>EMPLOYEES</u>	<u>RANK</u>	<u>PERCENT OF TOTAL COUNTY EMPLOYMENT</u>
Lake County Public Schools	5,435	1	3.56 %	4,353	1	3.61 %
Lake County Government	1,844	2	1.21	1,965	3	1.63
Leesburg Regional Medical	1,826	3	1.20	1,870	4	1.55
Florida Hospital Waterman	1,482	4	0.97	1,400	5	1.16
South Lake Hospital, Inc.	1,143	5	0.75	-	-	-
Villages of Lake-Sumter, Inc.	1,120	6	0.73	2,220	2	1.84
Lake Port Square	500	7	0.33	-	-	-
Lifestream Behavioral Center	500	8	0.33	-	-	-
Dura-Stress, Inc.	425	9	0.28	-	-	-
Hewitt Contracting Company, Inc.	370	10	0.24	-	-	-
Embarq (formerly Sprint)	-	-	-	811	6	0.67
Casmin Incorporated	-	-	-	800	7	0.66
G & T Conveyor Company	-	-	-	550	8	0.46
Bailey Industries	-	-	-	509	9	0.42
Accent	-	-	-	500	10	0.42
	14,645		9.60 %	14,978		12.42 %
Total Employment	152,560			120,558		

SOURCES: Metro Orlando Economic Development Commission
Labor Market Statistics, Local Area Unemployment Statistics Program
Lake County Adopted Budget

LAKE COUNTY, FLORIDA
FULL-TIME EQUIVALENT COUNTY GOVERNMENT EMPLOYEES BY FUNCTION
LAST TEN FISCAL YEARS

FUNCTION	FULL-TIME EMPLOYEES (AS OF SEPTEMBER 30)									
	2018	2017	2016	2015	2014	2013	2012	2011	2010	2009
General Government	380	364	353	364	345	335	345	348	375	393
Public Safety	1,027	1,018	996	989	954	963	991	1,019	1,033	1,042
Culture and Recreation	75	80	82	82	86	86	90	78	79	80
Physical Environment	48	51	49	54	56	57	60	58	67	78
Transportation	150	147	148	146	146	146	143	146	122	131
Economic Development	23	18	16	17	16	16	15	16	17	27
Human Services	35	11	11	10	36	36	37	36	49	54
Courts	106	105	130	120	125	133	136	145	145	160
Total	<u>1,844</u>	<u>1,794</u>	<u>1,785</u>	<u>1,782</u>	<u>1,764</u>	<u>1,772</u>	<u>1,817</u>	<u>1,846</u>	<u>1,887</u>	<u>1,965</u>

SOURCE: Lake County Adopted Budget

**LAKE COUNTY, FLORIDA
OPERATING INDICATORS BY FUNCTION
LAST TEN FISCAL YEARS**

FUNCTION	2018	2017	2016	2015
General Government				
Number of new employees recruited	125	140	139	95
Number of employee educational programs/participants	13/427	8/969	6/278	7/468
Number of term and supply contracts managed	493	495	442	425
Public Safety				
Calls to Fire Rescue Department	23,391	23,408	22,556	21,071
Number of inspections for code violations	7,568	7,211	7,128	7,281
Single family building permits issued	847	560	650	732
Physical Environment				
Gallons of used oil recycled	16,494	12,274	12,788	10,106
Number of samples tested by lab	15,077	15,383	16,168	15,263
Transportation				
Number of transportation disadvantaged trips billed	89,664	80,341	90,393	112,259
Economic Environment				
Number of homes rehabilitated/replaced	-	5	2	8
Human Services				
Number of citizens receiving hardship assistance for fire and solid waste assessments	99	109	115	120
Culture and Recreation				
Circulation in branch libraries	619,791	691,292	694,758	722,982
Court Related Expenditures				
Number of cases heard in Teen Court	65	91	104	102
Solid Waste System				
Total tons collected	91,983	136,869 (2)	50,845	69,989 (1)
Residents receiving collection service	69,885	69,391	69,986	68,597
Resource Recovery Plant - Revenue earned from electricity production	\$ -	\$ -	\$ -	\$ - (1)

(1) The County's service agreement with Covanta, Inc. expired June 30, 2014.

(2) The increase from FY 2016 to FY 2017 is due mainly for debris collection from two hurricanes occurring in the same fiscal year.

SOURCE: Lake County Board of County Commissioners Departments

<u>2014</u>	<u>2013</u>	<u>2012</u>	<u>2011</u>	<u>2010</u>	<u>2009</u>
84	123	83	59	43	34
5/533	6/459	6/845	6/110	10/756	78/859
432	380	365	367	375	350
20,644	19,779	18,449	17,447	16,312	15,100
6,460	6,513	6,836	7,705	10,554	11,293
650	624	413	271	295	208
12,941	13,578	13,623	18,123	14,877	19,465
15,966	16,033	15,886	15,541	15,911	17,284
121,679	132,683	148,039	152,663	152,751	156,417
8	4	7	14	3	35
141	162	168	182	199	248
783,889	775,545	888,539	863,428	939,271	894,012
175	232	270	385	360	277
153,483	162,347	170,269	173,624	161,359	163,940
68,011	67,504	67,137	67,021	66,860	66,687
\$ 10,800,611	\$ 10,555,115	\$ 10,026,213	\$ 9,702,823	\$ 8,994,984	\$ 8,619,903

LAKE COUNTY, FLORIDA
CAPITAL ASSET STATISTICS BY FUNCTION
LAST TEN FISCAL YEARS

FUNCTION	2018	2017	2016	2015
Public Safety				
Number of fire stations	26	25	24	24
Sheriff's marked and unmarked patrol vehicles	445	432	462	426
Transportation				
Miles of maintained roadway	1,390	1,388	1,390	1,390
Traffic signals	442	409	412	406
Traffic signs	35,238	33,637	37,645	37,009
Facilities				
Number of County owned buildings	117	115	120	112
Number of building square feet maintained	1,938,950	1,942,184	1,942,853	1,938,160
Human Services				
Number of Transportation Disadvantaged buses and vans	86	109	82	77
Culture and Recreation				
Number of libraries	15	15	15	15
Acres of parks	1,102	1,102	1,102	1,102
Number of boat ramps	16	16	16	16
Solid Waste System				
Number of acres developed for use as landfills	125	45	45	45
Number of acres available for landfill development	45	30	30	30

SOURCE: Lake County Board of County Commissioners Departments

2014	2013	2012	2011	2010	2009
24	24	23	23	23	22
461	429	406	448	553	443
1,392	1,389	1,392	1,393	1,390	1,387
380	380	373	368	348	321
32,256	31,853	28,376	27,321	26,420	26,113
109	124	137	130	132	127
1,954,078	1,965,851	1,200,826	1,173,090	1,670,930	1,345,022
77	84	80	90	77	77
15	15	15	15	15	15
1,102	961	961	943	916	916
16	15	15	15	15	15
45	45	45	45	45	45
30	30	30	30	30	30

This page intentionally left blank.

LAKE COUNTY, FLORIDA
SCHEDULE OF EXPENDITURES OF FEDERAL AWARDS
AND STATE FINANCIAL ASSISTANCE
For the Year Ended September 30, 2018

Grantor/Pass-Through Grantor/Program Title	CFDA / CSFA	Pass-Through / State Contract Number	9/30/18 Expenditures
Department of Agriculture			
Indirect:			
Florida Department of Banking and Finance Schools and Roads - Grants to Counties	10.666	None	\$ 74,869
Total Department of Agriculture			74,869
Department of Housing and Urban Development			
Direct:			
Community Development Block Grant	14.218	N/A	1,328,258
Shelter Care Plus	14.238	FL0441L4H201605	63,580
Section 8 Housing Choice Voucher (FL 106 VO)	14.871	N/A	3,999,207
Total Department of Housing and Urban Development			5,391,045
Department of the Interior			
Direct:			
Payments in Lieu of Taxes	15.226	N/A	172,890
Refuge Revenue Sharing	15.659	N/A	975
Total Department of the Interior			173,865
Department of Justice			
Direct:			
Criminal and Juvenile Justice and Mental Health Collaboration Program	16.745	2015-MO-BX-0007	131,877
Equitable Sharing Program	16.922	FY 2017	132,147
Equitable Sharing Program	16.922	FY 2018	56,956
			189,103
Indirect:			
Florida Department of Law Enforcement: Edward Byrne Memorial Formula Grant Program	16.738	2017-JAGC-LAKE-6F9-072	3,319
Total Department of Justice			324,299
Department of Transportation			
Direct:			
Federal Transit Formula Grants	20.507	FL-2019-007	3,361,416
Federal Transit Formula Grants	20.507	FL-90-X817	4,412
Federal Transit Formula Grants	20.507	FL-90-X834	39,534
Federal Transit Formula Grants	20.507	FL-90-X779	85,618
Federal Transit Formula Grants	20.507	FL-90-X876	1,021,817
Federal Transit Formula Grants	20.507	FL-2017-045	55,625
Federal Transit Formula Grants	20.507	FL-2017-113	20,000
			4,588,422
Indirect:			
Florida Department of Transportation:			
Highway Planning and Construction	20.205	434422-1-58-01/G0G93	23,829
Highway Planning and Construction	20.205	437485-1-38-01/G0136	34,860
Highway Planning and Construction	20.205	437486-1-38-01/G0139	12,027
Highway Planning and Construction	20.205	437464-1-38-01/G0D13	143,961
Highway Planning and Construction	20.205	430975-3-38-01/G0L11	517,014
Highway Planning and Construction	20.205	439493-1-38-01/G0T92	112,355
Highway Planning and Construction	20.205	439701-1-38-01/G0V22	6,951
			850,997
Formula Grants for Other Than Urbanized Areas	20.509	FL-18-X034/AQR81 / FM# 424120-1-84-34	79,036
Formula Grants for Other Than Urbanized Areas	20.509	FL-18-X035/AQR81 / FM# 424120-1-84-35	488,615
			567,651

(continued)

The notes to the Schedule of Expenditures of Federal Awards and State Financial Assistance are an integral part of this schedule.

LAKE COUNTY, FLORIDA
SCHEDULE OF EXPENDITURES OF FEDERAL AWARDS
AND STATE FINANCIAL ASSISTANCE
For the Year Ended September 30, 2018

Grantor/Pass-Through Grantor/Program Title	CFDA / CSFA	Pass-Through / State Contract Number	9/30/2018 Expenditures
Department of Transportation (cont'd)			
Indirect:			
Capital Assistance Program for Elderly Persons and Persons with Disabilities	20.513	1001-2017-15 / 435210-8-93-05 / FFY2017/YR42	\$ 221,513
Capital Assistance Program for Elderly Persons and Persons with Disabilities	20.513	1001-2016-16 / 435210-8-93-04 / FFY2016/YR41	293,551
Capital Assistance Program for Elderly Persons and Persons with Disabilities	20.513	FL-16-X023-00 / 435210-5-93-12 / FFY2015/YR40	191,364
			<u>706,428</u>
Total Department of Transportation			<u>6,713,498</u>
Election Assistance Commission			
Indirect:			
Florida Department of State Division of Elections: Help America Vote Act Requirements Payments	90.401	N/A	34,572
Help America Vote Act Requirements Payments	90.401	N/A	130,493
Help America Vote Act Requirements Payments	90.401	N/A	15,284
Total Election Assistance Commission			<u>180,349</u>
Department of Health and Human Services			
Indirect:			
Florida Department of Revenue: Child Support Enforcement	93.563	COC35	239,958
Child Support Enforcement	93.563	Incentive Funds	4,220
Total Department of Health and Human Services			<u>244,178</u>
Department of Homeland Security			
Direct:			
Assistance to Firefighters	97.083	EMW-2015-FH-00706	944,370
Indirect:			
Florida Division of Emergency Management:			
Disaster Grants - Public Assistance	97.036	1785 Tropical Storm Fay	37,168
Disaster Grants - Public Assistance	97.036	4283 Hurricane Matthew - BCC	14,198
Disaster Grants - Public Assistance	97.036	4284 Hurricane Matthew - EMS	10,749
Disaster Grants - Public Assistance	97.036	4337 Hurricane Irma - BCC	45,643
Disaster Grants - Public Assistance	97.036	4337 Hurricane Irma - EMS	49,057
			<u>156,815</u>
Emergency Management Performance Grant	97.042	18-FG-7A-06-45-01-108	81,392
Emergency Management Performance Grant	97.042	19-FG-AF-06-45-01-082	21,286
			<u>102,678</u>
Total Department of Homeland Security			<u>1,203,863</u>
Total Expenditures of Federal Awards			<u>\$ 14,305,966</u>

(continued)

The notes to the Schedule of Expenditures of Federal Awards and State Financial Assistance are an integral part of this schedule.

LAKE COUNTY, FLORIDA
SCHEDULE OF EXPENDITURES OF FEDERAL AWARDS
AND STATE FINANCIAL ASSISTANCE
For the Year Ended September 30, 2018

<u>Grantor/Pass-Through Grantor/Program Title</u>	<u>CFDA / CSFA</u>	<u>Pass-Through / State Contract Number</u>	<u>9/30/2018 Expenditures</u>
Executive Office of the Governor			
Emergency Management Programs	31.063	18-BG-W9-06-45-01-062	\$ 76,013
Emergency Management Programs	31.063	19-BG-21-06-45-01-005	21,292
Emergency Management Programs	31.067	18-CP-11-06-45-01-167	7,975
Total Executive Office of the Governor			105,280
Florida Department of Environmental Protection			
Small Quantity Hazardous Waste Generator Grant Program	37.013	S0789	6,844
Statewide Surface Water Restoration & Waste Water	37.039	LP35140	218,444
Florida Communities Trust (Florida Forever Funded Grant Program)	37.078	S0956	1,500,000
Total Florida Department of Environmental Protection			1,725,288
Florida Housing Finance Corporation			
State Housing Initiatives Partnership Program (SHIP)	40.901	None	566,729
Total Florida Housing Finance Corporation			566,729
Florida Department of Agriculture and Consumer Affairs			
Mosquito Control (Waste Tire and State Aid)	42.003	None	32,468
Total Florida Department of Agriculture and Consumer Affairs			32,468
Florida Department of State			
State Aid to Libraries FY 16	45.030	16-ST-25	34,345
State Aid to Libraries FY 17	45.030	17-ST-25	68,077
State Aid to Libraries FY 18	45.030	18-ST-25	86,014
Total Florida Department of State			188,436
Florida Department of Transportation			
Commission for the Transportation Disadvantaged Trip and Equipment	55.001	GOX38 / 43202911401	201,579
Commission for the Transportation Disadvantaged Trip and Equipment	55.001	GOM55 / 43202718401	574,704
Commission for the Transportation Disadvantaged Trip and Equipment	55.001	GOY17 / 43202718401	7,429
			783,712
Highway Beautification Grants - Keep Florida Beautiful	55.003	G0T00	10,511
Public Transit Block Grant Program	55.010	424125-1-84-01 / AQV72	253,779
Public Transit Block Grant Program	55.010	433305-1-84-01 / GOV41	516,482
			770,261
Economic Development Transportation Fund	55.032	435541-1-38/44-01/ART09	504,653
Economic Development Transportation Fund	55.032	430253-3-44-01/G0A53	1,490,202
Economic Development Transportation Fund	55.032	435541-2-44-01/G0A52	200,575
Economic Development Transportation Fund	55.032	430253-4-54-01/G0J23	452,300
			2,647,730
Total Florida Department of Transportation			4,212,214
Florida Department of Management Services			
E911 State Grant Program	72.002	S8-15-12-05	118,231
Prepaid Next Generation 911 (NG911) State Grant Program	72.003	S11-18-05-17	20,995
Total Florida Department of Management Services			139,226
Florida Department of Health			
Emergency Medical Services (EMS) Matching Awards	64.003	M5064	90,000
County Grant Awards	64.005	C5035	2,586
County Grant Awards	64.005	C6035	41,822
Total Florida Department of Health			134,408
Florida Department of Highway Safety and Motor Vehicles			
Florida Arts License Plates Projects	76.041	None	649
Total Florida Department of Law Enforcement			649
Florida Fish and Wildlife Conservation Commission			
Derelict Vessel Removal Program	77.005	FWC-17252	15,000
Total Florida Department of Law Enforcement			15,000
Total Expenditures of State Financial Assistance			\$ 7,119,698

The notes to the Schedule of Expenditures of Federal Awards and State Financial Assistance are an integral part of this schedule.

Lake County, Florida

Notes to Schedule of Expenditures of Federal Awards and State Financial Assistance

Year Ended September 30, 2018

1. Summary of Significant Accounting Policies

General

The Schedule of Expenditures of Federal Awards and State Financial Assistance has been prepared using the modified accrual basis of accounting. The modified accrual basis of accounting recognizes revenues when they become measurable and available and expenditures generally when a liability is incurred.

2. Contingency

The grant revenue amounts received are subject to audit and adjustment. If any expenditures are disallowed by the grantor agencies as a result of such an audit, any claim for reimbursement by the grantor agencies would become a liability of the County. In the opinion of management, all grant expenditures are in compliance with the terms of the grant agreements and applicable federal and state laws and regulations.

3. Indirect Cost

The County did not elect to use the 10 percent de minimis indirect cost rate for any of its Federal Programs.

4. Prior Period Expenditures

The total amount of expenditures reported for CFDA 97.036 *Disaster Grants - Public Assistance* for FY 2018 was \$156,815. Of this amount, \$111,172 was related to prior years. In addition, the \$132,147 in expenditures reported for CFDA 16.922 *Equitable Sharing Program* and the \$1,500,000 in expenditures reported for CSFA 37.078 *Florida Communities Trust* was all related to prior years.



Certified Public Accountants

INDEPENDENT AUDITOR'S REPORT ON COMPLIANCE FOR EACH MAJOR FEDERAL PROGRAM AND STATE PROJECT AND ON INTERNAL CONTROL OVER COMPLIANCE AND REPORT ON SCHEDULE OF EXPENDITURES OF FEDERAL AWARDS AND STATE FINANCIAL ASSISTANCE REQUIRED BY THE UNIFORM GUIDANCE AND CHAPTER 10.550, RULES OF THE AUDITOR GENERAL

Honorable Board of County Commissioners
Lake County, Florida

Report on Compliance for Each Major Federal Program and State Project

We have audited the compliance of Lake County, Florida (the County) with the types of compliance requirements described in the OMB *Compliance Supplement* and the requirements described in the Department of Financial Services' *State Projects Compliance Supplement* that could have a direct and material effect on each of the County's major federal programs and state projects for the year ended September 30, 2018. The County's major federal programs and state projects are identified in the summary of auditor's results section of the accompanying Schedule of Findings and Questioned Costs.

Management's Responsibility

Management is responsible for compliance with the requirements of laws, regulations, contracts, and grants applicable to its federal programs and state projects.

Auditor's Responsibility

Our responsibility is to express an opinion on compliance for each of the County's major federal programs and state projects based on our audit of the types of compliance requirements referred to above. We conducted our audit of compliance in accordance with auditing standards generally accepted in the United States of America; the standards applicable to financial audits contained in *Government Auditing Standards* issued by the Comptroller General of the United States; the audit requirements of Title 2 U.S. *Code of Federal Regulations*, Part 200, *Uniform Administrative Requirements, Cost Principles, and the Audit Requirements for Federal Awards* (Uniform Guidance); and Chapter 10.550, *Rules of the Auditor General*. Those standards, the Uniform Guidance, and Chapter 10.550, *Rules of the Auditor General*, require that we plan and perform the audit to obtain reasonable assurance about whether noncompliance with the types of compliance requirements referred to above that could have a direct and material effect on a major federal program or state project occurred. An audit includes examining, on a test basis, evidence about the County's compliance with those requirements and performing such other procedures as we considered necessary in the circumstances.

We believe that our audit provides a reasonable basis for our opinion on compliance for each major federal program and state project. However, our audit does not provide a legal determination of the County's compliance.

Opinion on Each Major Federal Program and State Project

In our opinion, the County complied, in all material respects, with the types of compliance requirements referred to above that could have a direct and material effect on each of its major federal programs and state projects for the year ended September 30, 2018.

Report on Internal Control over Compliance

Management of the County is responsible for establishing and maintaining effective internal control over compliance with the types of compliance requirements referred to in the first paragraph. In planning and performing our audit of compliance, we considered the County's internal control over compliance with the types of requirements that could have a direct and material effect on each major federal program and state project to determine the auditing procedures that are appropriate in the circumstances for the purpose of expressing our opinion on compliance for each major federal program and state project and to test and report on internal control over compliance in accordance with the Uniform Guidance and Chapter 10.550, *Rules of the Auditor General*, but not for the purpose of expressing an opinion on the effectiveness of internal control over compliance. Accordingly, we do not express an opinion on the effectiveness of the County's internal control over compliance.

A deficiency in internal control over compliance exists when the design or operation of a control over compliance does not allow management or employees, in the normal course of performing their assigned functions, to prevent, or detect and correct, noncompliance with a type of compliance requirement of a federal program or state project on a timely basis. *A material weakness in internal control over compliance* is a deficiency, or combination of deficiencies, in internal control over compliance, such that there is a reasonable possibility that material noncompliance with a type of compliance requirement of a federal program or state project will not be prevented, or detected and corrected, on a timely basis. *A significant deficiency in internal control over compliance* is a deficiency, or combination of deficiencies, in internal control over compliance with a type of compliance requirement of a federal program or state project that is less severe than a material weakness in internal control over compliance, yet important enough to merit attention by those charged with governance.

Our consideration of internal control over compliance was for the limited purpose described in the first paragraph of this section and was not designed to identify all deficiencies in internal control over compliance that might be material weaknesses or significant deficiencies. We did not identify any deficiencies in internal control over compliance that we consider to be material weaknesses. However, material weaknesses may exist that have not been identified.

The purpose of this report on internal control over compliance is solely to describe the scope of our testing of internal control over compliance and the results of that testing based on the requirements of the Uniform Guidance and Chapter 10.550, *Rules of the Auditor General*. Accordingly, this report is not suitable for any other purpose.

Report on Schedule of Expenditures of Federal Awards and State Financial Assistance Required by the Uniform Guidance and Chapter 10.550, *Rules of the Auditor General*

We have audited the financial statements of the governmental activities, the business-type activity, each major fund, and the aggregate remaining fund information of the County as of and for the year ended September 30, 2018, and the related notes to the financial statements, which collectively comprise the County's basic financial statements. We issued our report thereon dated April 15, 2019, which contained unmodified opinions on those financial statements. Our audit was conducted for the purpose of forming opinions on the financial statements that collectively comprise the basic financial statements. The accompanying Schedule of Expenditures of Federal Awards and State Financial Assistance is presented for purposes of additional analysis, as required by the Uniform Guidance and Chapter 10.550, *Rules of the Auditor General*, and is not a required part of the basic financial statements.

Honorable Board of County Commissioners
Lake County, Florida

Report on Schedule of Expenditures of Federal Awards and State Financial Assistance Required by the Uniform Guidance and Chapter 10.550, Rules of the Auditor General (Cont.)

Such information is the responsibility of management and was derived from, and relates directly to, the underlying accounting and other records used to prepare the basic financial statements. The information has been subjected to the auditing procedures applied in the audit of the basic financial statements and certain additional procedures, including comparing and reconciling such information directly to the underlying accounting and other records used to prepare the basic financial statements or to the basic financial statements themselves, and other additional procedures in accordance with auditing standards generally accepted in the United States of America. In our opinion, the Schedule of Expenditures of Federal Awards and State Financial Assistance is fairly stated, in all material respects, in relation to the basic financial statements taken as a whole.

Moore Stephens Lovelace, P.A.

MOORE STEPHENS LOVELACE, P.A.
Certified Public Accountants

Orlando, Florida
April 15, 2019

LAKE COUNTY, FLORIDA
Schedule of Findings and Questioned Costs
For the Year Ended September 30, 2018

SECTION I - SUMMARY OF INDEPENDENT AUDITOR'S RESULTS

Financial Statements

Type of Auditor's Report Issued:

Unmodified Opinion

Internal control over financial reporting:

- Material weakness(es) identified? ___ Yes X No
- Significant deficiency(ies) identified? ___ Yes X None reported

Noncompliance material to financial statements noted? ___ Yes X No

Federal Awards and State Financial Assistance

Internal control over major programs/projects:

- Material weakness(es) identified? ___ Yes X No
- Significant deficiency(ies) identified? ___ Yes X None reported

Type of report issued on compliance for major federal programs and major state projects:

Unmodified Opinion

Any audit findings disclosed that are required to be reported in accordance with 2 CFR Section 200.516(a) of the Uniform Guidance or Chapter 10.557, *Rules of the Auditor General*?

___ Yes X No

Identification of Major Federal Programs and Major State Projects:

CFDA Numbers

Name of Federal Programs

14.871	Section 8 Housing Choice Voucher
20.205	Highway Planning and Construction
20.507	Federal Transit Formula Grants
97.083	Assistance to Firefighters

CSFA Numbers

Name of State Projects

37.078	Florida Communities Trust (Florida Forever Funded Grant Program)
55.032	Economic Development Transportation Fund

Dollar threshold used to distinguish between

Type A and Type B programs: Federal	<u>\$750,000</u>
State	<u>\$300,000</u>

Auditee qualified as low-risk auditee pursuant to the Uniform Guidance?

 X Yes ___ No

LAKE COUNTY, FLORIDA
Schedule of Findings and Questioned Costs *(Continued)*
For the Year Ended September 30, 2018

SECTION II - FINANCIAL STATEMENT FINDINGS

None Reported.

**SECTION III - FEDERAL AWARD AND STATE FINANCIAL ASSISTANCE FINDINGS AND QUESTIONED COSTS
SECTION**

None Reported.

SECTION IV - PRIOR-YEAR AUDIT FINDINGS

None Reported.

This page intentionally left blank.



**INDEPENDENT AUDITOR'S REPORT ON INTERNAL CONTROL OVER
FINANCIAL REPORTING AND ON COMPLIANCE AND OTHER MATTERS
BASED ON AN AUDIT OF FINANCIAL STATEMENTS PERFORMED
IN ACCORDANCE WITH *GOVERNMENT AUDITING STANDARDS***

Honorable Board of County Commissioners
Lake County, Florida

We have audited, in accordance with the auditing standards generally accepted in the United States of America and the standards applicable to financial audits contained in *Government Auditing Standards* issued by the Comptroller General of the United States, the financial statements of the governmental activities, the business-type activity, each major fund, and the aggregate remaining fund information of Lake County, Florida (the County) as of and for the year ended September 30, 2018, and the related notes to the financial statements, which collectively comprise the County's basic financial statements, and have issued our report thereon dated April 15, 2019.

Internal Control over Financial Reporting

In planning and performing our audit of the financial statements, we considered the County's internal control over financial reporting (internal control) to determine the audit procedures that are appropriate in the circumstances for the purpose of expressing our opinions on the financial statements, but not for the purpose of expressing an opinion on the effectiveness of the County's internal control. Accordingly, we do not express an opinion on the effectiveness of the County's internal control.

A deficiency in internal control exists when the design or operation of a control does not allow management or employees, in the normal course of performing their assigned functions, to prevent, or detect and correct misstatements on a timely basis. *A material weakness* is a deficiency, or combination of deficiencies, in internal control, such that there is a reasonable possibility that a material misstatement of the entity's financial statements will not be prevented, or detected and corrected on a timely basis. *A significant deficiency* is a deficiency, or a combination of deficiencies, in internal control that is less severe than a material weakness, yet important enough to merit attention by those charged with governance.

Our consideration of internal control was for the limited purpose described in the first paragraph of this section and was not designed to identify all deficiencies in internal control that might be material weaknesses or significant deficiencies. Given these limitations, during our audit we did not identify any deficiencies in internal control over financial reporting that we consider to be material weaknesses. However, material weaknesses may exist that have not been identified.

Honorable Board of County Commissioners
Lake County, Florida

Compliance and Other Matters

As part of obtaining reasonable assurance about whether the County's financial statements are free from material misstatement, we performed tests of its compliance with certain provisions of laws, regulations, contracts, and grant agreements, noncompliance with which could have a direct and material effect on the determination of financial statement amounts. However, providing an opinion on compliance with those provisions was not an objective of our audit and, accordingly, we do not express such an opinion. The results of our tests disclosed no instances of noncompliance or other matters that are required to be reported under *Government Auditing Standards*.

We noted certain other matters that we reported to County management in a separate letter dated April 15, 2019.

Purpose of this Report

The purpose of this report is solely to describe the scope of our testing of internal control and compliance and the results of that testing, and not to provide an opinion on the effectiveness of the County's internal control or on compliance. This report is an integral part of an audit performed in accordance with *Government Auditing Standards* in considering the County's internal control and compliance. Accordingly, this communication is not suitable for any other purpose.

Moore Stephens Lovelace, P.A.

MOORE STEPHENS LOVELACE, P.A.

Certified Public Accountants

Orlando, Florida

April 15, 2019



Certified Public Accountants

INDEPENDENT AUDITOR'S MANAGEMENT LETTER

Honorable Board of County Commissioners
Lake County, Florida

Report on the Financial Statements

We have audited the basic financial statements of Lake County, Florida (the County) as of and for the fiscal year ended September 30, 2018, and have issued our report thereon dated April 15, 2019.

Auditor's Responsibility

We conducted our audit in accordance with auditing standards generally accepted in the United States of America; the standards applicable to financial audits contained in *Government Auditing Standards* issued by the Comptroller General of the United States; the audit requirements of Title 2 U.S. *Code of Federal Regulations*, Part 200, *Uniform Administrative Requirements, Cost Principles, and the Audit Requirements for Federal Awards* (Uniform Guidance); and Chapter 10.550, *Rules of the Auditor General*.

Other Reporting Requirements

We have issued our Independent Auditor's Report on Internal Control over Financial Reporting and on Compliance and Other Matters Based on an Audit of Financial Statements Performed in Accordance with *Government Auditing Standards*, Independent Auditor's Report on Compliance for Each Major Federal Program and State Project and on Internal Control over Compliance and Report on Schedule of Expenditures of Federal Awards and State Financial Assistance Required by the Uniform Guidance and Chapter 10.550, *Rules of the Auditor General*, Schedule of Findings and Questioned Costs, and Independent Accountant's Report on an examination conducted in accordance with AICPA *Professional Standards*, AT-C Section 315, regarding compliance requirements in accordance with Chapter 10.550, *Rules of the Auditor General*. Disclosures in those reports and schedule, which are dated April 15, 2019, should be considered in conjunction with this management letter.

Prior Audit Findings

Section 10.554(1)(i)1., *Rules of the Auditor General*, requires that we determine whether or not corrective actions have been taken to address findings and recommendations made in the preceding annual financial audit report. There were no findings or recommendations made in the preceding annual financial audit report.

Official Title and Legal Authority

Section 10.554(1)(i)4., *Rules of the Auditor General*, requires that the name or official title and legal authority for the primary government and each component unit of the reporting entity be disclosed in this management letter, unless disclosed in the notes to the financial statements. The legal authority is disclosed in the notes to the financial statements.

Financial Condition and Management

Sections 10.554(1)(i)5.a. and 10.556(7), *Rules of the Auditor General*, require us to apply appropriate procedures and communicate the results of our determination as to whether or not the County has met one or more of the conditions described in Section 218.503(1), Florida Statutes, and identification of the specific condition(s) met. In connection with our audit, we determined that the County did not meet any of the conditions described in Section 218.503(1), Florida Statutes.

Pursuant to Sections 10.554(1)(i)5.b. and 10.556(8), *Rules of the Auditor General*, we applied financial condition assessment procedures. It is management's responsibility to monitor the County's financial condition, and our financial condition assessment was based, in part, on representations made by management and the review of financial information provided by same. In connection with our financial condition assessment procedures, we had the following observation:

Results

The results of our current-year financial condition assessment procedures resulted in 17 unfavorable indicators, 2 inconclusive indicators, and 5 favorable indicators out of a total of 24 applicable financial indicators. Of the 17 unfavorable indicators, 13 related to declining unrestricted net position/fund balance and cash reserves. The County's governmental activities and business-type activities experienced a decrease in net position of \$(13.7) million and \$(0.6) million, respectively. Additionally, the County used fund balance for its General Fund in the amount of \$(7.7) million and fell below its fund balance reserve goal of 7% to 12% of the total operating budget.

Management Response

The recovery efforts associated with the impacts of Hurricane Irma reduced the General Fund Reserves balance below the minimum goal of 7%. While it is anticipated that the County will receive up to \$7.7 million in FEMA reimbursements, additional ad valorem collections in FY 2019 allowed for the Reserves to be restored to 7% of the operating budget. We have been closely monitoring the County's financial condition and will continue to do so.

Section 10.554(1)(i)2., *Rules of the Auditor General*, requires that we address in the management letter any recommendations to improve financial management. In connection with our audit, we did not have any such recommendations.

Special District Component Units

Section 10.554(1)(i)5.c., *Rules of the Auditor General*, requires that we determine whether or not a special district that is a component unit of a county, municipality, or special district, provided the financial information necessary for proper reporting of the component unit, within the audited financial statements of the county, municipality, or special district in accordance with Section 218.39(3)(b), Florida Statutes. There were no special district component units that were required to provide financial information to the County for the fiscal year ended September 30, 2018.

Honorable Board of County Commissioners
Lake County, Florida

Additional Matters

Section 10.554(1)(i)3., *Rules of the Auditor General*, requires us to communicate noncompliance with provisions of contracts or grant agreements, or abuse, that have occurred, or are likely to have occurred, that have an effect on the financial statements that is less than material but which warrants the attention of those charged with governance. In connection with our audit, we did not note any such findings.

Purpose of this Letter

Our management letter is intended solely for the information and use of the Legislative Auditing Committee, members of the Florida Senate and the Florida House of Representatives, the Florida Auditor General, federal and other granting agencies, County Commission, and applicable management and is not intended to be, and should not be, used by anyone other than these specified parties.



MOORE STEPHENS LOVELACE, P.A.
Certified Public Accountants

Orlando, Florida
April 15, 2019



Certified Public Accountants

INDEPENDENT ACCOUNTANT'S REPORT

Honorable Board of County Commissioners
Lake County, Florida

We have examined the compliance of Lake County, Florida (the County) with the requirements of Sections 218.415, 365.172(10), and 365.173(2)(d), Florida Statutes, during the year ended September 30, 2018. Management is responsible for the County's compliance with those requirements. Our responsibility is to express an opinion on the County's compliance based on our examination.

Our examination was conducted in accordance with attestation standards established by the American Institute of Certified Public Accountants. Those standards require that we plan and perform the examination to obtain reasonable assurance about whether the County complied with those requirements. An examination involves performing procedures to obtain evidence about the County's compliance with those requirements. The nature, timing, and extent of the procedures selected depend on our judgment, including an assessment of the risks of noncompliance, whether due to fraud or error. We believe that the evidence we obtained is sufficient and appropriate to provide a reasonable basis for our opinion. Our examination does not provide a legal determination on the County's compliance with specified requirements.

In our opinion, the County complied, in all material respects, with the aforementioned requirements for the year ended September 30, 2018.

Moore Stephens Lovelace, P.A.

MOORE STEPHENS LOVELACE, P.A.
Certified Public Accountants

Orlando, Florida
April 15, 2019

This page intentionally left blank.

