

*Lake County, Florida*

# **COMPREHENSIVE ANNUAL FINANCIAL REPORT**

*Fiscal Year Ended September 30, 2021*

# **LAKE COUNTY FLORIDA**

**Annual Comprehensive Financial Report**  
Fiscal Year Ended September 30, 2021

This page intentionally left blank.

**LAKE COUNTY, FLORIDA**

**ANNUAL COMPREHENSIVE  
FINANCIAL REPORT**

**For the Year Ended  
September 30, 2021**

**Gary J. Cooney  
Clerk of the Circuit Court and Comptroller**

**COUNTY FINANCE DEPARTMENT**

**Kristy L. Mullane, CPA  
Chief Financial Officer**

**Mary Burns, CPA  
Accounting Director**

This page intentionally left blank.

**PRINCIPAL OFFICIALS  
LAKE COUNTY, FLORIDA**

**AS OF SEPTEMBER 30, 2021**

**BOARD OF COUNTY COMMISSIONERS**

Douglas B. Shields	District 1
Sean M. Parks, Chairman	District 2
Kirby Smith, Vice Chairman	District 3
Leslie Campione	District 4
Josh Blake	District 5

**ELECTED COUNTY OFFICIALS**

Gary J. Cooney	Clerk of the Circuit Court and Comptroller
Carey L. Baker	Property Appraiser
Peyton C. Grinnell	Sheriff
Alan Hays	Supervisor of Elections
David Jordan	Tax Collector

**APPOINTED COUNTY OFFICIALS**

Jennifer Barker	Interim County Manager
Melanie Marsh	County Attorney

This page intentionally left blank.

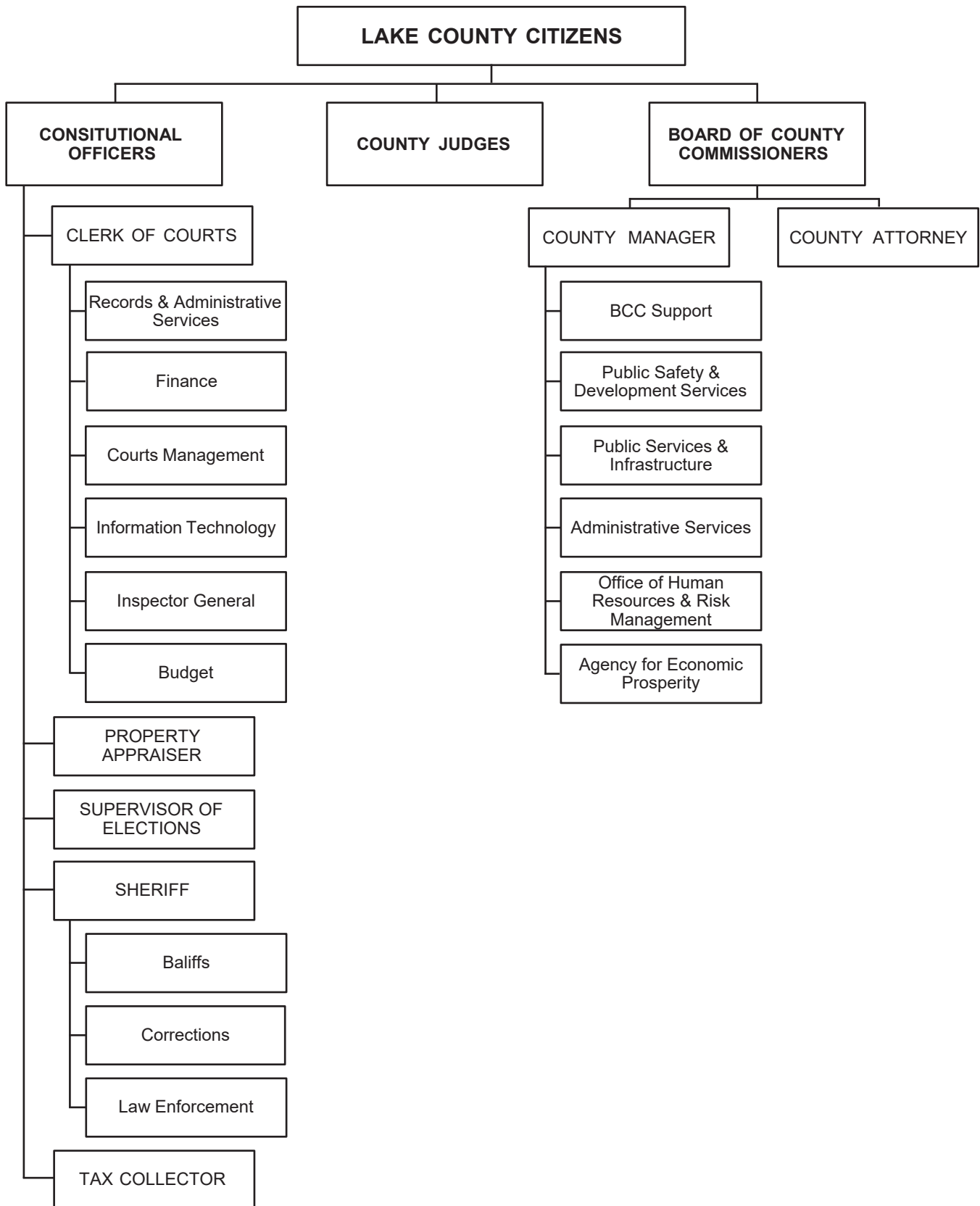
## **ORGANIZATIONAL CHART**



# ORGANIZATIONAL CHART

Lake County, Florida

September 30, 2021



LAKE COUNTY, FLORIDA  
ANNUAL COMPREHENSIVE FINANCIAL REPORT  
FOR THE FISCAL YEAR ENDED SEPTEMBER 30, 2021

TABLE OF CONTENTS

	<u>Page</u>
I. <u>INTRODUCTORY SECTION</u>	
Principal Officials	iii
Organizational Chart	vi
Table of Contents	vii
Letters of Transmittal	3
Certificate of Achievement	14
II. <u>FINANCIAL SECTION</u>	
Independent Auditor's Report	15
Management's Discussion and Analysis	17
Basic Financial Statements:	
Government-Wide Financial Statements:	
Statement of Net Position	33
Statement of Activities	35
Fund Financial Statements:	
Balance Sheet - Governmental Funds	36
Reconciliation of the Balance Sheet - Governmental Funds to the Net Position - Governmental Activities	39
Statement of Revenues, Expenditures and Changes in Fund Balances - Governmental Funds	40
Reconciliation of the Statement of Revenues, Expenditures and Changes in Fund Balances - Governmental Funds to the Statement of Activities	43
Statement of Revenues, Expenditures and Changes in Fund Balances - Budget and Actual - General Fund	44

LAKE COUNTY, FLORIDA  
ANNUAL COMPREHENSIVE FINANCIAL REPORT  
FOR THE FISCAL YEAR ENDED SEPTEMBER 30, 2021

TABLE OF CONTENTS

	<u>Page</u>
II. <u>FINANCIAL SECTION</u> (Continued)	
Basic Financial Statements: (Continued)	
Statement of Revenues, Expenditures and Changes in Fund Balances - Budget and Actual:	
Major Special Revenue Fund – Federal/State Grants	46
Major Special Revenue Fund - Mt. Plymouth-Sorrento CRA	47
Major Special Revenue Fund - Educational System Impact Fee	48
Major Special Revenue Fund - Coronavirus State and Local Fiscal Recovery Funds	49
Statement of Net Position- Proprietary Funds	50
Statement of Revenues, Expenses and Changes in Net Position - Proprietary Funds	51
Statement of Cash Flows - Proprietary Funds	52
Statement of Fiduciary Net Position - Custodial Funds	54
Statement of Changes in Fiduciary Net Position - Custodial Funds	55
Notes to Financial Statements	57
Required Supplementary Information:	
Schedule of Proportionate Share of the Net Pension Liability	97
Schedule of Contributions	98
Schedule of Changes in the County's Total OPEB Liability and Related Ratios	99
Combining and Individual Fund Financial Statements:	
Combining Balance Sheet - Nonmajor Governmental Funds	108
Combining Statement of Revenues, Expenditures and Changes in Fund Balances - Nonmajor Governmental Funds	116
Schedules of Revenues, Expenditures and Changes in Fund Balances - Budget and Actual: Nonmajor Governmental Funds	124

LAKE COUNTY, FLORIDA  
ANNUAL COMPREHENSIVE FINANCIAL REPORT  
FOR THE FISCAL YEAR ENDED SEPTEMBER 30, 2021

TABLE OF CONTENTS

	<u>Page</u>
II. <u>FINANCIAL SECTION</u> (Continued)	
Combining Statement of Net Position - All Internal Service Funds	158
Combining Statement of Revenues, Expenses and Changes in Fund Net Position - All Internal Service Funds	159
Combining Statement of Cash Flows - All Internal Service Funds	160
Combining Statement of Fiduciary Net Position- Custodial Funds	164
Combining Statement of Changes in Fiduciary Net Position - Custodial Funds	165
Financial Data Schedules - HUD Section 8	167
III. <u>STATISTICAL SECTION</u>	
Financial Trends Information:	
Net Position by Component - Last Ten Fiscal Years	172
Changes in Net Position - Last Ten Fiscal Years	174
Fund Balances - Governmental Funds - Last Ten Fiscal Years	178
Changes in Fund Balances - Governmental Funds - Last Ten Fiscal Years	180
Revenue Capacity Information:	
Assessed and Estimated Actual Value of Taxable Property - Last Ten Fiscal Years	182
Property Tax Rates – Direct and Overlapping Governments - Last Ten Fiscal Years	184
Principal Property Taxpayers - Current Year and Nine Years Ago	186
Property Tax Levies and Collections - Last Ten Fiscal Years	187

LAKE COUNTY, FLORIDA  
ANNUAL COMPREHENSIVE FINANCIAL REPORT  
FOR THE FISCAL YEAR ENDED SEPTEMBER 30, 2021

TABLE OF CONTENTS

	<u>Page</u>
III. <u>STATISTICAL SECTION (Continued)</u>	
Debt Capacity Information:	
Ratios of Outstanding Debt by Type - Last Ten Fiscal Years	188
Ratios of General Bonded Debt Outstanding - Last Ten Fiscal Years	190
Revenue Bond Coverage - Last Ten Fiscal Years	191
Pro-Forma Debt Service Coverage - Capital Improvement Refunding Revenue Bonds, Series 2015B -	193
Distribution Percentages, Capital Improvement Refunding Revenue Bonds, Series 2015B -	194
Historical Receipts of Half-Cent Sales Tax Revenues by the County, Capital Improvement Refunding Revenue Bonds - Series 2015B -	194
Demographic and Economic Information:	
Demographic Statistics - Last Ten Calendar Years	195
Principal Employers - Current Year and Nine Years Ago	196
<u>Operating Information:</u>	
Full-Time Equivalent County Government Employees by Function - Last Ten Fiscal Years	197
Operating Indicators by Function - Last Ten Fiscal Years	198
Capital Asset Statistics by Function - Last Ten Fiscal Years	200
IV. <u>SINGLE AUDIT</u>	
Schedule of Expenditures of Federal Awards and State Financial Assistance	203
Notes to Schedule of Expenditures of Federal Awards and State Financial Assistance	207

LAKE COUNTY, FLORIDA  
ANNUAL COMPREHENSIVE FINANCIAL REPORT  
FOR THE FISCAL YEAR ENDED SEPTEMBER 30, 2021

TABLE OF CONTENTS

	<u>Page</u>
IV. <u>SINGLE AUDIT</u> (Continued)	
Independent Auditor's Report on Compliance for each Major Federal Program and State Project and on Internal Control over Compliance and Report on Schedule of Expenditures of Federal Awards and State Financial Assistance Required by the Uniform Guidance and Chapter 10.550, <i>Rules of the Auditor General</i>	209
Schedule of Findings and Questioned Costs	212
V. <u>OTHER REPORTS</u>	
Independent Auditor's Report on Internal Control over Financial Reporting and on Compliance and Other Matters Based on an Audit of Financial Statements Performed in Accordance with <i>Government Auditing Standards</i>	215
Independent Auditor's Management Letter	217
Independent Accountant's Report	220

This page intentionally left blank.

## **LETTERS OF TRANSMITTAL**



This page intentionally left blank.



**Gary J. Cooney**

*Clerk of the Circuit Court and Comptroller  
550 West Main Street, Post Office Box 7800  
Tavares, Florida 32778-7800  
(352) 742-4100 [www.lakecountyclerk.org](http://www.lakecountyclerk.org)*

---

April 25, 2022

The Honorable Board of County Commissioners  
Lake County, Florida

The Annual Comprehensive Financial Report of Lake County, Florida, as of September 30, 2021, and for the 2020-2021 fiscal year is hereby transmitted. The accuracy of the presented data and the completeness and fairness of the presentation, including all disclosures, is the responsibility of the County. Management believes that the presented data is materially accurate and is designed to report the financial position and the results of operations as measured by the financial activity of the County's various funds. The necessary disclosures to enable the reader to gain the maximum understanding of the County's financial affairs have been included.

The adequacy of internal control must be considered in the development and evaluation of the County's accounting system. I believe that the County's internal control, as discussed in the accompanying transmittal letter, adequately safeguards assets and provides reasonable assurance of proper recording of financial transactions.

This report has been prepared following the guidelines recommended by the Government Finance Officers Association (GFOA) of the United States and Canada. The GFOA awards Certificates of Achievement to those governments whose annual financial reports are judged to conform substantially with high standards of public financial reporting, including accounting principles generally accepted in the United States. Lake County has been awarded a Certificate of Achievement for its annual financial reporting for the past 40 years commencing in 1981 and including the 2020 fiscal year. The Certificate of Achievement program requires the inclusion of all funds of the County. The financial statements for the year ended September 30, 2021, include all of the Constitutional Officers, dependent special districts, and other agencies of the County. It is my belief that the accompanying fiscal year 2021 financial report will meet program standards, and it will be submitted to the GFOA for review.

April 25, 2022

Page Two

State law requires that the financial statements of the County be audited by an independent certified public accountant selected by the Board. This requirement has been met and our independent certified public accountant's opinion is included in the Financial Section of this report.

The preparation of this Annual Comprehensive Financial Report could not have been accomplished without the dedicated efforts of my Chief Financial Officer, Accounting Director and Finance Department staff. Their continual efforts of upgrading the accounting and financial reporting system of the County have made substantial improvements to the quality of the information being reported to the County Commission, state oversight boards, and the citizens of Lake County.

Respectfully submitted,

A handwritten signature in blue ink, appearing to read "Gary J. Cooney". The signature is stylized and cursive.

Gary J. Cooney  
Clerk of the Circuit Court and Comptroller

Attachment



**Gary J. Cooney**

*Clerk of the Circuit Court and Comptroller  
550 West Main Street, Post Office Box 7800  
Tavares, Florida 32778-7800  
(352) 742-4100 [www.lakecountyclerk.org](http://www.lakecountyclerk.org)*

---

April 25, 2022

The Honorable Board of  
County Commissioners and  
Citizens of Lake County, Florida

We are pleased to present the Annual Comprehensive Financial Report of Lake County, Florida, for the fiscal year ended September 30, 2021. This report was prepared by the County Finance Department under the direction of the Clerk of Court in his capacity as County Comptroller.

This report consists of management's representations concerning the finances of Lake County, Florida. Consequently, management assumes full responsibility for the completeness and reliability of all information presented in this report. To provide a reasonable basis for making these representations, Lake County's management has established a comprehensive internal control framework that is designed to protect the County's assets from loss, theft, or misuse and to compile the County's financial statements in conformity with accounting principles generally accepted in the United States of America (GAAP). Because the cost of internal controls should not outweigh their benefits, the County's internal control framework has been designed to provide reasonable, rather than absolute, assurance that the financial statements will be free from material misstatement. We believe that the County's internal accounting controls adequately safeguard assets and provide reasonable assurance of the proper recording of financial transactions. As management, we assert that to the best of our knowledge and belief, this financial report is accurate and complete in all material respects.

In accordance with Chapter 218, Florida Statutes, Lake County's financial statements have been audited by independent certified public accountants. The independent auditor's report has been included in the financial section of this report. The independent audit involved examining, on a test basis, evidence supporting the amounts and disclosures in the financial statements; assessing the accounting principles used and significant estimates made by management; and evaluating the overall financial statement presentation. Based upon the results of

the audit, the auditors concluded that there was a reasonable basis for rendering an unmodified opinion that Lake County's financial statements for the fiscal year ended September 30, 2021 are fairly presented in conformity with GAAP. In addition to meeting the requirements set forth in state statutes, the audit was also designed to meet the requirements of the State of Florida and Federal Single Audit Acts. The standards governing single audit engagements require the independent auditor to report on the government's internal controls and compliance with legal requirements with special emphasis on the administration of federal and state awards. Information related to the single audit, including schedules of federal and state financial assistance and the independent auditor's reports thereon, are included in this report.

GAAP requires that management provide a narrative introduction, overview, and analysis to accompany the basic financial statements in the form of Management's Discussion and Analysis (MD&A). This letter of transmittal is designed to complement the MD&A and should be read in conjunction with it. Lake County's MD&A can be found immediately following the report of the independent certified public accountants.

**Profile of Lake County.** Lake County is located in the center of the state approximately 65 miles from the east and west coasts at the northwestern edge of Central Florida. The County was created in June 1887, by the Florida Legislature and encompasses 954 square miles of land and over 200 square miles of lakes. The current estimated population is 375,492. There are fourteen municipalities located within the County including: Astatula, Clermont, Eustis, Fruitland Park, Groveland, Howey-in-the-Hills, Lady Lake, Leesburg, Mascotte, Minneola, Montverde, Mount Dora, Tavares and Umatilla.

The County is a political subdivision of the State of Florida pursuant to Article VIII, Section (1), Constitution of the State of Florida. The Board of County Commissioners (the Board) is the principal legislative and governing body of the County, as provided by the Florida Constitution and Chapter 125, Florida Statutes. The Board consists of five members elected county-wide by district for staggered terms, with a chairman elected by the commissioners for a one-year term to serve as the presiding officer. In addition to the Board, there are five elected Constitutional Officers serving four-year terms: the Tax Collector, Property Appraiser, Clerk of the Circuit Court and Comptroller (Clerk), Sheriff and Supervisor of Elections.

The County provides a full range of services contemplated by statute and ordinance, including general governmental services, public safety, physical

environment, transportation, economic environment, human services, culture and recreation and court-related services.

The chief administrative official of the County is the County Manager. The County Manager is hired by the Board and is responsible to them for the administration and operation of all Board departments and the execution of all Board policies. The County Manager is also responsible to the Board for the preparation of the annual budget and for the control of Board expenditures during the year.

The annual budget serves as the foundation of the County's planning and control of revenues and expenditures. The Board funds a portion, or in certain instances all, of the operating budgets of the County's Constitutional Officers. Constitutional Officers, except the Tax Collector and Property Appraiser, are required to submit their budget requests to the Board by June 1. The Tax Collector and Property Appraiser must submit their budgets to the State of Florida Department of Revenue. A tentative proposed budget is presented to the Board in mid-July. The budget is adopted in September after two advertised public hearings are held. At the end of the fiscal year, Florida Statutes require that any budget excess of the Constitutional Officers be returned to the Board.

The budget is prepared by fund, department, and object code. After the budget is adopted, no transfers can be made between funds without a public hearing. Certain transfers within a department may be approved by the County Manager or by the Board, depending on the dollar amount. Budget to actual comparisons are provided in this report for each individual governmental fund for which an appropriated annual budget is adopted. For the General Fund, this comparison is on page 44 as part of the basic financial statements for governmental funds. For other governmental funds, the comparison for each fund for which an appropriated annual budget has been adopted is presented on pages 46 to 49 and 124 to 155.

The financial statements present Lake County (the primary government described above) and its blended component units, which includes the Mt. Plymouth-Sorrento Community Redevelopment Agency (CRA), which was created for the purpose of financing redevelopment projects in eastern Lake County.

The information presented in the financial statements is perhaps best understood when it is considered from the broader perspective of the specific environment within which Lake County operates.

**Local Economy.** In 2021, the COVID-19 pandemic, created by the spread of a novel strain of the coronavirus, has continued to impact the country but there have

been improvements in revenues and economic activity. This resulted in a decrease in the unemployment rate for the County from 7.4% in the prior year to 4.3% at year end. State and national rates were also significantly lower than the prior year at 4.8% and 4.7%, respectively. The effects of the pandemic have not yet affected property values. Currently, for the ninth year in a row, the assessed taxable value of real and personal property increased. The increase, about \$1.9 billion, represents about 7.0% of the total assessed value of \$26.4 billion.

Federal and state grants continue to provide for various programs that benefit the County. Affordable housing, community development, road projects, public transportation and public safety are programs that are supported in part by federal and state funding. The County received approximately \$92 million in state and federal assistance in 2021, of which approximately \$60 million was expended from the Coronavirus Aid, Relief and Economic Security Act (CARES Act) for expenses related to the pandemic, as well as economic assistance to businesses and residents. The County also received a total of \$36 million in American Rescue Plan Act (ARPA) funding in fiscal year 2021. The ARPA funds will be spent in fiscal year 2022 and future years; additionally, the County is also expected to receive an additional \$36 million in ARPA funding in fiscal year 2022.

Economic development continues to be an ongoing priority of the Board. Lake County has expanded advertising and tourism efforts under the trademarked branding "Real Florida. Real Close." The County has hosted many sporting events to support the local economy, including competition fishing and sand volleyball, golf and softball tournaments.

The County continues to work toward drawing new business to the area. The County was selected by Kroger Company (Kroger) and Ocado as the site of their second U.S. high-tech customer fulfillment center. The center, which opened in July 2021 is an automated warehouse facility with digital and robotic capabilities. The County was also selected by Amazon Logistics to open a new delivery station in south Lake County, which opened in 2021. Both of these ventures benefited the County economy by creating high wage jobs. Also in 2021, Hanover Capital Partners held a ground breaking for a new 15,000 square foot distribution center which is scheduled to be completed in early 2022.

All of these items encourage economic growth and benefit Lake County citizens.

**Relevant Financial Policies.** The County has established an economic stabilization reserve policy to ensure that sufficient cash is available in the following year to meet the County's obligations until anticipated revenues are available and to protect the County's essential service programs during periods of economic

downturn or unforeseen catastrophic events. One of the goals of this policy is for the General Fund to maintain a reserve of fund balance from 7% to 12% of the total budget. The unassigned fund balance increased from \$14,633,841 at September 30, 2020 to \$35,150,736 at September 30, 2021. This represented a reserve of 17% of the total budget, which is an increase over the prior year.

Another financial policy the Board has adopted addresses shortfalls in budgeted revenues. During the course of the year, if actual revenues are expected to fall short of the budgeted amount, expenditures are reduced to ensure that a shortage of funds or a significant use of fund balance does not occur.

**Long-term Financial Planning.** The County's General Fund millage was adopted at the rate of 5.0327 mills to follow the Board's direction to keep taxes at the lowest possible level for County residents and businesses, while still maintaining levels of services.

In November 2015, Lake County citizens approved the renewal of the one-cent discretionary infrastructure sales tax with 71 percent of the vote. The current sales tax levy began in 1988 and was subsequently extended through December 2032. The sales tax will continue to be divided equally among the County, School District and cities. County projects paid for through these funds will include public safety vehicles and equipment; sidewalk and road improvements; parks, trails and recreation; water quality and other infrastructure needs.

The County issued \$19,980,000 in Sales Surtax Revenue Bonds in 2018 to fund the construction of an animal shelter and upgrade the County's public safety network. The bonds are secured by a pledge of the infrastructure sales tax discussed above. In October 2019, the County refinanced these bonds at a lower rate, saving the County approximately \$1 million. The new bonds include an additional \$10 million to fund road resurfacing projects.

**Major Initiatives.** The County continued to promote quality of life, spending approximately \$1.3 million on park improvements, and opened the Neighborhood Lakes Scenic Track and Trailhead, a connection to the Wekiva Trail System offering 2.8 miles of multi-use paved trails. The County completed an \$8 million project for a new animal shelter.

Another goal of the County is to enhance public safety. The County hired 12 new firefighters using the award of the federal SAFER (Staffing for Adequate Fire and Emergency Response) grant for \$1.7 million to enhance the Public Safety departments to comply with staffing, response and operational standards. The



County also took over fire services for the cities of Fruitland Park and Mascotte, adding coverage and efficiencies to the system. The County also spent approximately \$1.1 million in 2021 on fire station improvements and broke ground on a new and expanded Fire Station 39 to serve the growing communities in East Lake County.

Another emphasis of the Board is the completion of significant road projects and road maintenance. The County spent approximately \$2.6 million on road resurfacing funded by the bonds described above. The County continued the CR 466A project in northern Lake County, spending approximately \$1 million on Phase III. The County also spent approximately \$3 million on the ongoing Citrus Grove Road project in south Lake County. These projects were partially funded by grants from the Florida Department of Transportation.

**Awards and Acknowledgements.** The Government Finance Officers Association of the United States and Canada (GFOA) awarded a Certificate of Achievement for Excellence in Financial Reporting to Lake County for its Annual Comprehensive Financial Report for the fiscal year ended September 30, 2020. This was the 40th consecutive year that Lake County has received this award. In order to be awarded a Certificate of Achievement, a government must publish an easily readable and efficiently organized Annual Comprehensive Financial Report. This report must satisfy both generally accepted accounting principles and applicable legal requirements.

A Certificate of Achievement is valid for a period of one year only. We believe our current Annual Comprehensive Financial Report continues to meet the Certificate of Achievement Program's requirements and we are submitting it to GFOA to determine its eligibility for another certificate.

In addition, both the Board and Clerk's Office participate in GFOA's Distinguished Budget Award program. In order to qualify for the Distinguished Budget Presentation Award, a budget document must be judged proficient in several categories, including policy documentation, financial planning and organization. The Board has received this award for 15 fiscal years and the Clerk's Office for the last 30 fiscal years.

The preparation of the Annual Comprehensive Financial Report on a timely basis was made possible by the dedicated efforts of the County Finance Department under the Clerk of the Circuit Court and Comptroller of Lake County as auditor and comptroller to the Board of County Commissioners. In addition, without the support of the Board of County Commissioners, Constitutional Officers, County

Manager, and their respective staffs, as well as our external auditors, MSL, P.A., preparation of this report would not have been possible.

Respectfully submitted,

A handwritten signature in blue ink that reads "Kristy Mullane". The signature is written in a cursive, flowing style.

Kristy Mullane, CPA  
Chief Financial Officer

This page intentionally left blank.

# **CERTIFICATE OF ACHIEVEMENT**



Government Finance Officers Association

Certificate of  
Achievement  
for Excellence  
in Financial  
Reporting

Presented to

**Lake County  
Florida**

For its Annual Comprehensive  
Financial Report  
For the Fiscal Year Ended

September 30, 2020

*Christopher P. Morill*

Executive Director/CEO



## INDEPENDENT AUDITOR'S REPORT

Honorable Board of County Commissioners  
Lake County, Florida

### **Report on the Financial Statements**

We have audited the accompanying financial statements of the governmental activities, the business-type activity, each major fund, and the aggregate remaining fund information of Lake County, Florida (the County) as of and for the year ended September 30, 2021, and the related notes to the financial statements, which collectively comprise the County's basic financial statements, as listed in the table of contents.

### ***Management's Responsibility for the Financial Statements***

Management is responsible for the preparation and fair presentation of these financial statements in accordance with accounting principles generally accepted in the United States of America; this includes the design, implementation, and maintenance of internal control relevant to the preparation and fair presentation of financial statements that are free from material misstatement, whether due to fraud or error.

### ***Auditor's Responsibility***

Our responsibility is to express opinions on these financial statements based on our audit. We conducted our audit in accordance with auditing standards generally accepted in the United States of America and the standards applicable to financial audits contained in *Government Auditing Standards* issued by the Comptroller General of the United States. Those standards require that we plan and perform the audit to obtain reasonable assurance about whether the financial statements are free of material misstatement.

An audit involves performing procedures to obtain audit evidence about the amounts and disclosures in the financial statements. The procedures selected depend on the auditor's judgment, including the assessment of the risks of material misstatement of the financial statements, whether due to fraud or error. In making those risk assessments, the auditor considers internal control relevant to the entity's preparation and fair presentation of the financial statements in order to design audit procedures that are appropriate in the circumstances, but not for the purpose of expressing an opinion on the effectiveness of the entity's internal control. Accordingly, we express no such opinion. An audit also includes evaluating the appropriateness of accounting policies used and the reasonableness of significant accounting estimates made by management, as well as evaluating the overall presentation of the financial statements.

We believe that the audit evidence we have obtained is sufficient and appropriate to provide a basis for our audit opinions.

### ***Opinions***

In our opinion, the financial statements referred to above present fairly, in all material respects, the respective financial position of the governmental activities, the business-type activity, each major fund, and the aggregate remaining fund information of the County as of September 30, 2021, and the respective changes in financial position, and, where applicable, cash flows thereof and the respective budgetary comparisons for the General Fund, Federal/State Grants Fund, Mt. Plymouth-Sorrento CRA Fund, Educational System Impact Fees Fund, and Coronavirus State and Local Fiscal Recovery Funds for the year then ended in accordance with accounting principles generally accepted in the United States of America.

**Other Matters**

*Change in Accounting Principle*

As discussed in Note 1 to the financial statements, in the year ended September 30, 2021, the County adopted the provisions of Government Accounting Standards Board Statement (GASBS) Number 84, *Fiduciary Activities*. As a result of the implementation of GASBS 84, the County reported a restatement for the change in accounting principle. Our opinion is not modified with respect to this matter.

*Required Supplementary Information*

Accounting principles generally accepted in the United States of America require that the management’s discussion and analysis and required supplementary information, as listed in the table of contents, be presented to supplement the basic financial statements. Such information, although not a part of the basic financial statements, is required by the Governmental Accounting Standards Board, who considers it to be an essential part of financial reporting for placing the basic financial statements in an appropriate operational, economic, or historical context. We have applied certain limited procedures to the required supplementary information in accordance with auditing standards generally accepted in the United States of America, which consisted of inquiries of management about the methods of preparing the information and comparing the information for consistency with management’s responses to our inquiries, the basic financial statements, and other knowledge we obtained during our audit of the basic financial statements. We do not express an opinion or provide any assurance on the information because the limited procedures do not provide us with sufficient evidence to express an opinion or provide any assurance.

*Other Information*

Our audit was conducted for the purpose of forming opinions on the financial statements that collectively comprise the County’s basic financial statements as a whole. The introductory section, combining and individual fund statements and schedules, Financial Data Schedules – HUD Section 8, and the statistical section, as listed in the table of contents, are presented for purposes of additional analysis and are not a required part of the financial statements.

The combining and individual fund statements and schedules and Financial Data Schedules – HUD Section 8 are the responsibility of management and were derived from, and relate directly to, the underlying accounting and other records used to prepare the financial statements. Such information has been subjected to the auditing procedures applied in the audit of the financial statements and certain additional procedures, including comparing and reconciling such information directly to the underlying accounting and other records used to prepare the financial statements or to the financial statements themselves, and other additional procedures in accordance with auditing standards generally accepted in the United States of America. In our opinion, the combining and individual fund statements and schedules and the Financial Data Schedules – HUD Section 8 are fairly stated, in all material respects, in relation to the basic financial statements as a whole.

The introductory section and statistical section have not been subjected to the auditing procedures applied in the audit of the basic financial statements and, accordingly, we do not express an opinion or provide any assurance on them.

**Other Reporting Required by *Government Auditing Standards***

In accordance with *Government Auditing Standards*, we have also issued our report dated April 25, 2022, on our consideration of the County’s internal control over financial reporting and on our tests of its compliance with certain provisions of laws, regulations, contracts and grant agreements, and other matters. The purpose of that report is to describe the scope of our testing of internal control over financial reporting and compliance and the results of that testing and not to provide an opinion on internal control over financial reporting or on compliance. That report is an integral part of an audit performed in accordance with *Government Auditing Standards* in considering the County’s internal control over financial reporting and compliance.

**MSL, P.A.**

Certified Public Accountants

Orlando, Florida  
April 25, 2022

## **MANAGEMENT'S DISCUSSION AND ANALYSIS**



This page intentionally left blank.

## Management's Discussion and Analysis

As management of Lake County, Florida (the County), we offer readers of the County's financial statements this narrative overview and analysis of the financial activities of Lake County government for the fiscal year ended September 30, 2021. We encourage readers to consider the information presented here in conjunction with additional information that we have furnished in the letters of transmittal, which can be found at pages 3 to 11 of this report.

### Financial Highlights

- Lake County's assets and deferred outflows of resources exceeded its liabilities and deferred inflows of resources at September 30, 2021 by \$354,556,980 (net position). The amount of unrestricted net position is a net deficit of \$156,586,877. The net deficit is primarily the result of the County's proportionate share of the State of Florida Retirement System's net pension liability.
- The County's total net position increased \$50,490,302 from the previous year, with an increase in current year operations of \$216,029 resulting from business-type activity, and a increase of \$50,274,273 resulting from governmental activities.
- At September 30, 2021, Lake County's governmental fund statements report combined ending fund balances of \$150,443,944, an increase of \$35,921,148 from the previous fiscal year. Of this amount, \$35,150,736 remains unassigned in the governmental funds with the remaining balance either nonspendable, restricted, committed or assigned in the various governmental fund types.
- The General Fund, the County's primary operating fund, reported an unassigned fund balance of \$35,150,736 and an increase in total fund balance from the last fiscal year of \$14,563,267. The unassigned general fund balance of \$35,150,736 represents approximately 17% of total general fund expenditures.
- Total bonded debt outstanding at year-end amounted to \$103,695,000 of which \$54,200,000 related to direct placements.

### Overview of the Financial Statements

This discussion and analysis is intended to serve as an introduction to Lake County's basic financial statements. The County's basic financial statements are comprised of three components: 1) government-wide financial statements, 2) fund financial statements, and 3) notes to the financial statements. There is additional supplementary information following the financial statements that may be of interest to the reader.

## Government-Wide Financial Statements

Government-wide financial statements are designed to provide the reader with a broad overview of the County's financial position, in a manner similar to a private-sector business. They include a **Statement of Net Position** and a **Statement of Activities**. These statements appear on pages 33 to 35 of the report.

The **Statement of Net Position** presents the County's assets and deferred outflows of resources less its liabilities and deferred inflows of resources at year end. The difference between these amounts is reported as net position. Changes in net position over time may serve as a useful indicator of whether the financial position of the County is improving or deteriorating.

The **Statement of Activities** presents information showing how the County's net position changed during the fiscal year. All changes in net position are reported as soon as the underlying event giving rise to the change occurs, regardless of the timing of related cash flows. Thus, revenues and expenses are reported in this statement for some items that will only result in cash flows in future fiscal periods (for example, accounts payable and earned but unused vacation leave.)

Both statements attempt to distinguish functions of the County that are principally supported by taxes and intergovernmental revenues (governmental activities) from other functions that are intended to recover all or a significant portion of their costs through user fees and charges (business-type activity). Governmental activities include general government, public safety, physical environment, transportation, economic environment, human services, culture and recreation, and court-related expenses. Business-type activity includes a solid waste system and landfills to dispose of solid waste.

**Fund financial statements.** A fund is a grouping of related accounts that is used to maintain control over resources that have been segregated for specific activities or objectives. The County, like other state and local governments, uses fund accounting to ensure and demonstrate compliance with finance-related legal requirements. All of the County's funds can be divided into three categories: governmental funds, proprietary funds, and fiduciary funds.

**Governmental funds.** Governmental funds are used to account for essentially the same functions reported as governmental activities in the government-wide financial statements. However, unlike the government-wide financial statements, governmental fund financial statements focus on near-term inflows and outflows of spendable resources, as well as on balances of spendable resources available at the end of the fiscal year. Such information may be useful in evaluating the County's near-term financing requirements.

Because the focus of governmental funds is narrower than that of the government-wide financial statements, it is useful to compare the information presented for governmental funds with similar information presented for governmental activities in the

government-wide financial statements. By doing so, readers may better understand the long-term impact of the government's near-term financing decisions. Both the Governmental Fund Balance Sheet and the Governmental Fund Statement of Revenues, Expenditures and Changes in Fund Balances provide a reconciliation to facilitate this comparison between governmental funds and governmental activities.

The County maintains 37 individual governmental funds. Information is presented separately in the Governmental Fund Balance Sheet and in the Governmental Fund Statement of Revenues, Expenditures and Changes in Fund Balances for the General Fund, Federal/State Grants Special Revenue Fund, Mt. Plymouth-Sorrento CRA Special Revenue Fund, Educational System Impact Fees Special Revenue Fund, and the Coronavirus State and Local Fiscal Recovery Funds Special Revenue Fund, all of which are considered to be major funds. Data from the other 32 governmental funds are combined into a single, aggregated presentation. Individual fund data for each of these nonmajor governmental funds is provided in the form of combining statements elsewhere in this report.

Each Constitutional Officer adopts an annual appropriated budget for its general fund. The general funds of the Board and Constitutional Officers are then combined and eliminations of intergovernmental receivables, payables and operating transfers are made. A budgetary comparison statement of this consolidated General Fund has been provided to demonstrate compliance with the county-wide adopted budget.

The basic governmental fund financial statements can be found on pages 36 to 49 of this report.

**Proprietary funds.** The County maintains and presents two types of proprietary funds: enterprise and internal service, which can be found on pages 50 to 53 of this report.

Enterprise funds are used to report the same functions presented as business-type activity in the government-wide financial statements. The County has one enterprise fund which is used to account for the activities of its solid waste management system.

Internal service funds are an accounting tool used to accumulate and allocate costs internally among various functions. The County uses internal service funds to account for its fleet of vehicles, and for its self-insured health and general liability programs. Because both of these services predominately benefit governmental rather than business-type functions, they have been included within governmental activities in the government-wide financial statements.

Proprietary funds provide the same type of information as the government-wide financial statements, only in more detail. The Landfill Fund is considered to be a major fund of the County. Conversely, all internal service funds are combined into a single, aggregated presentation in the proprietary fund financial statements. Individual fund data for the internal service funds is provided in the form of combining statements elsewhere in this report.

**Fiduciary funds.** Fiduciary funds are used to account for resources held for the benefit of parties outside the government. Fiduciary funds are *not* reflected in the government-wide financial statements because the resources of those funds are *not* available to support the County's own programs.

The basic fiduciary fund financial statements can be found on pages 54 to 55 of this report.

**Notes to financial statements.** The notes provide additional information that is essential to a full understanding of the information provided in the government-wide and fund financial statements. The notes to the financial statements can be found on pages 57 to 95 of this report.

**Other information.** The combining statements referred to earlier in connection with nonmajor governmental funds and internal service funds are presented immediately following the notes to the financial statements. Combining and individual fund statements and schedules can be found on pages 108 to 165 of this report.

### **Government-Wide Financial Analysis**

As noted earlier, net position may serve over time as a useful indicator of the County's financial position. In the case of Lake County, governmental activities assets and deferred outflows of resources exceed liabilities and deferred inflows of resources by \$346,841,904 at September 30, 2021.

By far the largest portion of the County's governmental activities net position, \$397,641,636, reflects its investment in capital assets (e.g., infrastructure, land, buildings, machinery, and equipment), less any related debt used to acquire those assets that is still outstanding. These capital assets are used to provide services to citizens; consequently, these assets are *not* available for future spending. Although the investment in capital assets is reported net of related debt, it should be noted that the resources needed to repay this debt must be provided from other sources, since the capital assets themselves cannot be used to liquidate these liabilities.

The following is a summary of Lake County net position for governmental and business-type activities for 2021 and 2020, with amounts expressed in thousands:

	<b>Governmental Activities</b>		<b>Business-Type Activity</b>		<b>Total</b>	
	<b>2021</b>	<b>2020</b>	<b>2021</b>	<b>2020</b>	<b>2021</b>	<b>2020</b>
<b>Current and other assets</b>	\$ 250,819	\$ 161,637	\$ 5,772	\$ 5,028	\$ 256,591	\$ 166,665
<b>Capital Assets</b>	495,603	497,515	11,049	11,281	506,652	508,796
<b>Total Assets</b>	<u>746,422</u>	<u>659,152</u>	<u>16,821</u>	<u>16,309</u>	<u>763,243</u>	<u>675,461</u>
<b>Deferred Outflows</b>	<u>64,743</u>	<u>84,785</u>	<u>322</u>	<u>509</u>	<u>65,065</u>	<u>85,294</u>
<b>Long-term liabilities outstanding</b>	220,660	379,684	7,147	7,625	227,807	387,309
<b>Other liabilities</b>	106,347	49,631	1,563	1,670	107,910	51,301
<b>Total Liabilities</b>	<u>327,007</u>	<u>429,315</u>	<u>8,710</u>	<u>9,295</u>	<u>335,717</u>	<u>438,610</u>
<b>Deferred Inflows</b>	<u>137,316</u>	<u>18,054</u>	<u>718</u>	<u>24</u>	<u>138,034</u>	<u>18,078</u>
<b>Net Position:</b>						
<b>Net investment in capital assets</b>	397,642	394,177	11,049	11,281	408,691	405,458
<b>Restricted</b>	102,453	78,587	-	-	102,453	78,587
<b>Unrestricted (deficit)</b>	<u>(153,253)</u>	<u>(176,196)</u>	<u>(3,334)</u>	<u>(3,782)</u>	<u>(156,587)</u>	<u>(179,978)</u>
<b>Total Net Position</b>	<u>\$ 346,842</u>	<u>\$ 296,568</u>	<u>\$ 7,715</u>	<u>\$ 7,499</u>	<u>\$ 354,557</u>	<u>\$ 304,067</u>

An additional portion of the County's governmental activities net position, \$102,453,094, represents resources that are subject to external restrictions on how they may be used. The remaining balance of governmental activities net position is an unrestricted deficit of \$153,252,826 resulting primarily from the County's net pension liability.

External restrictions may be imposed by creditors (such as through debt covenants), grantors, contributors, laws or regulations of other governments, or imposed by law through constitutional provisions or enabling legislation.

Enabling legislation may include ordinances passed by the County which requires that revenues collected be spent for particular purposes. Some examples of these restrictions include revenues from gas taxes, road impact fees, fire special assessments, and infrastructure sales tax.

Net position in the Landfill Fund (Business-type Activity) consists of the net investment in capital assets of \$11,049,127 and unrestricted net deficit of \$3,334,051 resulting from the landfill closure/post-closure care liability and the County's net pension liability; the overall net position is \$7,715,076.

### **Governmental Activities**

Governmental activities account for 98% of the County's net position. One of the major components of general revenue collected by governmental activities is property taxes. Overall property taxes collected amounted to \$143,753,596, an increase of \$11,630,057 from the prior year. This increase was due to an increase in taxable value of about 9%. Other taxes amounted to \$33,140,193 and include infrastructure sales tax (\$20,231,000), gas taxes (\$7,798,471), communications services taxes (\$1,416,219) and tourist development taxes (\$3,694,503).

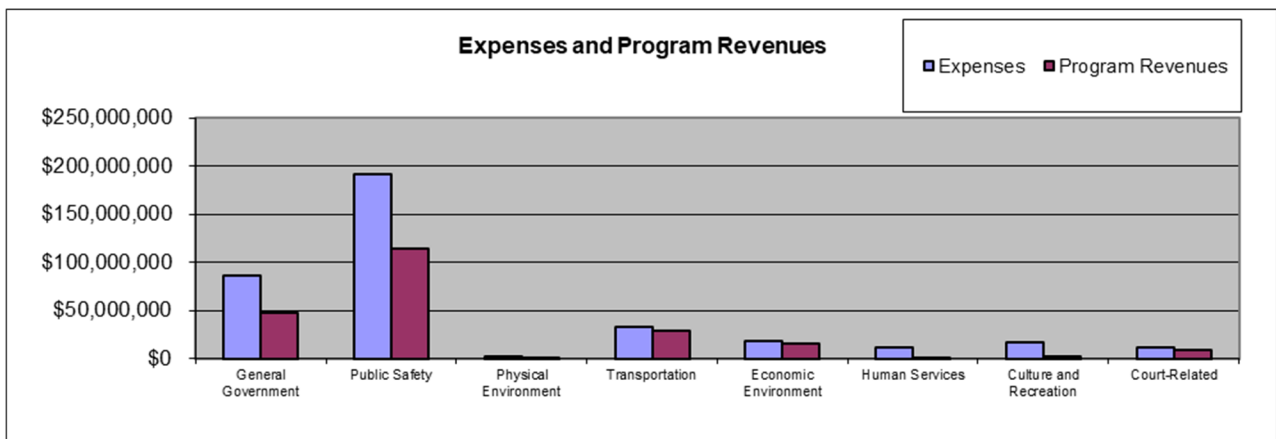
Other variances in governmental activities include:

- Other ad valorem taxes include the Stormwater Management, Parks and Roads Municipal Services Taxing Unit Fund, the Lake County Ambulance Fund, the Municipal Services Taxing Unit for Fire Protection Fund and Voter Approved Debt. The tax rate for the stormwater, parks and roads MSTU was .4957 mills, consistent with prior year. The Ambulance fund adopted a millage rate of .4629 mills, the same as last year. The MSTU for Fire Protection is used to provide funds for advanced life support services by the Fire department. This millage was .4704 in 2021 and 2020. The Voter Approved Debt millage was .1100 in 2021 and 2020. These funds are used to pay debt service on bonds issued to purchase environmentally sensitive land. Collections from these four taxes amounted to about \$24 million of the total approximately \$143 million that was collected, an increase from \$22 million in the previous year, due to increases in taxable value.
- In 2021, the COVID-19 pandemic, created by the spread of a novel strain of the coronavirus, has continued to create economic disruptions throughout the Country but there have been some recovery efforts. Operating grants increased by approximately \$60 million, primarily the result of the Coronavirus Aid, Relief and Economic Security Act (CARES Act) and other grants for expenses related to the pandemic, as well as economic assistance to businesses and residents, including emergency rental assistance.
- Capital grants increased approximately \$30 million. This was primarily the result of the reclassification of school impact fees from a Fiduciary Fund to a Special Revenue Fund as part of the implementation of Government Accounting Standards Board (GASB) Statement 84, *Fiduciary Activities*. There was also a corresponding increase in general government expenses as part of this implementation.
- Public safety expenses increased approximately \$19 million, primarily the result of increased expenses related to the CARES Act grant of approximately \$50 million, which was offset primarily by a reduction in expenses related to the net pension liability.

The following is a summary of Lake County governmental and business-type activities for 2021 and 2020, including revenues and expenses, with amounts expressed in thousands:

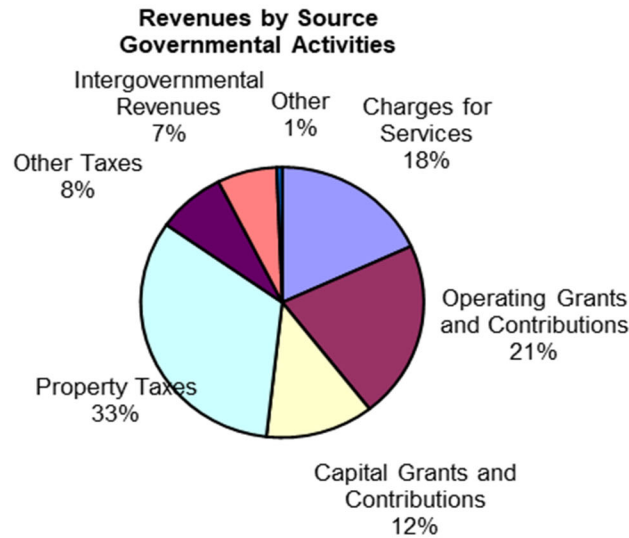
	Governmental Activities		Business-Type Activities		Total	
	2021	2020	2021	2020	2021	2020
<b>Revenues:</b>						
<b>Program Revenues:</b>						
Charges for services	\$ 77,030	\$ 70,522	\$ 15,273	\$ 14,965	\$ 92,303	85,487
Operating grants and contributions	89,913	30,655	-	1	89,913	30,656
Capital grants and contributions	52,358	21,517	-	-	52,358	21,517
<b>General Revenues:</b>						
Property taxes	143,754	132,124	-	-	143,754	132,124
Other taxes	33,140	28,668	-	-	33,140	28,668
Intergovernmental	28,835	24,389	-	-	28,835	24,389
Other	2,658	6,071	108	241	2,766	6,312
<b>Total Revenues</b>	<b>427,688</b>	<b>313,946</b>	<b>15,381</b>	<b>15,207</b>	<b>443,069</b>	<b>329,153</b>
<b>Expenses:</b>						
General Government	86,043	53,829	-	-	86,043	53,829
Public Safety	191,760	173,073	-	-	191,760	173,073
Physical Environment	1,822	2,291	-	-	1,822	2,291
Transportation	33,522	36,383	-	-	33,522	36,383
Economic Environment	18,675	11,692	-	-	18,675	11,692
Human Services	11,035	10,779	-	-	11,035	10,779
Culture and Recreation	17,143	12,663	-	-	17,143	12,663
Court-Related	11,693	11,649	-	-	11,693	11,649
Interest on long-term debt	3,709	4,099	-	-	3,709	4,099
Landfill	-	-	17,177	16,172	17,177	16,172
<b>Total Expenses</b>	<b>375,402</b>	<b>316,458</b>	<b>17,177</b>	<b>16,172</b>	<b>392,579</b>	<b>332,630</b>
<b>Change in net position before transfers</b>	<b>52,286</b>	<b>(2,512)</b>	<b>(1,796)</b>	<b>(965)</b>	<b>50,490</b>	<b>(3,477)</b>
<b>Transfers</b>	<b>(2,012)</b>	<b>(2,680)</b>	<b>2,012</b>	<b>2,680</b>	<b>-</b>	<b>-</b>
<b>Change in net position</b>	<b>50,274</b>	<b>(5,192)</b>	<b>216</b>	<b>1,715</b>	<b>50,490</b>	<b>(3,477)</b>
<b>Net Position Beginning</b>	<b>296,568</b>	<b>301,760</b>	<b>7,499</b>	<b>5,784</b>	<b>304,067</b>	<b>307,544</b>
<b>Net Position Ending</b>	<b>\$ 346,842</b>	<b>\$ 296,568</b>	<b>\$ 7,715</b>	<b>\$ 7,499</b>	<b>\$ 354,557</b>	<b>\$ 304,067</b>

The following graph is a comparison of program revenues and program expenses for all governmental activities. This chart is intended to give the reader an idea of the degree to which governmental activities are self-supporting.





The following pie chart illustrates the composition of governmental activities revenue and its percent in relation to total governmental revenues.



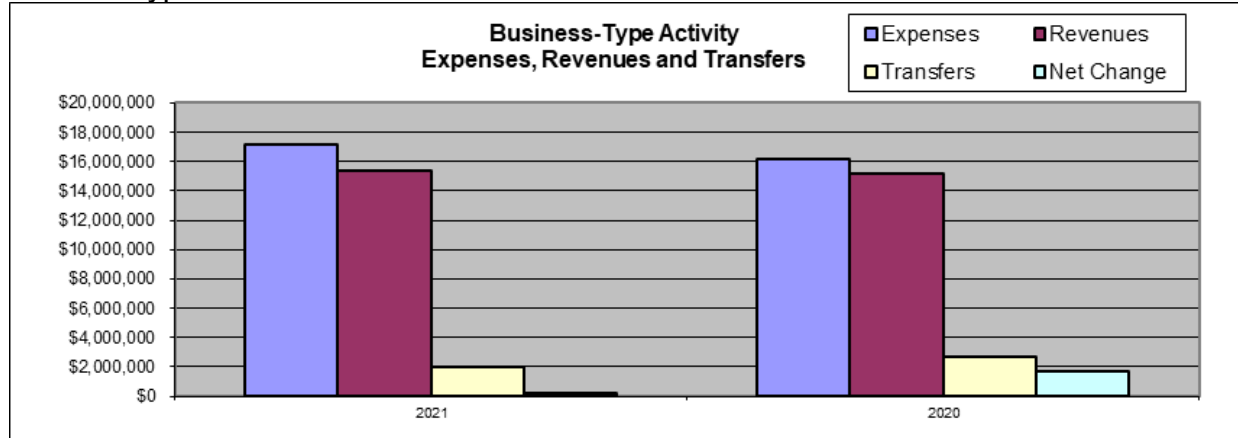
### **Business-Type Activity**

The County has only one business-type activity which is the solid waste management system. The system consists of one operating and six closed landfills. The operating landfill is the Central Landfill Phase III. The six closed landfills are located in Astatula, Umatilla, Lady Lake and Clermont. The Phase III landfill, consisting of two cells, the Ash Cell and Municipal Solid Waste Cell, was completed in 2009. The Ash Cell started accepting waste in 2011. Currently, disposal of waste is primarily transported to a landfill outside Lake County, instead of the Lake County Landfill.

The activities of the solid waste management system are reported in the Landfill Fund. Overall, the fund finished the year favorably with an increase in net position of \$216,029; this was lower than the prior year increase of \$1,714,582 due to capital contributions in 2020. Revenues were comparable from 2020 to 2021 at approximately \$15 million. Operating expenses remained fairly consistent for 2020 and 2021 at approximately \$17 million. This resulted in an operating loss of \$1.8 million. The County's transfers in from the General Fund were approximately \$3.0 million and 2020 to \$3.1 million in 2021.

All of these factors and the impact of recording the County's net pension liability resulted in a deficit of unrestricted net position of \$3,334,051 with an overall positive net position of \$7,715,076 which increased from the net position of \$7,499,047 for 2020.

The following chart is a comparison of expenses, revenues and transfers by year for business-type activities:



### Financial Analysis of the County's Funds

As noted earlier, the County uses fund accounting to ensure and demonstrate compliance with finance-related legal requirements.

**Governmental funds.** The focus of governmental funds is to provide information on near-term inflows, outflows, and balances of spendable resources. Such information is useful in assessing the County's financing requirements. In particular, assigned and unassigned fund balance may serve as a useful measure of a government's net resources available for spending at the end of the fiscal year.

The combined ending fund balance for all governmental funds at September 30, 2021 was \$150,443,944, an increase of \$35,921,148 from the prior year. The combined fund balance includes approximately \$5.3 million in restricted bond proceeds which is discussed under section "Long-Term Debt" on pages 30 to 31. The fund balance in the General Fund increased by about \$14.6 million to \$38,034,825, increasing the unassigned fund balance to \$35,150,736. The increase in the fund balance in the General Fund resulted primarily from increased revenues related to property taxes. For additional information, refer to the section "Governmental Activities" beginning on page 23.

The ending fund balances in governmental funds for 2021 and 2020 were classified as follows:

	2021	2020
<b>Nonspendable</b>	\$ 2,211,316	\$ 247,717
<b>Restricted</b>	97,842,289	79,100,066
<b>Committed</b>	12,170,952	11,534,280
<b>Assigned</b>	3,068,651	9,006,892
<b>Unassigned</b>	35,150,736	14,633,841
<b>Total Fund Balances</b>	<u>\$ 150,443,944</u>	<u>\$ 114,522,796</u>

The County's chief operating fund is the General Fund. The General Fund as presented in the accompanying financial statements includes the general funds of the

Board of County Commissioners, Clerk of the Circuit Court and Comptroller, Sheriff, Tax Collector, Property Appraiser and Supervisor of Elections. Eliminations have been made in combining these funds so that intergovernmental transactions have been eliminated.

In addition to the General Fund, the County has four governmental funds that are considered major funds under criteria set forth by GASB Statement Number 34. Those funds include the Federal/State Grants Special Revenue Fund, the Mt. Plymouth-Sorrento CRA Special Revenue Fund, the Educational System Impact Fees Special Revenue Fund and the Coronavirus State and Local Fiscal Recovery Funds Special Revenue Fund. A brief discussion of these funds follows:

**Federal/State Grants:** This fund is used to account for revenues and expenditures related to certain Federal and State grants, including public safety grants for emergency management and homeland security, transportation grants for highway planning and construction, and various community safety and compliance grants. Revenues were \$13,208,628 in 2021 and \$8,812,863 in 2020. Expenditures were \$13,206,802 in 2021 and \$8,812,420 in 2020. The increase primarily resulted from an increase in grant funds related to the pandemic, including emergency rental assistance.

**Mt. Plymouth-Sorrento CRA:** The fund was created in 2015 to account for revenues and expenditures for the CRA redevelopment projects. The primary revenue source is certain ad valorem taxes collected within the boundaries of the CRA. Revenues were \$79,923 in 2021 and \$57,597 in 2020; there were expenditures of \$670 in 2021 and \$2,451 in 2020. Increases in tax revenues related to increased property values.

**Educational System Impact Fees Fund:** This fund is used to account for the collection and distribution of impact fees pertaining to the Lake County District School Board. The fees are set by the Board of County Commissioners and are collected from the issuance of building permits in the County. Funds collected must be used by the school board for capital projects. This fund was reclassified from a Fiduciary Fund to a Special Revenue Fund as part of the implementation of GASB Statement 84, *Fiduciary Activities*. Revenues and expenditures for 2021 were \$34,692,659.

**Coronavirus State and Local Fiscal Recovery Funds Fund:** This fund was created in 2021 to account for grant funds received by the County as part of the American Rescue Plan Act (ARPA), a federal response to the effects of the pandemic. The County received approximately \$36 million in 2021, which is approximately half of the total funds allocated to the County; \$496,774 of those funds were recognized as revenues and expenditures in 2021, with the remaining funds recorded as unearned revenues at September 30, 2021. These remaining funds will be spent in future years but no later than December 2024.

**Proprietary funds:** The County's proprietary funds provide the same type of information found in the government-wide financial statements, but in more detail. The County's only enterprise fund is the Landfill Fund, and financial highlights are discussed above, under business-type activity.

## General Fund Budgetary Highlights

Differences between the original budget and the final amended budget was \$52,153,019 (increase in appropriations for expenditures). The increase included approximately \$47 million in public safety for CARES Act funding that was budgeted in Non-Departmental.

Actual revenues were higher than the final adopted budget by \$7,838,574. Approximately \$3.4 million related to state shared revenues, approximately \$2 million related to property taxes collected and approximately \$1.7 million related to charges for services over budgeted amounts; budgets for these areas were conservative due to the pandemic.

Actual expenditures in the General Fund were under the final amended budget by \$9,225,440. A brief description of some of these differences follows:

- General government differences of \$5,553,260 from spending in personal services and operating expenses being lower than budgeted amounts, and approximately \$2 million in capital projects being delayed, including \$1.4 million for self-contained breathing apparatus and about \$850,000 for the Supervisor of Elections facility.
- Differences in public safety of \$2,492,865 resulted primarily from amounts budgeted for the CARES Act that were not spent this year.

## Capital Assets and Debt Administration

**Capital assets.** The County's investment in capital assets for its governmental and business-type activity as of September 30, 2021, amounts to \$506,651,746 (net of accumulated depreciation). This investment in capital assets includes land, buildings, improvements, machinery and equipment, park facilities, and roads completed and put into use during the period from fiscal year 1980 to 2021.

The County has a locally imposed Infrastructure Sales Surtax, a one-cent sales tax that can be used for infrastructure. These funds are used for public safety vehicles and equipment; sidewalk and road improvements; trails and recreation; water quality and other infrastructure needs.

Additions to building included the completion of the new Animal Shelter for about \$8 million. The County also completed about \$4 million in renovations to the Judicial Center. Capitalizing these buildings resulted in a reduction of construction work in progress (CWIP). In improvements other than buildings, the County completed a \$1 million project to interconnect the Tavares downtown chiller plants and completed approximately \$700,000 in other park improvements.

The County continued improvements on CR 466A, a major road project in northern Lake County, spending approximately \$1 million on Phase III B. The County also spent about \$3 million on Citrus Grove Road in south Lake County, primarily related to Phase III, with the amounts from both projects being added to CWIP. The County also completed approximately \$2.6 million in county-wide resurfacing projects.

All of these governmental projects were offset by approximately \$27 million of depreciation expenses.

The following is a summary of Lake County's capital assets for governmental and business-type activities for 2021 and 2020, net of accumulated depreciation, with amounts expressed in thousands.

	LAKE COUNTY'S CAPITAL ASSETS					
	Governmental Activities		Business-Type Activity		Total	
	2021	2020	2021	2020	2021	2020
Land	\$ 109,455	\$ 109,474	\$ 3,183	\$ 3,183	\$ 112,638	\$ 112,657
Buildings	158,933	152,894	190	268	159,123	153,162
Improvements other than buildings	22,919	22,905	6,928	6,975	29,847	29,880
Machinery and equipment	27,158	22,054	610	753	27,768	22,807
Infrastructure	139,370	147,407	-	-	139,370	147,407
Construction work in progress	37,768	42,781	138	102	37,906	42,883
<b>Total</b>	<b>\$ 495,603</b>	<b>\$ 497,515</b>	<b>\$ 11,049</b>	<b>\$ 11,281</b>	<b>\$ 506,652</b>	<b>\$ 508,796</b>

Additional information on capital assets can be found in Note 5 to the financial statements.

### Long-Term Debt

At September 30, 2021, Lake County had debt outstanding of \$103,695,000 of which \$54,200,000 related to direct placements:

#### **\$25,845,000 in Capital Improvement Refunding Revenue Bonds, Series 2015A:**

These bonds were issued to partially refund the Capital Improvement Revenue Bonds, Series 2007, that were originally issued to provide funds to acquire, construct and equip various capital improvements, including the courthouse and other government buildings in downtown Tavares. The bonds are secured by a pledge of the half cent sales tax. The bond, a direct placement, is held by Regions Capital Advantage, Inc. Final maturity is in 2026. The balance at September 30, 2021 was \$14,630,000.

#### **\$50,140,000 in Capital Improvement Refunding Revenue Bonds, Series 2015B:**

These bonds were issued to partially refund the Capital Improvement Revenue Bonds, Series 2007, that were originally issued to provide funds to acquire, construct and equip various capital improvements, including the courthouse and other government buildings in downtown Tavares. These bonds are secured by a pledge of the half cent sales tax. Final maturity is in 2037. The bonds are rated AA- by Fitch, Inc. and A1 by Moody's Investors Service, Inc. The balance at September 30, 2021 was \$49,495,000.

**\$20,950,000 in Limited General Obligation Refunding Bonds, Series 2015:**

These bonds were issued to partially refund the Limited General Obligation Bonds, Series 2007. These bonds are secured by ad valorem taxes assessed at an amount not to exceed 1/3 of 1 mill as approved by referendum on November 2, 2004. The bonds were issued to acquire and improve lands within the County, to protect drinking water sources, preserve natural areas and protect open space from overdevelopment. The bond, a direct placement, is held by Citizens First Bank. Final maturity is in 2026. The balance at September 30, 2021 was \$11,835,000.

**\$3,635,000 Sales Tax Refunding Revenue Bond (Pari-Mutuel Revenues Replacement Program), Series 2011:** The County issued this bond in 2011 in a current refunding of the Sales Tax Revenue Bonds (Pari-Mutuel Revenues Replacement Program) Series 2000 that were previously outstanding. The refunding was undertaken to reduce debt service payments. The refunding bond is secured by sales tax revenues which are paid to the County by the State of Florida as a replacement for funds previously distributed from pari-mutuel wagering revenues. Final maturity is in 2030. The original bonds were issued in 2001 to fund county-wide recreation projects. In 2013, the bond was modified and reissued at a reduced rate resulting in a net present value savings of \$195,930. The interest rate decreased from 3.91% to 3.12%. The bond, a direct placement, is held by Branch Banking & Trust Company, now Truist. The balance outstanding at September 30, 2021 was \$1,940,000.

**\$28,045,000 in Sales Surtax Revenue and Refunding Bonds, Series 2019:** These bonds were issued to refund the Sales Surtax Revenue Bonds, Series 2018, that were originally issued to provide funds to construct a new animal shelter and upgrade the County's public safety radio network. The bonds also provide funds for \$10 million in road resurfacing projects. The bonds are secured by a pledge of the levy of the one cent local government Infrastructure Sales Surtax Revenues. The bond, a direct placement, is held by SunTrust, now Truist. Final maturity is in 2032. The balance at September 30, 2021 was \$25,795,000.

Additional information on long-term debt can be found in Note 7 to the financial statements.

**Economic Factors and Next Year's Budgets and Rates**

- The unemployment rate was estimated at 4.3% for Lake County, 4.8% for the State of Florida and 4.7% for the nation at September 30, 2021. Last year's rate for the County was 7.4%; the decrease in unemployment in 2021 resulted from recovery from the effects of the pandemic.
- Over the last 12 months, inflation nationally as indicated by the consumer price index increased 5.4% as of September 30, 2021.

These factors were considered in preparing the County's budget for Fiscal Year 2022. In addition, at its final budget hearing on September 28, 2021, the Board adopted the following millage rates:

General Fund:	5.0529	mills
Stormwater, Parks and Roads:	0.4957	mills
Lake County Ambulance Fund:	0.4629	mills
Voter Approved Debt:	0.0918	mills
Fire/EMS MSTU:	0.5138	mills

### **Requests for Information**

This financial report is designed to provide a general overview of the Lake County finances for all of those with an interest in the government's finances. Questions concerning any of the information provided in this report or requests for additional financial information should be addressed to the Lake County Clerk of the Circuit Court and Comptroller's Office, County Finance Department, 315 West Main Street, Tavares, Florida 32778.

**LAKE COUNTY, FLORIDA**  
**STATEMENT OF NET POSITION**  
**September 30, 2021**

	<u>Governmental Activities</u>	<u>Business-Type Activity</u>	<u>Total</u>
<b>Assets</b>			
<b>Current Assets:</b>			
Cash and Cash Equivalents	\$ 219,950,932	\$ 5,754,913	\$ 225,705,845
Accounts Receivable	3,431,015	17,442	3,448,457
Due from Other Governments	19,478,422	-	19,478,422
Inventories	987,478	-	987,478
Prepaid Expenses	1,559,960	-	1,559,960
<b>Total Current Assets</b>	<b>245,407,807</b>	<b>5,772,355</b>	<b>251,180,162</b>
<b>Noncurrent Assets:</b>			
Assessments Receivable	87,013	-	87,013
Restricted Cash and Investments	5,324,691	-	5,324,691
Land and Other Nondepreciable Assets	147,223,392	3,321,115	150,544,507
Depreciable Capital Assets, Net	348,379,227	7,728,012	356,107,239
<b>Total Noncurrent Assets</b>	<b>501,014,323</b>	<b>11,049,127</b>	<b>512,063,450</b>
<b>Total Assets</b>	<b>746,422,130</b>	<b>16,821,482</b>	<b>763,243,612</b>
<b>Deferred Outflows of Resources</b>			
Deferred Outflows Related to Pensions	47,955,107	321,668	48,276,775
Deferred Amounts Related to Refunding	3,098,491	-	3,098,491
Deferred Outflows Related to OPEB	13,689,237	-	13,689,237
<b>Total Deferred Outflows of Resources</b>	<b>64,742,835</b>	<b>321,668</b>	<b>65,064,503</b>
<b>Liabilities</b>			
<b>Current Liabilities:</b>			
Accounts Payable	11,053,492	1,165,602	12,219,094
Retainage Payable	243,600	-	243,600
Accrued Liabilities	6,251,194	70,435	6,321,629
Due to Other Governments	17,606,629	-	17,606,629
Unearned Revenue	48,114,716	-	48,114,716
Deposits	2,336,415	14,460	2,350,875
Estimated Claims Payable	5,083,141	-	5,083,141
Current Portion of Long-Term Obligations	15,657,470	312,061	15,969,531
<b>Total Current Liabilities</b>	<b>106,346,657</b>	<b>1,562,558</b>	<b>107,909,215</b>
<b>Noncurrent Liabilities:</b>			
Noncurrent Portion of Long-Term Obligations	105,147,419	113,456	105,260,875
Net Pension Liability	67,679,327	429,380	68,108,707
Total OPEB Liability	47,833,626	-	47,833,626
Landfill Closure and Post Closure Care Costs	-	6,604,491	6,604,491
<b>Total Noncurrent Liabilities</b>	<b>220,660,372</b>	<b>7,147,327</b>	<b>227,807,699</b>
<b>Total Liabilities</b>	<b>327,007,029</b>	<b>8,709,885</b>	<b>335,716,914</b>
<b>Deferred Inflows of Resources</b>			
Deferred Inflows Related to Pensions	122,936,867	718,189	123,655,056
Deferred Inflows Related to OPEB	14,379,165	-	14,379,165
<b>Total Deferred Inflows of Resources</b>	<b>137,316,032</b>	<b>718,189</b>	<b>138,034,221</b>
<b>Net Position</b>			
Net Investment in Capital Assets	397,641,636	11,049,127	408,690,763
Restricted for Transportation Expenses	31,038,674	-	31,038,674
Restricted for Public Safety	27,710,871	-	27,710,871
Restricted for Tourist Development	6,915,692	-	6,915,692
Restricted for Debt Service	1,154,453	-	1,154,453
Restricted for Housing Programs	3,192,220	-	3,192,220
Restricted for Special Revenues Other	4,837,753	-	4,837,753
Restricted for Construction/Capital	27,603,431	-	27,603,431
Unrestricted	(153,252,826)	(3,334,051)	(156,586,877)
<b>Total Net Position</b>	<b>\$ 346,841,904</b>	<b>\$ 7,715,076</b>	<b>\$ 354,556,980</b>

The notes to the financial statements are an integral part of this statement.



This page intentionally left blank.

**LAKE COUNTY, FLORIDA**  
**STATEMENT OF ACTIVITIES**  
**For the Year Ended September 30, 2021**

Functions/Programs	Program Revenues				Net (Expense) Revenue and Change in Net Position		
	Expenses	Charges for Services	Operating Grants and Contributions	Capital Grants and Contributions	Governmental Activities	Business-Type Activity	Total
<b>Governmental Activities:</b>							
General Government	\$ 86,043,497	\$ 12,537,523	\$ 448,479	\$ 34,692,659	\$ (38,364,836)	\$ -	\$ (38,364,836)
Public Safety	191,759,563	52,148,487	61,121,367	1,365,137	(77,124,572)	-	(77,124,572)
Physical Environment	1,822,346	315,871	9,279	-	(1,497,196)	-	(1,497,196)
Transportation	33,522,018	2,341,317	12,196,881	14,995,880	(3,987,940)	-	(3,987,940)
Economic Environment	18,675,102	-	15,220,497	-	(3,454,605)	-	(3,454,605)
Human Services	11,034,693	278,957	189,203	-	(10,566,533)	-	(10,566,533)
Culture and Recreation	17,142,843	382,404	187,040	1,304,002	(15,269,397)	-	(15,269,397)
Court-Related	11,692,534	9,025,534	242,861	-	(2,424,139)	-	(2,424,139)
Interest on Long-Term Debt	3,708,629	-	297,667	-	(3,410,962)	-	(3,410,962)
<b>Total Governmental Activities</b>	<b>375,401,225</b>	<b>77,030,093</b>	<b>89,913,274</b>	<b>52,357,678</b>	<b>(156,100,180)</b>	<b>-</b>	<b>(156,100,180)</b>
<b>Business-Type Activity:</b>							
Landfill	17,176,446	15,272,520	-	-	-	(1,903,926)	(1,903,926)
<b>Total Primary Government</b>	<b>\$ 392,577,671</b>	<b>\$ 92,302,613</b>	<b>\$ 89,913,274</b>	<b>\$ 52,357,678</b>	<b>(156,100,180)</b>	<b>(1,903,926)</b>	<b>(158,004,106)</b>
<b>General Revenues</b>							
Taxes:							
Property Taxes					143,753,596	-	143,753,596
Sales Taxes					20,231,000	-	20,231,000
Gas Taxes					7,798,471	-	7,798,471
Communication Services Tax					1,416,219	-	1,416,219
Tourist Development Taxes					3,694,503	-	3,694,503
Intergovernmental Revenues, unrestricted					28,834,740	-	28,834,740
Investment Income					316,783	16,106	332,889
Miscellaneous income					2,340,756	92,234	2,432,990
<b>Transfers</b>					(2,011,615)	2,011,615	-
<b>Total General Revenues and Transfers</b>					<b>206,374,453</b>	<b>2,119,955</b>	<b>208,494,408</b>
<b>Change in Net Position</b>					<b>50,274,273</b>	<b>216,029</b>	<b>50,490,302</b>
<b>Net Position at Beginning of Year</b>					<b>296,567,631</b>	<b>7,499,047</b>	<b>304,066,678</b>
<b>Net Position at End of Year</b>					<b>\$ 346,841,904</b>	<b>\$ 7,715,076</b>	<b>\$ 354,556,980</b>

The notes to the financial statements are an integral part of this statement.

**LAKE COUNTY, FLORIDA  
BALANCE SHEET  
GOVERNMENTAL FUNDS  
September 30, 2021**

	<b>General Fund</b>	<b>Federal/ State Grants</b>	<b>Mt. Plymouth- Sorrento CRA</b>
<b>Assets</b>			
Cash	\$ 4,248,145	\$ -	\$ -
Pooled Cash and Investments	38,841,057	7,906,769	225,095
Accounts Receivable	1,513,854	6,314	-
Assessments Receivable	-	-	-
Due from Other Funds	1,715,246	-	-
Intragovernmental Receivables	56,407	-	-
Due from Other Governments	3,191,307	1,808,912	-
Inventories	254,089	-	-
Prepaid Expenditures	-	-	-
<b>Total Assets</b>	<b>\$ 49,820,105</b>	<b>\$ 9,721,995</b>	<b>\$ 225,095</b>
<b>Liabilities and Fund Balances</b>			
<b>Liabilities:</b>			
Accounts Payable	\$ 3,215,446	\$ 186,041	\$ -
Retainage Payable	-	38,720	-
Accrued Liabilities	3,651,082	7,638	-
Due to Other Funds	-	-	-
Intragovernmental Payables	821,904	-	-
Due to Other Governments	1,999,194	-	-
Unearned Revenue	16,384	9,485,703	-
Deposits	2,081,270	-	-
<b>Total Liabilities</b>	<b>11,785,280</b>	<b>9,718,102</b>	<b>-</b>
<b>Deferred Inflows of Resources:</b>			
Deferred Inflows of Resources	-	-	-
<b>Total Deferred Inflows of Resources</b>	<b>-</b>	<b>-</b>	<b>-</b>
<b>Fund Balances:</b>			
Nonspendable:			
Inventories	254,089	-	-
Prepays	-	-	-
Restricted	-	3,893	225,095
Committed	-	-	-
Assigned	2,630,000	-	-
Unassigned	35,150,736	-	-
<b>Total Fund Balances</b>	<b>38,034,825</b>	<b>3,893</b>	<b>225,095</b>
<b>Total Liabilities and Fund Balances</b>	<b>\$ 49,820,105</b>	<b>\$ 9,721,995</b>	<b>\$ 225,095</b>

The notes to the financial statements are an integral part of this statement.

Educational System Impact Fees	Coronavirus State and Local Fiscal Recovery Funds	Nonmajor Governmental Funds	Total Governmental Funds
\$ -	\$ -	\$ 4,560	\$ 4,252,705
12,980,895	35,157,410	112,264,019	207,375,245
-	-	1,847,571	3,367,739
-	-	87,013	87,013
-	-	-	1,715,246
-	-	743,432	799,839
1,463,568	-	12,876,647	19,340,434
-	-	397,267	651,356
-	-	1,559,960	1,559,960
<b>\$ 14,444,463</b>	<b>\$ 35,157,410</b>	<b>\$ 129,780,469</b>	<b>\$ 239,149,537</b>
\$ -	\$ -	\$ 4,812,911	\$ 8,214,398
-	-	204,880	243,600
-	-	2,561,003	6,219,723
-	-	1,715,246	1,715,246
-	-	73,657	895,561
14,444,463	-	1,162,972	17,606,629
-	35,157,410	3,455,219	48,114,716
-	-	255,145	2,336,415
<b>14,444,463</b>	<b>35,157,410</b>	<b>14,241,033</b>	<b>85,346,288</b>
-	-	3,359,305	3,359,305
-	-	<b>3,359,305</b>	<b>3,359,305</b>
-	-	397,267	651,356
-	-	1,559,960	1,559,960
-	-	97,613,301	97,842,289
-	-	12,170,952	12,170,952
-	-	438,651	3,068,651
-	-	-	35,150,736
-	-	<b>112,180,131</b>	<b>150,443,944</b>
<b>\$ 14,444,463</b>	<b>\$ 35,157,410</b>	<b>\$ 129,780,469</b>	<b>\$ 239,149,537</b>

This page intentionally left blank.

**LAKE COUNTY, FLORIDA**  
**RECONCILIATION OF THE BALANCE SHEET - GOVERNMENTAL**  
**FUNDS TO THE NET POSITION - GOVERNMENTAL ACTIVITIES**  
**September 30, 2021**

**Amounts reported for governmental activities in the statement of net position are different because:**

<b>Fund balances-total governmental funds</b>	<b>\$</b>	<b>150,443,944</b>
Capital assets used in governmental activities are not financial resources and, therefore, are not reported in the funds. This is the amount of capital assets net of accumulated depreciation, excluding the capital assets of the Internal Service Funds of \$241,518.		495,361,101
Internal Service Funds are used by management to charge the costs of fleet maintenance and insurance to individual funds. The assets and liabilities of the Internal Service Funds are included in governmental activities in the Statement of Net Position.		6,040,521
Long-term obligations, including bonds payable, are not due and payable in the current period and, therefore, are not reported in the governmental funds, excluding the long-term obligations of the Internal Service Funds of \$56,128.		(120,748,761)
Deferred outflows of resources related to refunding of bonds are not due and payable in the current period and therefore, are not reported in the governmental funds.		3,098,491
Revenue related to leases are not measureable and available in the current period and therefore, are reported in the governmental funds as deferred inflows of resources.		3,359,305
Net pension liability and deferred outflows and inflows of resources related to pensions are not reported in the governmental funds but will be recognized in pension expense on a long-term basis and, therefore, are reported in the Statement of Net Position. This is the net effect of deferred outflows, deferred inflows, and net pension liability, excluding the Internal Service Funds amounts of \$183,810, \$410,394 and \$245,360 respectively.		(142,189,143)
Total OPEB liability and deferred outflows and inflows of resources related to OPEB are not reported in the governmental funds but will be recognized in OPEB expense on a long-term basis and, therefore, are reported in the Statement of Net Position. This is the net effect of deferred outflows, deferred inflows and total OPEB liability.		(48,523,554)
<b>Net position of governmental activities</b>	<b>\$</b>	<b><u>346,841,904</u></b>

The notes to the financial statements are an integral part of this statement.

**LAKE COUNTY, FLORIDA**  
**STATEMENT OF REVENUES, EXPENDITURES**  
**AND CHANGES IN FUND BALANCES**  
**GOVERNMENTAL FUNDS**  
**For the Year Ended September 30, 2021**

	<u>General Fund</u>	<u>Federal/ State Grants</u>	<u>Mt. Plymouth- Sorrento CRA</u>
<b>Revenues</b>			
Taxes	\$ 120,546,709	\$ -	\$ 74,870
Licenses and Permits	329,220	-	-
Intergovernmental	87,373,551	13,204,744	4,682
Charges for Services	19,806,386	-	-
Fines and Forfeitures	671,474	-	-
Special Assessments	-	-	-
Investment Income	95,971	3,884	371
Miscellaneous	1,001,727	-	-
<b>Total Revenues</b>	<b>229,825,038</b>	<b>13,208,628</b>	<b>79,923</b>
<b>Expenditures</b>			
Current:			
General Government	49,039,393	-	-
Public Safety	140,287,614	675,254	-
Physical Environment	1,019,812	9,280	-
Transportation	-	4,892,023	-
Economic Environment	1,107,122	7,593,284	670
Human Services	10,180,666	36,961	-
Culture and Recreation	218,751	-	-
Court-Related Expenditures	3,781,721	-	-
Debt Service:			
Principal	100,834	-	-
Interest and Fiscal Charges	148,820	-	-
Capital Outlay	-	-	-
<b>Total Expenditures</b>	<b>205,884,733</b>	<b>13,206,802</b>	<b>670</b>
<b>Excess of Revenues Over (Under)</b>			
<b>Expenditures</b>	<b>23,940,305</b>	<b>1,826</b>	<b>79,253</b>
<b>Other Financing Sources (Uses)</b>			
Transfers In	6,966,963	-	-
Transfers Out	(16,360,885)	-	-
<b>Total Other Financing Sources (Uses)</b>	<b>(9,393,922)</b>	<b>-</b>	<b>-</b>
<b>Net Change in Fund Balances</b>	<b>14,546,383</b>	<b>1,826</b>	<b>79,253</b>
<b>Fund Balances at Beginning of Year</b>	<b>23,471,558</b>	<b>2,067</b>	<b>145,842</b>
Inventory Reserve Increase (Decrease)	16,884	-	-
<b>Fund Balances at End of Year</b>	<b>\$ 38,034,825</b>	<b>\$ 3,893</b>	<b>\$ 225,095</b>

The notes to the financial statements are an integral part of this statement.

Educational System Impact Fees	Coronavirus State and Local Fiscal Recovery Funds	Nonmajor Governmental Funds	Total Governmental Funds
\$ -	\$ -	\$ 56,272,210	\$ 176,893,789
-	-	4,522,568	4,851,788
-	496,774	24,858,244	125,937,995
-	-	25,717,491	45,523,877
-	-	2,541,222	3,212,696
34,692,659	-	33,585,127	68,277,786
-	-	190,479	290,705
-	-	2,806,261	3,807,988
<b>34,692,659</b>	<b>496,774</b>	<b>150,493,602</b>	<b>428,796,624</b>
34,692,659	-	437,859	84,169,911
-	496,774	58,421,275	199,880,917
-	-	724,260	1,753,352
-	-	24,711,986	29,604,009
-	-	9,934,312	18,635,388
-	-	335,623	10,553,250
-	-	10,751,885	10,970,636
-	-	7,498,431	11,280,152
-	-	7,520,000	7,620,834
-	-	3,381,403	3,530,223
-	-	13,294,796	13,294,796
<b>34,692,659</b>	<b>496,774</b>	<b>137,011,830</b>	<b>391,293,468</b>
-	-	<b>13,481,772</b>	<b>37,503,156</b>
-	-	37,439,835	44,406,798
-	-	(29,644,805)	(46,005,690)
-	-	<b>7,795,030</b>	<b>(1,598,892)</b>
-	-	<b>21,276,802</b>	<b>35,904,264</b>
-	-	<b>90,903,329</b>	<b>114,522,796</b>
-	-	-	16,884
<b>\$ -</b>	<b>\$ -</b>	<b>\$ 112,180,131</b>	<b>\$ 150,443,944</b>



This page intentionally left blank.

**LAKE COUNTY, FLORIDA**  
**RECONCILIATION OF THE STATEMENT OF REVENUES,**  
**EXPENDITURES, AND CHANGES IN FUND BALANCE - GOVERNMENTAL FUNDS**  
**TO THE STATEMENT OF ACTIVITIES**  
**For The Year Ended September 30, 2021**

**Amounts reported for governmental activities in the statement of activities are different because:**

<b>Net change in fund balances-total governmental funds</b>	<b>\$ 35,904,264</b>
Governmental funds report capital outlays as expenditures. However, in the Statement of Activities, the cost of those assets are allocated over their estimated useful lives and reported as depreciation expense. This is the amount by which capital outlays of \$26,361,978 were less than depreciation of \$27,625,261 in the current period, excluding Internal Service Fund depreciation of \$14,027.	(1,263,283)
The net effect of miscellaneous transactions involving capital assets (i.e. sales, trade-ins, and donations) is to decrease net position.	(811,672)
The issuance of long-term debt provides current financial resources to governmental funds, while the repayment of the principal of long-term debt consumes the current financial resources of governmental funds. Neither transaction, however, has any effect on net position. Also, governmental funds report the effect of premiums, discounts, and similar items when debt is first issued, whereas these amounts are deferred and amortized in the statement of activities. This amount is the net effect of these differences in the treatment of long-term debt and related items.	7,699,091
The amortization of deferred outflows resulting from the refunding of long-term debt.	(256,663)
Net adjustment to pension expense resulting from changes in net pension liability and deferred outflows and inflows of resources related to long-term pension obligations, excluding Internal Service Fund amount of (\$40,241).	14,793,986
Net adjustment to OPEB expense resulting from changes in total OPEB liability, and deferred outflows and inflows of resources related to long-term OPEB obligations.	(2,673,377)
Some expenses reported in the Statement of Activities do not require the use of current financial resources and therefore, are not reported as expenditures in governmental funds, excluding Internal Service Fund amounts of (\$836).	(947,531)
Some revenues reported in the Statement of Activities are not measurable and available in the current period and therefore, are not reported in the governmental funds.	(516,064)
Internal Service Funds are used by management to charge the costs of fleet maintenance and insurance to individual funds. The net revenue (expense) of the Internal Service Funds is reported with governmental activities.	(1,654,478)
<b>Change in net position of governmental activities</b>	<b><u>\$ 50,274,273</u></b>

The notes to the financial statements are an integral part of this statement.

**LAKE COUNTY, FLORIDA**  
**STATEMENT OF REVENUES, EXPENDITURES AND**  
**CHANGES IN FUND BALANCES - BUDGET AND ACTUAL**  
**GENERAL FUND**  
**For the Year Ended September 30, 2021**

	<u>Original Budget</u>	<u>Final Budget</u>	<u>Actual</u>	<u>Variance with Final Budget Positive (Negative)</u>
<b>Revenues</b>				
Taxes	\$ 127,000,545	\$ 126,776,147	\$ 120,546,709	\$ (6,229,438)
Licenses and Permits	100,000	100,000	329,220	229,220
Intergovernmental	26,367,979	83,959,592	87,373,551	3,413,959
Charges for Services	16,896,116	18,068,100	19,806,386	1,738,286
Fines and Forfeitures	405,950	405,950	671,474	265,524
Investment Income	211,500	211,500	95,971	(115,529)
Miscellaneous	463,515	694,220	1,001,727	307,507
Less: Statutory Requirement	(8,229,045)	(8,229,045)	-	8,229,045
<b>Total Revenues</b>	<b>163,216,560</b>	<b>221,986,464</b>	<b>229,825,038</b>	<b>7,838,574</b>
<b>Expenditures</b>				
<b>Current:</b>				
<b>General Government:</b>				
Legislative Offices	736,092	740,621	740,621	-
Executive Offices	1,957,626	1,930,616	1,901,048	29,568
Administrative Services	5,824,808	5,827,786	5,498,021	329,765
Human Resources and Risk Management	938,037	938,037	790,582	147,455
Public Services and Infrastructure	5,883,192	6,049,434	5,149,082	900,352
Public Safety and Development	1,291,545	1,296,145	1,270,740	25,405
Constitutional Officers	2,106,700	2,241,344	2,237,792	3,552
Clerk of the Circuit Court	7,483,538	9,416,843	9,191,967	224,876
Property Appraiser	3,477,212	4,547,723	4,006,760	540,963
Tax Collector	8,763,890	9,545,129	9,206,837	338,292
Supervisor of Elections	3,566,041	3,780,611	3,264,825	515,786
Non-Departmental	7,512,855	8,278,364	5,781,118	2,497,246
Total General Government	49,541,536	54,592,653	49,039,393	5,553,260
<b>Public Safety:</b>				
Sheriff	77,485,776	77,610,160	77,610,160	-
Public Services and Infrastructure	797,910	797,910	733,645	64,265
Public Safety and Development	3,437,697	3,458,989	3,176,244	282,745
Judicial Support	737,550	737,550	690,009	47,541
Constitutional Officers	3,408,816	3,408,816	3,283,700	125,116
Non-Departmental	9,739,717	56,767,054	54,793,856	1,973,198
Total Public Safety	95,607,466	142,780,479	140,287,614	2,492,865
<b>Physical Environment:</b>				
Administrative Services	583,246	598,051	568,782	29,269
Public Works	555,422	524,635	451,030	73,605
Total Physical Environment	1,138,668	1,122,686	1,019,812	102,874

The notes to the financial statements are an integral part of this statement.

**LAKE COUNTY, FLORIDA**  
**STATEMENT OF REVENUES, EXPENDITURES AND**  
**CHANGES IN FUND BALANCES - BUDGET AND ACTUAL**  
**GENERAL FUND**  
**For the Year Ended September 30, 2021**

	Original Budget	Final Budget	Actual	Variance with Final Budget Positive (Negative)
<b>Economic Environment:</b>				
Economic Prosperity	1,118,574	1,193,234	930,248	262,986
Public Services and Infrastructure	183,356	183,356	176,874	6,482
Total Economic Environment	<u>1,301,930</u>	<u>1,376,590</u>	<u>1,107,122</u>	<u>269,468</u>
<b>Human Services:</b>				
Public Services and Infrastructure	7,805,708	7,808,589	7,382,104	426,485
Public Safety and Development	1,824,630	1,825,207	1,729,579	95,628
Public Works	1,356,401	1,077,469	1,068,983	8,486
Total Human Services:	<u>10,986,739</u>	<u>10,711,265</u>	<u>10,180,666</u>	<u>530,599</u>
<b>Culture and Recreation:</b>				
Economic Prosperity	253,436	253,436	207,410	46,026
Public Services and Infrastructure	21,810	21,810	11,341	10,469
Total Culture and Recreation	<u>275,246</u>	<u>275,246</u>	<u>218,751</u>	<u>56,495</u>
<b>Court-Related Expenditures:</b>				
Judicial Support	2,424,497	2,433,228	2,281,980	151,248
State Attorney	894,064	894,064	851,449	42,615
Public Defender	674,308	674,308	648,292	26,016
Total Court-Related Expenditures	<u>3,992,869</u>	<u>4,001,600</u>	<u>3,781,721</u>	<u>219,879</u>
<b>Debt Service:</b>				
Principal	100,834	100,834	100,834	-
Interest and Fiscal Charges	11,866	148,820	148,820	-
Total Debt Service	<u>112,700</u>	<u>249,654</u>	<u>249,654</u>	<u>-</u>
<b>Total Expenditures</b>	<b><u>162,957,154</u></b>	<b><u>215,110,173</u></b>	<b><u>205,884,733</u></b>	<b><u>9,225,440</u></b>
<b>Excess of Revenues Over (Under) Expenditures</b>	<b>259,406</b>	<b>6,876,291</b>	<b>23,940,305</b>	<b>17,064,014</b>
<b>Other Financing Sources (Uses)</b>				
Transfers In	5,550,948	5,548,306	6,966,963	1,418,657
Transfers Out	(14,399,938)	(13,836,863)	(16,360,885)	(2,524,022)
Reserve for Contingencies	(16,343,153)	(21,894,006)	-	21,894,006
<b>Total Other Financing Sources (Uses)</b>	<b><u>(25,192,143)</u></b>	<b><u>(30,182,563)</u></b>	<b><u>(9,393,922)</u></b>	<b><u>20,788,641</u></b>
<b>Net Change in Fund Balances</b>	<b>(24,932,737)</b>	<b>(23,306,272)</b>	<b>14,546,383</b>	<b>37,852,655</b>
<b>Fund Balances at Beginning of Year</b>	<b>24,932,737</b>	<b>23,306,272</b>	<b>23,471,558</b>	<b>165,286</b>
Inventory Reserve Increase (Decrease)	-	-	16,884	16,884
<b>Fund Balances at End of Year</b>	<b><u>\$ -</u></b>	<b><u>\$ -</u></b>	<b><u>\$ 38,034,825</u></b>	<b><u>\$ 38,034,825</u></b>

**LAKE COUNTY, FLORIDA**  
**STATEMENT OF REVENUES, EXPENDITURES AND**  
**CHANGES IN FUND BALANCES - BUDGET AND ACTUAL**  
**MAJOR FUND - SPECIAL REVENUE FUND**  
**FEDERAL/STATE GRANTS**  
**For the Year Ended September 30, 2021**

	<u>Original Budget</u>	<u>Final Budget</u>	<u>Actual</u>	<u>Variance with Final Budget Positive (Negative)</u>
<b>Revenues</b>				
Intergovernmental	\$ 11,921,578	\$ 35,969,056	\$ 13,204,744	\$ (22,764,312)
Investment Income	-	-	3,884	3,884
<b>Total Revenues</b>	<b>11,921,578</b>	<b>35,969,056</b>	<b>13,208,628</b>	<b>(22,760,428)</b>
<b>Expenditures</b>				
Current:				
Public Safety	458,840	1,193,083	675,254	517,829
Physical Environment	-	15,261	9,280	5,981
Transportation	7,968,983	14,965,679	4,892,023	10,073,656
Economic Environment	4,117,153	19,760,139	7,593,284	12,166,855
Human Services	32,468	36,961	36,961	-
<b>Total Expenditures</b>	<b>12,577,444</b>	<b>35,971,123</b>	<b>13,206,802</b>	<b>22,764,321</b>
<b>Excess of Revenues Over (Under) Expenditures</b>	<b>(655,866)</b>	<b>(2,067)</b>	<b>1,826</b>	<b>3,893</b>
<b>Other Financing Sources (Uses)</b>				
Reserve for Contingencies	(8,047,741)	-	-	-
<b>Total Other Financing Sources (Uses)</b>	<b>(8,047,741)</b>	<b>-</b>	<b>-</b>	<b>-</b>
<b>Net Change in Fund Balances</b>	<b>(8,703,607)</b>	<b>(2,067)</b>	<b>1,826</b>	<b>3,893</b>
<b>Fund Balances at Beginning of Year</b>	<b>8,703,607</b>	<b>2,067</b>	<b>2,067</b>	<b>-</b>
<b>Fund Balances at End of Year</b>	<b>\$ -</b>	<b>\$ -</b>	<b>\$ 3,893</b>	<b>\$ 3,893</b>

The notes to the financial statements are an integral part of this statement.

LAKE COUNTY, FLORIDA  
STATEMENT OF REVENUES, EXPENDITURES AND  
CHANGES IN FUND BALANCES - BUDGET AND ACTUAL  
MAJOR FUND - SPECIAL REVENUE FUND  
MT. PLYMOUTH-SORRENTO CRA  
For the Year Ended September 30, 2021

	<u>Original Budget</u>	<u>Final Budget</u>	<u>Actual</u>	<u>Variance with Final Budget Positive (Negative)</u>
<b>Revenues</b>				
Taxes	\$ 79,650	\$ 74,870	\$ 74,870	\$ -
Intergovernmental	5,199	4,682	4,682	-
Investment Income	300	300	371	71
Less: Statutory Requirement	(4,257)	(4,257)	-	4,257
<b>Total Revenues</b>	<b>80,892</b>	<b>75,595</b>	<b>79,923</b>	<b>4,328</b>
<b>Expenditures</b>				
Current:				
Economic Environment	170,955	221,437	670	220,767
<b>Total Expenditures</b>	<b>170,955</b>	<b>221,437</b>	<b>670</b>	<b>220,767</b>
<b>Net Change in Fund Balances</b>	<b>(90,063)</b>	<b>(145,842)</b>	<b>79,253</b>	<b>225,095</b>
<b>Fund Balances at Beginning of Year</b>	<b>90,063</b>	<b>145,842</b>	<b>145,842</b>	<b>-</b>
<b>Fund Balances at End of Year</b>	<b>\$ -</b>	<b>\$ -</b>	<b>\$ 225,095</b>	<b>\$ 225,095</b>

The notes to the financial statements are an integral part of this statement.

**LAKE COUNTY, FLORIDA**  
**STATEMENT OF REVENUES, EXPENDITURES AND**  
**CHANGES IN FUND BALANCES - BUDGET AND ACTUAL**  
**MAJOR FUND - SPECIAL REVENUE FUND**  
**EDUCATIONAL SYSTEM IMPACT FEES**  
**For the Year Ended September 30, 2021**

	<u>Original Budget</u>	<u>Final Budget</u>	<u>Actual</u>	<u>Variance with Final Budget Positive (Negative)</u>
<b>Revenues</b>				
Special Assessments	\$ -	\$ 34,692,660	\$ 34,692,659	\$ (1)
<b>Total Revenues</b>	<u>-</u>	<u>34,692,660</u>	<u>34,692,659</u>	<u>(1)</u>
<b>Expenditures</b>				
General Government	-	34,692,660	34,692,659	1
<b>Total Expenditures</b>	<u>-</u>	<u>34,692,660</u>	<u>34,692,659</u>	<u>1</u>
<b>Net Change in Fund Balances</b>	-	-	-	-
<b>Fund Balances at Beginning of Year</b>	-	-	-	-
<b>Fund Balances at End of Year</b>	<u>\$ -</u>	<u>\$ -</u>	<u>\$ -</u>	<u>\$ -</u>

The notes to the financial statements are an integral part of this statement.

LAKE COUNTY, FLORIDA  
STATEMENT OF REVENUES, EXPENDITURES AND  
CHANGES IN FUND BALANCES - BUDGET AND ACTUAL  
MAJOR FUND - SPECIAL REVENUE FUND  
CORONAVIRUS STATE AND LOCAL FISCAL RECOVERY FUNDS  
For the Year Ended September 30, 2021

	<u>Original Budget</u>	<u>Final Budget</u>	<u>Actual</u>	<u>Variance with Final Budget Positive (Negative)</u>
<b>Revenues</b>				
Intergovernmental	\$ -	\$ 35,654,184	\$ 496,774	\$ (35,157,410)
<b>Total Revenues</b>	<b>-</b>	<b>35,654,184</b>	<b>496,774</b>	<b>(35,157,410)</b>
<b>Expenditures</b>				
Public Safety	-	35,654,184	496,774	35,157,410
<b>Total Expenditures</b>	<b>-</b>	<b>35,654,184</b>	<b>496,774</b>	<b>35,157,410</b>
<b>Net Change in Fund Balances</b>	<b>-</b>	<b>-</b>	<b>-</b>	<b>-</b>
<b>Fund Balances at Beginning of Year</b>	<b>-</b>	<b>-</b>	<b>-</b>	<b>-</b>
<b>Fund Balances at End of Year</b>	<b>\$ -</b>	<b>\$ -</b>	<b>\$ -</b>	<b>\$ -</b>

The notes to the financial statements are an integral part of this statement.



**LAKE COUNTY, FLORIDA**  
**STATEMENT OF NET POSITION**  
**PROPRIETARY FUNDS**  
September 30, 2021

	<b>Business-Type Activity Landfill Fund</b>	<b>Governmental Activities Internal Service Funds</b>
<b>Assets</b>		
<b>Current Assets:</b>		
Cash	\$ 550	\$ -
Pooled Cash and Investments	5,754,363	13,647,673
Accounts Receivable	17,442	63,276
Intragovernmental Receivables	-	95,722
Due from Other Governments	-	137,988
Inventory	-	336,122
<b>Total Current Assets</b>	<b>5,772,355</b>	<b>14,280,781</b>
<b>Noncurrent Assets:</b>		
Capital Assets:		
Land	3,183,017	-
Buildings	2,306,943	-
Equipment	2,387,418	608,624
Improvements Other Than Buildings	15,881,917	-
Construction Work in Progress	138,098	-
Less: Accumulated Depreciation	(12,848,266)	(367,106)
Total Capital Assets	11,049,127	241,518
Total Noncurrent Assets	11,049,127	241,518
<b>Total Assets</b>	<b>16,821,482</b>	<b>14,522,299</b>
<b>Deferred Outflows of Resources</b>		
Deferred Outflows Related to Pensions	321,668	183,810
<b>Total Deferred Outflows of Resources</b>	<b>321,668</b>	<b>183,810</b>
<b>Liabilities</b>		
<b>Current Liabilities:</b>		
Accounts Payable	1,165,602	2,839,094
Accrued Liabilities	70,435	31,471
Estimated Insurance Claims Payable	-	5,083,141
Deposits	14,460	-
Current Portion of Long-Term Obligations	312,061	26,251
<b>Total Current Liabilities</b>	<b>1,562,558</b>	<b>7,979,957</b>
<b>Noncurrent Liabilities:</b>		
Accrued Benefits Payable	113,456	29,877
Net Pension Liability	429,380	245,360
Landfill Closure and Post Closure Care Costs	6,604,491	-
Total Noncurrent Liabilities	7,147,327	275,237
<b>Total Liabilities</b>	<b>8,709,885</b>	<b>8,255,194</b>
<b>Deferred Inflows of Resources</b>		
Deferred Inflows Related to Pensions	718,189	410,394
<b>Total Deferred Inflows of Resources</b>	<b>718,189</b>	<b>410,394</b>
<b>Net Position</b>		
Net Investment in Capital Assets	11,049,127	241,518
Unrestricted	(3,334,051)	5,799,003
<b>Total Net Position</b>	<b>\$ 7,715,076</b>	<b>\$ 6,040,521</b>

The notes to the financial statements are an integral part of this statement.

**LAKE COUNTY, FLORIDA**  
**STATEMENT OF REVENUES, EXPENSES**  
**AND CHANGES IN NET POSITION**  
**PROPRIETARY FUNDS**  
**For the Year Ended September 30, 2021**

	<b>Business-Type Activity Landfill Fund</b>	<b>Governmental Activities Internal Service Funds</b>
<b>Operating Revenues</b>		
Charges for Services	\$ 15,272,520	\$ 31,785,096
Miscellaneous	79,503	34,562
<b>Total Operating Revenues</b>	<b>15,352,023</b>	<b>31,819,658</b>
<b>Operating Expenses</b>		
Benefit Payments and Claims	-	26,607,725
Personal Services	1,571,884	680,933
Contracted Services	12,316,303	8,360
Supplies and Materials	138,543	415,160
Repairs and Maintenance	299,426	1,132,757
Utilities	19,169	21,069
Other Charges and Services	1,964,637	4,399,607
Depreciation and Amortization	268,630	14,027
Landfill Closure and Post Closure Care Costs	597,854	-
<b>Total Operating Expenses</b>	<b>17,176,446</b>	<b>33,279,638</b>
<b>Operating Income (Loss)</b>	<b>(1,824,423)</b>	<b>(1,459,980)</b>
<b>Non-Operating Revenues (Expenses)</b>		
Investment Income	16,106	26,078
Net Gain (Loss) on Disposal of Capital Assets	12,731	17,910
<b>Total Non-Operating Revenues (Expenses)</b>	<b>28,837</b>	<b>43,988</b>
<b>Income (Loss) Before Transfers</b>	<b>(1,795,586)</b>	<b>(1,415,992)</b>
Capital Contributions	-	174,237
Transfers In	3,065,211	-
Transfers Out	(1,053,596)	(412,723)
<b>Total Capital Contributions and Transfers</b>	<b>2,011,615</b>	<b>(238,486)</b>
<b>Change in Net Position</b>	<b>216,029</b>	<b>(1,654,478)</b>
<b>Total Net Position at Beginning of Year</b>	<b>7,499,047</b>	<b>7,694,999</b>
<b>Total Net Position at End of Year</b>	<b>\$ 7,715,076</b>	<b>\$ 6,040,521</b>

The notes to the financial statements are an integral part of this statement.

**LAKE COUNTY, FLORIDA**  
**STATEMENT OF CASH FLOWS**  
**PROPRIETARY FUNDS**  
For the Year Ended September 30, 2021

	<b>Business-Type Activity Landfill Fund</b>	<b>Governmental Activities Internal Service Funds</b>
<b>Cash Flows from Operating Activities:</b>		
Cash Received from Customers, and for Contributions Including Cash Deposits	\$ 15,388,512	\$ 31,668,927
Cash Paid to Suppliers and for Claims	(14,743,635)	(31,530,721)
Cash Paid to Employees	(1,333,947)	(611,857)
Cash Paid to Internal Service Fund	(533,594)	(112,553)
<b>Net Cash Provided (Used) by Operating Activities</b>	<b>(1,222,664)</b>	<b>(586,204)</b>
<b>Cash Flows from Non-Capital Financing Activities:</b>		
Cash Transfers from Other Funds	3,065,211	-
Cash Advances from Other Funds	-	(10,975)
Cash Transfers to Other Funds	(1,053,596)	(412,723)
<b>Net Cash Provided (Used) by Non-Capital Financing Activities</b>	<b>2,011,615</b>	<b>(423,698)</b>
<b>Cash Flows From Capital And Related Financing Activities:</b>		
Additions to Capital Assets	(36,520)	(2,577)
Proceeds from Sale of Capital Assets	12,731	17,910
<b>Net Cash Provided (Used) by Capital and Related Financing Activities</b>	<b>(23,789)</b>	<b>15,333</b>
<b>Cash Flows from Investing Activities:</b>		
Investment Income Received	16,106	26,078
<b>Net Cash Provided (Used) by Investing Activities</b>	<b>16,106</b>	<b>26,078</b>
<b>Net Change in Cash And Cash Equivalents</b>	<b>781,268</b>	<b>(968,491)</b>
Cash and Cash Equivalents at October 1	4,973,645	14,616,164
<b>Cash and Cash Equivalents at September 30</b>	<b>\$ 5,754,913</b>	<b>\$ 13,647,673</b>

The notes to the financial statements are an integral part of this statement.

**LAKE COUNTY, FLORIDA  
STATEMENT OF CASH FLOWS  
PROPRIETARY FUNDS  
For the Year Ended September 30, 2021**

**RECONCILIATION OF OPERATING INCOME (LOSS) TO  
NET CASH PROVIDED (USED) BY OPERATING ACTIVITIES**

	<b>Business-Type Activity Landfill Fund</b>	<b>Governmental Activities Internal Service Funds</b>
<b>Operating Income (Loss)</b>	<b>\$ (1,824,423)</b>	<b>\$ (1,459,980)</b>
<b>Adjustments to Reconcile Operating Income (Loss) to Net Cash Provided (Used) by Operating Activities:</b>		
Depreciation and Amortization Expense	268,630	14,027
Change in Accounts Receivable	37,515	(27,405)
Change in Intragovernmental Receivables	-	(722)
Change in Due from Other Governments	(1,026)	(122,604)
Change in Inventory	-	(30,540)
Change in Deferred Outflow of Resources	188,460	108,720
Change in Accounts Payable	(135,989)	443,121
Change in Due to Other Funds	-	-
Change in Accrued Liabilities	1,319	(2,400)
Change in Estimated Claims Payable	-	641,376
Change in Accrued Benefits Payable	14,829	(836)
Change in Net Pension Liability	(954,641)	(545,509)
Change in Closure and Post Closure Costs	488,812	-
Change in Deferred Inflow of Resources	693,850	396,548
<b>Total Adjustments</b>	<b>601,759</b>	<b>873,776</b>
<b>Net Cash Provided (Used) by Operating Activities</b>	<b>\$ (1,222,664)</b>	<b>\$ (586,204)</b>
<b><u>Noncash Investing, Capital and Financing Activities</u></b>		
Capital Contribution	<b>\$ -</b>	<b>\$ 174,237</b>

The notes to the financial statements are in integral part of this statement.

**LAKE COUNTY, FLORIDA  
STATEMENT OF FIDUCIARY NET POSITION  
CUSTODIAL FUNDS  
September 30, 2021**

	<u><b>Custodial Funds</b></u>
 <b><u>Assets</u></b>	
Cash	\$ 6,308,327
Pooled Cash and Investments	8,807,409
Accounts Receivable	2,370
Due from Other Governments	<u>31,168</u>
<b>Total Assets</b>	<b><u>15,149,274</u></b>
 <b><u>Liabilities</u></b>	
Accounts Payable	45,092
Due to Individuals or Other Governments	4,794,569
Taxes Collected in Advance	<u>3,833,690</u>
<b>Total Liabilities</b>	<b><u>8,673,351</u></b>
 <b><u>Net Position</u></b>	
Restricted for:	
Individuals, Organization and Other Governments	<u>6,475,923</u>
<b>Total Net Position</b>	<b><u>\$ 6,475,923</u></b>

The notes to the financial statements are an integral part of this statement.

**LAKE COUNTY, FLORIDA**  
**STATEMENT OF CHANGES IN FIDUCIARY NET POSITION**  
**CUSTODIAL FUNDS**  
For the Year Ended September 30, 2021

	<b>Custodial Funds</b>
<b><u>Additions</u></b>	
Taxes and Motorist Service Collections for Other Governments	\$ 379,796,244
Amounts Collected for Fines and Fees	79,038,885
Amounts Collected for Civil and Criminal Courts	16,016,409
Amounts Collected for Tax Deeds	2,722,587
Miscellaneous	2,678,926
<b>Total Additions</b>	<b>480,253,051</b>
<b><u>Deductions</u></b>	
Taxes, Fines and Fees Paid to Other Governments	458,835,129
Civil and Criminal Payments	14,729,288
Amounts Paid to Individuals and Others	5,287,206
Miscellaneous	45,909
<b>Total Deductions</b>	<b>478,897,532</b>
<b>Change in Net Position</b>	<b>1,355,519</b>
<b>Total Net Position at Beginning of Year</b>	-
<b>Restatement for GASB 84 Implementation</b>	<b>5,120,404</b>
<b>Total Net Position at End of Year</b>	<b>\$ 6,475,923</b>

The notes to the financial statements are an integral part of this statement.

This page intentionally left blank.

LAKE COUNTY, FLORIDA  
NOTES TO FINANCIAL STATEMENTS  
SEPTEMBER 30, 2021

1. SUMMARY OF SIGNIFICANT ACCOUNTING POLICIES

The financial statements of Lake County, Florida, (the County), have been prepared in conformity with accounting principles generally accepted in the United States of America (GAAP) as applied to governmental units. The Governmental Accounting Standards Board (GASB) is the accepted standard-setting body for establishing governmental accounting and financial reporting principles. The more significant of the County's accounting policies are described below.

A. Reporting Entity:

Lake County is a political subdivision of the State of Florida pursuant to Article VIII, Section (1), Constitution of the State of Florida. The County is guided by an elected Board of County Commissioners (the Board) which is governed by state statutes. In addition to the members of the Board, there are five elected Constitutional Officers: the Tax Collector, Property Appraiser, Clerk of the Circuit Court and Comptroller (Clerk), Sheriff and the Supervisor of Elections. The entities controlled by these officials are combined and comprise the primary government.

The Board funds a portion, or in certain instances all, of the operating budgets of the County's Constitutional Officers. The payments by the Board to fund the operations of the Constitutional Officers are recorded as "Transfers Out" on the financial statements of the Board and as "Transfers In" on the financial statements of the Constitutional Officers. Florida Statutes require the applicable budget excess of the Constitutional Officers to be returned to the Board at the close of the fiscal year. Accordingly, such amounts are recorded as "Transfers Out" by the Constitutional Officers and "Transfers In" by the Board.

Information is reported for each of the County's Constitutional Officers within the General Fund. Eliminations of intragovernmental receivables, payables, and transfers for governmental activities have been made and are reported in the financial statements.

The accompanying financial statements present Lake County (the primary government described above) and its component units. A component unit is a legally separate organization for which the County is financially accountable. Blended component units, although legally separate entities, are in substance, part of the County's operations. A description of the County's component units and the criteria for their inclusion in the County's financial statements follows:

Blended Component Units: Mt. Plymouth-Sorrento Community Redevelopment Agency (CRA); Lake County Municipal Services Taxing Unit for Fire Protection; Greater Hills Municipal Service Benefit Unit; Greater Groves Municipal Service Benefit Unit; Village Green Street Lighting; Greater Pines Municipal Services; Picciola Island Street Lighting; Valencia Terrace Street Lighting and Sylvan Shores Street Lighting.

These funds are supported by taxes or fees collected from the residents who benefit from these services. However, pursuant to Florida Statutes, County Resolutions, County



LAKE COUNTY, FLORIDA  
 NOTES TO FINANCIAL STATEMENTS  
SEPTEMBER 30, 2021

Ordinances or interlocal agreements, the Board of County Commissioners is the governing body of these organizations. Additionally, there is a financial benefit or burden relationship between the component unit and the Board. These funds are included as special revenue funds. None of the component units issue stand-alone financial statements.

The following is a listing of the name and legal authority for each component unit of Lake County, Florida.

<u>Name</u>	<u>Legal Authority</u>
Mt. Plymouth-Sorrento Community Redevelopment Agency (CRA)	County Resolution 2012-76, 2012-77
Lake County Municipal Services Taxing Unit for Fire Protection	County Ordinances 1985-13, 1989-9(G), 1990-24, 29; 1991-18, 1998-64
Greater Hills Municipal Service Benefit Unit	County Resolution 1995-169
Greater Groves Municipal Service Benefit Unit	County Resolution 1993-226
Village Green Street Lighting	County Resolution 1993-224
Greater Pines Municipal Services	County Resolution 1993-227
Picciola Island Street Lighting	County Resolution 1997-167
Valencia Terrace Street Lighting	County Resolution 1999-147
Sylvan Shores Street Lighting	County Resolution 2017-13
Mascotte Municipal Services Taxing Unit for Fire Protection	County Resolution 2020-59
Hawthorne at Leesburg and Sago Palm at Hawthorne Communities Municipal Services Taxing Unit for Fire Protection	County Resolution 2020-60
Fruitland Park Municipal Services Taxing Unit for Fire Protection	County Resolution 2020-74

B. Government-wide and fund financial statements:

The government-wide financial statements (i.e., the Statement of Net Position and the Statement of Activities) report information on all of the non-fiduciary activities of Lake County and its component units. For the most part, the effect of interfund activity has been removed from these statements. Governmental activities, which normally are supported by taxes and intergovernmental revenues, are reported separately from the County's Landfill Fund, a business-type activity, which relies primarily on user fees.

LAKE COUNTY, FLORIDA  
NOTES TO FINANCIAL STATEMENTS  
SEPTEMBER 30, 2021

The Statement of Activities demonstrates the degree to which the direct expenses of a given function, such as general government, public safety, transportation, physical and economic environment, human services, culture and recreation and court-related expenses, are offset by program revenues. Direct expenses are those that are clearly identifiable with a specific function or segment. Program revenues include 1) charges to customers or applicants who purchase, use, or directly benefit from goods, services, or privileges provided by a given function or segment and 2) grants and contributions that are restricted to meeting the operational or capital requirements or a particular function or segment. Taxes and other items, including unrestricted intergovernmental revenues, not properly included among program revenues are reported instead as general revenues.

Separate financial statements are provided for governmental funds, proprietary funds, and fiduciary funds, even though fiduciary funds are excluded from the government-wide financial statements. Major individual governmental funds and the Landfill Fund are reported as separate columns in the fund financial statements.

C. Measurement Focus, Basis of Accounting, and Financial Statement Presentation: The government-wide financial statements are reported using the economic resources measurement focus and the accrual basis of accounting, as are the proprietary fund statements. The fiduciary fund financial statements, which include only custodial funds, are reported using the accrual basis of accounting. Revenues are recorded when earned and expenses are recorded when a liability is incurred, regardless of the timing of related cash flows. Property taxes are recognized as revenues in the year for which they are levied. Grants and similar items are recognized as soon as all eligibility requirements imposed by the provider have been met.

Proprietary funds distinguish operating revenues and expenses from non-operating items. Operating revenues and expenses generally result from providing services and producing and delivering goods in connection with a proprietary fund's principal ongoing operations. The principal operating revenues of the Landfill Fund and internal service funds are charges to customers for sales and services. Operating expenses for the Landfill Fund and internal service funds include the cost of sales and services, administrative expenses, and depreciation on capital assets. All revenues and expenses not meeting this definition are reported as non-operating revenues and expenses.

Governmental fund financial statements are reported using the current financial resources measurement focus and the modified accrual basis of accounting. Revenues are recognized as soon as they are both measurable and available. Revenues are considered to be available when they are collectible within the current period or soon enough thereafter to pay liabilities of the current period. For this purpose, the County generally considers revenues to be available if they are collected within 60 days of the end of the current fiscal period. Expenditures generally are recorded when a liability is incurred, as under accrual accounting. However, debt service expenditures, as well as

LAKE COUNTY, FLORIDA  
NOTES TO FINANCIAL STATEMENTS  
SEPTEMBER 30, 2021

expenditures related to compensated absences and claims and judgments, are recorded only when payment is due.

Property taxes, special assessments, intergovernmental revenues, charges for services and interest associated with the current fiscal period are all considered to be susceptible to accrual and have been recognized as revenues of the current fiscal period. All other revenue items are considered to be measurable and available only when cash is received by the County.

The County reports the following major governmental funds:

The General Fund is the County's primary operating fund. It accounts for all financial resources of the general government, except those required to be accounted for in another fund. The general funds of the Clerk, Property Appraiser, Sheriff, Tax Collector and Supervisor of Elections are included in the County's General Fund.

The Federal and State Grants Special Revenue Fund accounts for the revenues and expenditures of certain federal and state grants including public safety grants for emergency management and homeland security, transportation grants for highway planning and construction, and various community safety and compliance grants.

The Mt. Plymouth-Sorrento CRA Fund accounts for the activities of the Mt. Plymouth-Sorrento Community Redevelopment Trust Fund, created on April 22, 2014, by Lake County Ordinance 2014-17, for the purpose of financing or re-financing community redevelopment projects in the redevelopment area. Primary revenue sources are certain ad valorem taxes collected within the boundary of the redevelopment area.

The Educational System Impact Fee Fund accounts for the revenues and expenditures related to impact fees pertaining to the Lake County District School Board.

The Coronavirus State and Local Fiscal Recovery Funds Fund accounts for the revenues and expenditures related to monies received as a result of the American Recovery and Reinvestment Plan Act passed by Congress in response to the Covid-19 pandemic.

Lake County has the following major proprietary fund:

The Landfill Fund accounts for the operating of the County's solid waste system and landfills.

Additionally, Lake County has the following fund types:

Special revenue funds account for the proceeds of specific revenue sources (other than major capital projects) that are legally restricted to expenditures for specified purposes.

Debt service funds account for the accumulation of resources for and the payment of principal and interest on the Capital Improvement Revenue Bonds, Limited General

LAKE COUNTY, FLORIDA  
NOTES TO FINANCIAL STATEMENTS  
SEPTEMBER 30, 2021

Obligation Bonds and the Sales Tax Revenue Refunding Bond (including Pari-Mutuel Revenues Replacement Program).

Capital projects funds account for financial resources to be used for the acquisition or construction of major capital facilities and infrastructure improvements.

Internal service funds account for the provision of health and general liability insurance coverage and fleet management services provided to other County departments or outside agencies and other governments on a cost reimbursement basis.

Fiduciary funds account for situations where the County's role in handling funds is purely custodial, such as the receipt, temporary investment and subsequent payment to individuals, agencies or other governments. Activities of the fiduciary funds are primarily related to the collection and payment of taxes, inmate activities, and court registry deposits. Fiduciary funds are excluded from the government-wide financial statements.

As a general rule, the effect of interfund activity has been eliminated from the government-wide financial statements.

**D. Cash and Cash Equivalents and Restricted Cash and Investments:**

Cash and cash equivalents and restricted cash and investments consist primarily of cash held in demand, savings accounts and certificates of deposit in qualified public depositories. Restricted cash and investments are comprised of bond proceeds to be used for capital projects.

Section 218.415, Florida Statutes, gives the County the authority to invest surplus funds in:

- (a) Direct obligations of the United States Treasury
- (b) Interest-bearing time deposits or savings accounts in qualified public depositories
- (c) Federal agencies and instrumentalities
- (d) Other instruments as defined in the Statute

All investments are stated at fair value. Investment income includes interest earnings and unrealized gains and losses on investments.

**E. Inventories:**

Inventories are stated at cost, using the first-in, first-out (FIFO) method. For the "consumption method" of accounting for inventories, the cost of an item is recorded as an expenditure at the time the item is used. The "purchases method" of accounting for inventories records the cost of an inventory item when it is purchased. In the governmental fund financial statements, all governmental fund inventories are accounted for using the purchases method, except for postage in the General Fund, which is accounted for using the consumption method. In the government-wide statements, all inventories are reported using the consumption method.

LAKE COUNTY, FLORIDA  
NOTES TO FINANCIAL STATEMENTS  
SEPTEMBER 30, 2021

F. Property Taxes – Lien and Levy Dates:

All real and tangible personal property taxes are due and payable on November 1 of each year or as soon thereafter as the assessment roll is open for collection. The Tax Collector mails a notice of taxes levied by the various governmental entities in the County to each property owner on the assessment roll. Taxes may be paid upon receipt of such notice with discounts at the rate of four percent (4%) if paid in the month of November, three percent (3%) if paid in the month of December, two percent (2%) if paid in the month of January, and one percent (1%) if paid in the month of February. Taxes paid during the month of March are without discount. All unpaid taxes on real and tangible personal property become delinquent on April 1 of the year following the year in which taxes were assessed.

Prior to May 1 of each year, a list of delinquent personal property taxpayers is advertised. Warrants are issued directing seizure and sale of the personal property of the taxpayer if the delinquent taxes are not paid before May 1. On or before June 1 of the year following the year in which taxes were assessed, tax certificates are sold on all real estate parcels with outstanding taxes. These parcels are advertised once a week for four weeks prior to the tax certificate sale.

The key dates in the property tax cycle are as follows:

Assessment date	January 1
Assessment roll validated	July 1
Millage Resolution approved	By September 30
Beginning of fiscal year for which taxes have been levied	October 1
Tax bills rendered and due	November 1
Property taxes payable:	
Maximum Discount	November 30
Delinquent	April 1
Tax Certificates Sold	May 31

Collections of County, municipal, and independent taxing district taxes and remittances are accounted for in the Tax Collector's Tax Collections Trust Fund.

G. Capital Assets:

Capital assets, which include property, plant, equipment, and infrastructure assets, (see below), are reported in the applicable governmental or business-type activities columns in the government-wide financial statements. Capital assets are defined as assets with an initial, individual cost of more than \$5,000 for equipment or \$25,000 for land, improvements other than buildings, buildings and infrastructure, and an estimated useful life in excess of one year. Such assets are recorded at historical cost or estimated historical cost if purchased or constructed. Donated capital assets are recorded at estimated acquisition value at the date of donation.

LAKE COUNTY, FLORIDA  
NOTES TO FINANCIAL STATEMENTS  
SEPTEMBER 30, 2021

The cost of infrastructure assets, including roads, bridges, curbs and gutters, streets, sidewalks, drainage systems and lighting systems, acquired during the period from October 1, 1979 to September 30, 2021 are recorded in the government-wide financial statements.

Major outlays for capital assets and improvements are capitalized as projects are constructed.

Property, plant, and equipment is depreciated (amortized for intangible assets) using the straight line method over the following estimated useful lives:

<u>Assets</u>	<u>Years</u>
Buildings and improvements	40
Improvements other than buildings	10
Infrastructure	10-50
Vehicles/Computer equipment	6
Furniture/Office equipment	10
Heavy equipment	20
Buses	10

H. Budgets and Budgetary Accounting:

Chapters 129 and 200, Florida Statutes, govern the County's annual budgetary process. The total of the estimated receipts, including balances brought forward, must equal the total of the appropriations and reserves, therefore enabling a balanced budget.

Pursuant to legal requirements, an annual appropriated budget is adopted by resolution subject to public hearing. Such resolution sets the budget appropriations on a fund by fund basis for the Board governmental fund types and the proprietary fund types. However, other Board approved policies, more fully discussed below, set the legal level of control at the major object level within a department. Since reporting budget to actual comparisons at the major object level would significantly increase the size of the Annual Comprehensive Financial Report, aggregation of such account classifications through revenue "source" and expenditure "function" is presented in this report, which represents a higher level of summarization than the legal level of control for the Board. In addition, a detailed report comparing budgeted to actual expenditures is generated at year end and is made available to interested parties upon request.

The Constitutional Officers submit, at various times, to the Lake County Board of County Commissioners, and to certain divisions within the Department of Revenue, State of Florida, a proposed operating budget for the fiscal year commencing the following October 1. The tentative budget is reviewed and/or modified by the Board, after which public hearings are conducted pursuant to Section 200.065, Florida Statutes. Prior to October 1, the budget is legally enacted by approval of the Board of County Commissioners. The Department of Revenue, State of Florida, has the final authority on the operating budgets for the Tax Collector and the Property Appraiser included in the

LAKE COUNTY, FLORIDA  
NOTES TO FINANCIAL STATEMENTS  
SEPTEMBER 30, 2021

General Fund. The Clerk's Courts Fund budget included in the special revenue funds is certified by the Florida Clerk of Courts Operations Corporation (CCOC).

In addition to the legal requirements discussed above, the Board has adopted management control and approval guidelines for expenditures and budget amendments. Key components of these management guidelines are as follows:

- (1) Transfers of budgeted amounts between major object codes of a department within a fund must be approved by the Board if they exceed \$25,000.
- (2) Transfers of budgeted amounts between funds must be approved by the Board following a public hearing.
- (3) No expenditure or encumbrance may occur without a sufficient budgetary balance.
- (4) All encumbered and unencumbered appropriations lapse at the close of the fiscal year. Encumbered amounts must be re-appropriated in the next fiscal year.

For the fiscal year 2021, the Board of County Commissioners adopted annual budgets for the following funds and fund types: all governmental fund types, Landfill Fund and internal service funds. The original budget is adopted before final audited beginning fund balances are available, resulting in differences between the beginning fund balance for the original and the final budget presentation in the governmental funds.

Except for the Landfill Fund and Fleet Management Fund (proprietary fund types), all budgets are prepared on a basis consistent with GAAP. The budget for these funds is prepared on an accrual basis and is in conformance with GAAP, except that capital outlay expenses are budgeted for management purposes and subsequently recorded as assets at year end.

I. Accrued Benefits Payable:

The County's policy is to permit employees to accumulate earned but paid time off. All paid time off is accrued when incurred in the government-wide and proprietary fund financial statements.

LAKE COUNTY, FLORIDA  
NOTES TO FINANCIAL STATEMENTS  
SEPTEMBER 30, 2021

J. Deferred Outflows/Inflows of Resources:

Deferred Outflow on Refunding of Revenue Bonds - The difference between the re-acquisition price and the net carrying amount of refunded bonds is presented on the balance sheets at September 30, 2021, as a deferred outflow of resources and is amortized as an adjustment to interest expense on a straight-line basis over the life of the refunded bonds or the life of the refunding bonds, whichever is shorter.

Deferred Outflows Related to Pensions - These deferred outflows of resources are an aggregate of items related to pensions as calculated in accordance with GASB Statement No. 68, *Accounting and Financial Reporting for Pensions*. Deferred outflows related to pensions will be recognized as either pension expense or a reduction in the net pension liability in future reporting years. Details on the composition of the deferred outflows of resources related to pensions are further discussed in Note 11.

Deferred Outflows Related to OPEB - These deferred outflows of resources are an aggregate of items related to OPEB as calculated in accordance with GASB Statement No. 75, *Accounting and Financial Reporting for Postemployment Benefits Other Than Pensions*. Deferred outflows related to OPEB will be recognized as either OPEB expense or a reduction in the total OPEB liability in future reporting years. Details on the composition of the deferred outflows of resources related to OPEB are further discussed in Note 12.

Deferred Inflows Related to Pensions - These deferred inflows of resources are an aggregate of items related to pensions as calculated in accordance with GASB Statement No. 68, *Accounting and Financial Reporting for Pensions*. Deferred inflows related to pensions will be recognized as a reduction to pension expense in future reporting years. Details on the composition of the deferred inflows of resources related to pensions are further discussed in Note 11.

Deferred Inflows Related to OPEB - These deferred inflows of resources are an aggregate of items related to OPEB as calculated in accordance with GASB Statement No. 75, *Accounting and Financial Reporting for Postemployment Benefits Other Than Pensions*. Deferred outflows related to OPEB will be recognized as either OPEB expense or a reduction in the total OPEB liability in future reporting years. Details on the composition of the deferred outflows of resources related to OPEB are further discussed in Note 12.

Deferred Inflows Related to Leases - These deferred inflows of resources are an estimate of the present value of lease payments owed to the County that do not meet the revenue recognition requirements for governmental fund reporting but are included in revenue and ending net position on the government-wide financial statements. Details on these lease arrangements are further discussed in Note 15.



LAKE COUNTY, FLORIDA  
NOTES TO FINANCIAL STATEMENTS  
SEPTEMBER 30, 2021

K. Fund Equity/Restricted Net Position:

In the fund financial statements, governmental funds report fund balance in one of the following categories and amounts are considered to have been spent when expenditures are incurred for these purposes:

**Nonspendable:** Resources that cannot be spent, such as inventory or prepaids.

**Restricted:** Balances that can only be spent for specific purposes, such as constraints imposed by external sources or by enabling legislation.

**Committed:** Resources that can only be used for a specific purpose imposed by an ordinance enacted prior to the end of the fiscal year by the Board, the highest level of decision-making authority for the County.

**Assigned:** Amounts that are designated for specific purposes by Board action as authorized under budget policy, but are neither restricted or committed.

**Unassigned:** Unassigned fund balance is the residual amount remaining in the General Fund after the above spending constraints have been considered. The General Fund is the only fund that reports a positive unassigned fund balance amount. In other governmental funds, it is not appropriate to report a positive unassigned fund balance amount. However, in governmental funds other than the General Fund, if expenditures incurred for a specific purpose exceed the amounts that are restricted, committed, or assigned for those purposes, it may be necessary to report negative unassigned fund balance in that fund.

The portion of the fund balance included as a budgetary resource in the subsequent year's budget, and purchase orders which are expected to be completed in the next fiscal year, are included as an assigned fund balance in the General Fund.

Additionally, the Board has a General Fund reserve for cash balances to be carried over pursuant to Florida Statutes. This reserve is to be used for paying expenses from October 1 to such time that revenues for the ensuing fiscal year are expected to be available. In addition, this reserve protects the County's essential government programs during periods of economic downturn or other unforeseen catastrophic events that may occur. The goal is to maintain between 7% to 12% of the total operating budget in this reserve. This reserve is included in the unassigned fund balance in the General Fund.

When determining the classification of fund balance, the Board considers that restricted funds, committed funds, and assigned funds are used in that order before using unassigned funds.

Net position is restricted when constraints are placed on its use by external creditors such as through debt covenants, grantors, and donors or imposed by law through constitutional provisions or enabling legislation. The majority of the restrictions placed on net position

LAKE COUNTY, FLORIDA  
NOTES TO FINANCIAL STATEMENTS  
SEPTEMBER 30, 2021

for the County are those imposed by enabling legislation, such as the use of gas taxes, road impact fees, infrastructure sales taxes and fire special assessments.

L. Long-Term Obligations:

In the government-wide financial statements, and for proprietary fund types in the fund financial statements, long-term debt and other long-term obligations are reported as liabilities in the applicable governmental activities, business-type activities, or proprietary fund type statement of net position. Bond premiums and discounts are amortized systematically over the term of the bonds. Bonds payable are reported net of the applicable bond premium or discount.

In the fund financial statements, governmental fund types recognize bond premiums and discounts during the current period. The face amount of debt issued is reported as other financing sources. Premiums received on debt issuances are reported as other financing sources while discounts on debt issuances are reported as other financing uses. Issuance costs, whether or not withheld from the actual debt proceeds received, are reported as debt service expenditures.

M. Use of Estimates:

The preparation of the financial statements in conformity with accounting principles generally accepted in the United States of America requires management to make estimates and assumptions that affect: the reported amounts of assets and liabilities, the disclosure of contingent assets and liabilities at the date of the financial statements, and the reported amounts of revenues and expenditures/expenses during the reporting period. Actual results could differ from those estimates.

N. Change in Accounting Principle:

Effective October 1, 2020, Lake County adopted GASB Statement No. 84, *Fiduciary Activities*. Implementation of the Statement established criteria for identifying fiduciary activities and enhances the value provided by the information reported for assessing the government's accountability and stewardship. The financial statements of custodial funds held by the County have been restated to comply with the liability recognition criteria of the Statement. The Clerk of the Circuit Court and the Sheriff report a restatement of Net Position in the amount of \$4,605,456 and \$514,948, respectively.

LAKE COUNTY, FLORIDA  
NOTES TO FINANCIAL STATEMENTS  
SEPTEMBER 30, 2021

2. RECONCILIATION OF GOVERNMENT-WIDE AND FUND FINANCIAL STATEMENTS

The Governmental Fund Balance Sheet includes a reconciliation between Fund Balance - Total Governmental Funds and Net Position – Governmental Activities as reported in the government-wide Statement of Net Position. One element of that reconciliation explains that “Long-term obligations, including bonds payable, are not due and payable in the current period and, therefore, are not reported in the governmental funds.” The details of this \$120,748,761 difference are as follows:

Bonds Payable	\$ 103,695,000
Add: Bond Premium	1,232,544
Note Payable	426,537
Compensated Absences (excluding Internal Service Fund \$56,128)	15,394,680
Net Adjustment	<u>\$ 120,748,761</u>

3. DEPOSITS AND INVESTMENTS

Pooled cash accounts are maintained for each fund of the Board of County Commissioners, Sheriff, and Clerk. Each fund’s portion of this pool is displayed on the fund financial statement balance sheets as “Pooled Cash and Investments” and is included in the cash and cash equivalents on the Statement of Net Position. Interest earned from investments with pooled cash is allocated to each of the funds based on the fund’s average daily equity balance. Each of the Constitutional Officers maintains various cash deposit and investment accounts.

Deposits

The County’s deposits consist of interest and non-interest bearing demand accounts which are covered entirely by federal depository insurance or by a multiple financial institution collateral pool pursuant to the Public Depository Security Act of the State of Florida. This Act requires that the County maintain deposits only in “qualified public depositories”. All qualified public depositories must deposit with the State Treasurer eligible collateral in such amounts as required by the Act. In addition, qualified public depositories are required under the Act to assume mutual responsibility against loss caused by the default or insolvency of other qualified public depositories of the same type. Should a default or insolvency occur, the State Treasurer will implement procedures for payment of losses according to the validated claims of the County.

Investments

Pursuant to Florida Statutes, the County is authorized to invest in the Florida Local Government Investment Trust (FLGIT). The fund is managed by an independent advisor with oversight by the Florida Court Clerks and Comptrollers Association and the Florida Association of Counties.

FLGIT, a short term bond fund, is accounted for as a fluctuating Net Asset Value (NAV) pool. Accounting valuations reflect estimates of the fair value of the securities rather than their amortized cost. Securities are valued at most recent sales price or most recent

LAKE COUNTY, FLORIDA  
NOTES TO FINANCIAL STATEMENTS  
SEPTEMBER 30, 2021

published bid or other quotation. The fair value of investments is determined on a daily basis. Participants fair value is determined by the number of units in the fund times the market value per share. Contributions and withdrawals are recorded at the unit value on the execution date. As of September 30, 2021, the fair value of the investment in FLGIT is \$12,649,640.

Interest Rate Risk

In an effort to minimize interest rate risk, the County’s Investment Ordinance requires that the weighted average maturity of the portfolio in total not exceed two years. In addition, no individual security can have a maturity greater than five years. FLGIT has a weighted average maturity of 2.10 years.

Credit Risk

Authorized investments as listed in the County’s Investment Ordinance include only those securities with the highest credit ratings. FLGIT has an investment rating of AA+ by Fitch, Inc.. This rating indicates the fund portfolio holdings provide extremely strong protection against losses from credit defaults.

A reconciliation of cash and investments as shown on the Statement of Net Position follows:

	Total		
Cash on Hand and Carrying Amount of Deposits	\$ 233,496,632		
Carrying Amount of Investments Total	12,649,640 \$ 246,146,272		
	Gov't-Wide	Custodial	Total
Cash and Cash Equivalents	\$ 225,705,845	\$ 15,115,736	\$ 240,821,581
Non-Current Restricted Cash and Investments Total	5,324,691 <u>\$ 231,030,536</u>	- <u>\$ 15,115,736</u>	5,324,691 <u>\$ 246,146,272</u>

4. ASSESSMENTS RECEIVABLE

Assessments receivable at September 30, 2021, consist primarily of \$87,013 in secondary roads, which is classified as non-current. These assessments are reported in the County Transportation Trust Fund and are administered by the Board. Assessments to the fund become due and payable thirty days after the final assessment roll is approved by the Board. All assessments not paid within the period are paid in equal installments over a seven or ten-year period, with interest ranging from 3.25% to 5.25% per annum. Any assessments payable in installments may be paid at any time, together with accrued interest to date.

LAKE COUNTY, FLORIDA  
NOTES TO FINANCIAL STATEMENTS  
SEPTEMBER 30, 2021

5. CAPITAL ASSETS

A summary of governmental activities capital assets follows:

	Balance Oct. 1, 2020	Additions	Deletions/Transfers	Balance Sept. 30, 2021
Governmental activities:				
Capital assets not depreciated:				
Land	\$ 109,473,842	\$ 639,359	\$ (657,890)	\$ 109,455,311
Construction work in progress	42,780,886	11,826,510	(16,839,315)	37,768,081
Total	<u>152,254,728</u>	<u>12,465,869</u>	<u>(17,497,205)</u>	<u>147,223,392</u>
Capital assets being depreciated:				
Buildings	248,523,006	12,771,893	(985,250)	260,309,649
Improvements other than buildings	50,244,617	2,205,231	-	52,449,848
Machinery and equipment	95,211,129	11,749,571	(4,282,133)	102,678,567
Infrastructure	353,781,620	4,843,433	(10,952,137)	347,672,916
Total	<u>747,760,372</u>	<u>31,570,128</u>	<u>(16,219,520)</u>	<u>763,110,980</u>
Less accumulated depreciation:				
Buildings	(95,629,867)	(6,252,526)	504,941	(101,377,452)
Improvements other than buildings	(27,338,866)	(2,192,070)	-	(29,530,936)
Machinery and equipment	(73,157,068)	(6,314,320)	3,950,770	(75,520,618)
Infrastructure	(206,374,512)	(12,880,372)	10,952,137	(208,302,747)
Total	<u>(402,500,313)</u>	<u>(27,639,288)</u>	<u>15,407,848</u>	<u>(414,731,753)</u>
Total capital assets being depreciated, net	<u>345,260,059</u>	<u>3,930,840</u>	<u>(811,672)</u>	<u>348,379,227</u>
Governmental activities capital assets, net	<u>\$ 497,514,787</u>	<u>\$ 16,396,709</u>	<u>\$ (18,308,877)</u>	<u>\$ 495,602,619</u>

Depreciation expense for governmental activities was charged to functions as follows:

Governmental activities:	
General Government	\$ 2,417,819
Public Safety	6,308,634
Physical Environment	83,297
Transportation	14,590,503
Economic Environment	36,013
Human Services	269,771
Culture and Recreation	1,878,129
Court-Related Expenses	2,041,095
Depreciation expense by function, excluding Internal Service Funds	<u>27,625,261</u>
Depreciation in the Internal Service Funds are charged to various functions based on their usage of the assets	14,027
Depreciation expense - governmental activities	<u>\$ 27,639,288</u>

LAKE COUNTY, FLORIDA  
NOTES TO FINANCIAL STATEMENTS  
SEPTEMBER 30, 2021

A summary of business-type activities capital assets follows:

	Balance Oct. 1, 2020	Additions	Deletions/ Transfers	Balance Sept. 30, 2021
Business-type activities:				
Capital assets not depreciated:				
Land	\$ 3,183,017	\$ -	\$ -	\$ 3,183,017
CWIP	101,578	36,520	-	138,098
Total	<u>3,284,595</u>	<u>36,520</u>	<u>-</u>	<u>3,321,115</u>
Capital assets being depreciated:				
Buildings	2,306,943	-	-	2,306,943
Improvements other than buildings	15,881,917	-	-	15,881,917
Machinery and equipment	2,431,352	-	(43,934)	2,387,418
Total	<u>20,620,212</u>	<u>-</u>	<u>(43,934)</u>	<u>20,576,278</u>
Less accumulated depreciation for:				
Buildings	(2,039,467)	(77,963)	-	(2,117,430)
Improvements other than buildings	(8,905,973)	(47,519)	-	(8,953,492)
Machinery and equipment	(1,678,130)	(143,148)	43,934	(1,777,344)
Total	<u>(12,623,570)</u>	<u>(268,630)</u>	<u>43,934</u>	<u>(12,848,266)</u>
Total capital assets being depreciated, net	<u>7,996,642</u>	<u>(268,630)</u>	<u>-</u>	<u>7,728,012</u>
Business-type activities capital assets, net	<u>\$ 11,281,237</u>	<u>\$ (232,110)</u>	<u>\$ -</u>	<u>\$ 11,049,127</u>

6. SHORT-TERM DEBT

Short-term debt for the year is summarized below:

	Maturity	Effective Interest Rate	Balance Sept. 30, 2020	Issued	Redeemed	Balance Sept. 30, 2021
Line of Credit	10/23/21	0.65%	\$ -	\$ 10,100,000	\$ (10,100,000)	\$ -

On October 23, 2020, the County entered into a one-year agreement for a non-revolving line of credit with Bank of America for an amount up to \$36,000,000. The line of credit was issued to provide cash flow to pay eligible costs available for CARES Act reimbursement. All amounts drawn on the line were repaid during the fiscal year. There was no outstanding balance at September 30, 2021. Interest and fees expense on short-term debt for the year were \$63,462 and \$73,492 respectively.

LAKE COUNTY, FLORIDA  
NOTES TO FINANCIAL STATEMENTS  
SEPTEMBER 30, 2021

7. LONG-TERM DEBT

A. Lake County, Florida, Board of County Commissioners Sales Tax Refunding Revenue Bond (Pari-Mutuel Revenues Replacement Program), Series 2011:

In 2011, the County issued a \$3,635,000 direct placement in a current refunding of the Sales Tax Revenue Bonds (Pari-Mutuel Revenues Replacement Program) Series 2000 that were previously outstanding. The refunding was undertaken to reduce debt service payments over the next 20 years by \$549,256 and resulted in an economic gain of \$385,387. In 2013, the bond was modified and reissued at a reduced interest rate, resulting in a net present value savings of \$195,930. The prior interest rate was 3.91%.

The original bonds were issued to provide funds to finance the cost of acquisition, construction and equipping of certain capital improvements to be made within the County including the acquisition of land for a regional park and various walking and biking trails. The bond is secured by a pledge of sales tax revenues received by the County as a replacement of the funds previously distributed under Chapter 550, Florida Statutes, from racetrack and jai alai fronton revenues. Annual principal and interest payments are expected to use 85% of the pledged revenues in Fiscal Year 2022. For the current year, principal and interest payments and sales tax replacement revenues totaled \$251,300 and \$297,667, respectively. Bond principal payments are due in annual installments beginning October 1, 2011 continuing until final maturity on October 1, 2030. The bond bears interest of 3.12%. The bond contains remedies for default and a provision that upon event of default, outstanding amounts become immediately due and may include interest rate escalations.

The annual requirements to amortize the outstanding direct placement Pari-Mutuel Revenues Replacement Refunding Bond at September 30, 2021 are as follows:

Fiscal Year Ending Sept. 30	Principal	Interest	Total
2022	\$ 185,000	\$ 60,528	\$ 245,528
2023	195,000	54,756	249,756
2024	205,000	48,672	253,672
2025	210,000	42,276	252,276
2026	215,000	35,724	250,724
2027-2030	930,000	73,944	1,003,944
Total	<u>\$ 1,940,000</u>	<u>\$ 315,900</u>	<u>\$ 2,255,900</u>

B. Lake County, Florida, Board of County Commissioners Capital Improvement Revenue Bonds, Series 2015A and Series 2015B:

In 2015, the County issued two Capital Improvement Refunding Revenue Bonds, Series 2015A and 2015B in the amounts of \$25,845,000 and \$50,140,000, respectively. The 2015A amount was a direct placement. The bonds were issued to refund \$71,580,000 of the outstanding Capital Improvement Revenue Bonds, Series 2007 that were originally issued to provide funds to acquire, construct and equip various capital improvements.

LAKE COUNTY, FLORIDA  
NOTES TO FINANCIAL STATEMENTS  
SEPTEMBER 30, 2021

The Series 2015A bond bears interest at the rate of 2.27% with a maturities ranging from June 1, 2018 to June 1, 2026 and the Series 2015B bonds bear interest at rates ranging from 2.00% to 5.00% with a maturities ranging from June 1, 2027 to June 1, 2037.

The County advance refunded the 2007 Capital Improvement Revenue Bonds to reduce its total debt service payments by \$5,790,833 and to obtain an economic gain (difference between the present values of the debt service payments on the old and new debt) of \$4,490,065. The reacquisition price exceeded the net carrying amount of the old debt by \$3,630,349. This amount is being amortized over 22 years. Current year amortization was \$165,016, with an accumulated amortization of \$990,096 and a balance of \$2,640,253 remaining.

The refunding bonds are secured by a pledge of the County's Half Cent Sales Tax received from the State. Annual principal and interest payments are expected to use approximately 29.00% of the pledged revenues in Fiscal Year 2022. For the current year, principal payments and interest and fiscal charges totaled \$3,129,185 for Series 2015A and \$2,239,987 for Series 2015B. Half Cent Sales Tax revenues totaled \$20,030,444. The bonds contain remedies for default and a provision for interest rate escalations upon the occurrence and event of default.

In addition to the bond covenants described at the end of this section the Series 2015A bond requires the County to submit a copy of the annual budget each fiscal year within 30 days of adoption. The Series 2015B bond requires the County to submit a distribution percentage schedule, historical receipts of half-cent sales taxes, and update pro-forma debt service coverage schedules. The County has maintained compliance with these and all bond covenants for all applicable years.

The annual requirements to amortize the outstanding 2015A and 2015B Capital Improvement Revenue Bonds at September 30, 2021 are as follows:

Fiscal Year Ending Sept. 30	Capital Improvement Revenue Bond, Series 2015A Direct Placement		Capital Improvement Revenue Bond, Series 2015B		Total
	Principal	Interest	Principal	Interest	
2022	\$ 2,795,000	\$ 332,101	\$ 140,000	\$ 2,102,287	\$ 5,369,388
2023	2,860,000	268,655	140,000	2,098,087	5,366,742
2024	2,925,000	203,732	145,000	2,093,887	5,367,619
2025	2,990,000	137,335	150,000	2,089,538	5,366,873
2026	3,060,000	69,462	155,000	2,085,038	5,369,500
2027-2031	-	-	19,430,000	8,553,690	27,983,690
2032-2036	-	-	23,955,000	4,013,925	27,968,925
2037	-	-	5,380,000	215,200	5,595,200
					\$
Total	<u>\$ 14,630,000</u>	<u>\$ 1,011,285</u>	<u>\$ 49,495,000</u>	<u>\$ 23,251,652</u>	<u>88,387,937</u>



LAKE COUNTY, FLORIDA  
NOTES TO FINANCIAL STATEMENTS  
SEPTEMBER 30, 2021

C. Lake County, Florida, Board of County Commissioners Limited General Obligation Bonds, Series 2015:

On June 24, 2015, the County issued a \$20,950,000 Limited General Obligation Refunding Bond, Series 2015, which was a direct placement, to refund \$19,370,000 of outstanding Limited General Obligation Bonds, Series 2007 which were originally issued to provide funds to acquire and improve lands within the County, to protect drinking water sources, preserve natural areas, protect open space from overdevelopment, provide parks and trails and improve water quality. The Series 2015 bonds bear interest at the rate of 2.220% and have maturities ranging from June 1, 2016 to April 1, 2026.

The County advance refunded the 2007 Limited General Obligation Bonds to reduce its total debt service payments by \$1,966,290 and to obtain an economic gain (difference between the present values of the debt service payments on the old and new debt) of \$1,745,292. The reacquisition price exceeded the net carrying amount of the old debt by \$1,008,123. This amount is being amortized over 11 years. Current year amortization was \$91,647, with an accumulated amortization of \$549,885 and a balance of \$458,238 remaining.

The refunding bonds are secured by a pledge of not more than one-third of one mill of ad valorem taxes which was approved by referendum in 2004. Annual principal and interest payments are expected to use approximately 100.00% of the pledged revenues in Fiscal Year 2022. For the current year, principal payments and interest and fiscal charges totaled \$2,526,910. Limited ad valorem revenues and fund balance available for debt service totaled \$2,604,221 and \$587,090, respectively. The bond contains remedies for events of default that are dependent upon judicial actions that may be limited. In the event a default is longer than 30 days after notice to the County, the registered owners of not less than 25% in aggregate principal of the individual outstanding debt instruments shall be entitled to the appointment of a receiver of the pledged revenues. The receiver shall be entitled to take possession of various funds and accounts established by the County upon issuance of that debt, and shall collect all pledged revenues to apply towards satisfaction of the outstanding principal and interest.

The annual requirements to amortize the outstanding direct placement 2015 Limited General Obligation Bonds at September 30, 2021 are as follows:

Fiscal Year Ending Sept. 30	Principal	Interest	Total
2022	\$ 2,260,000	\$ 262,737	\$ 2,522,737
2023	2,315,000	212,565	2,527,565
2024	2,365,000	161,172	2,526,172
2025	2,415,000	108,669	2,523,669
2026	2,480,000	45,880	2,525,880
Total	<u>\$ 11,835,000</u>	<u>\$ 791,023</u>	<u>\$ 12,626,023</u>

LAKE COUNTY, FLORIDA  
NOTES TO FINANCIAL STATEMENTS  
SEPTEMBER 30, 2021

D. Lake County, Florida, Infrastructure Sales Surtax Revenue and Refunding Bond, Series 2019:

In 2018, the County issued \$19,980,000 in a direct placement to provide funds to design and construct a new animal shelter and to replace the inventory of emergency radios for both the County and Cities within the County. On October 24, 2019, the County issued \$18,045,000 in a direct placement Infrastructure Sales Surtax Refunding Revenue Bond Series 2019 to refund the total outstanding amount of the Series 2018 bond which was \$19,545,000. This included a cash contribution at closing in the amount of \$1,777,425. In addition, on October 24, 2019, the County issued an additional \$10,000,000 direct placement Infrastructure Sales Surtax Revenue Bond Series 2019 to fund road resurfacing projects. The Series 2019 bond totaling \$28,045,000 bears interest at the rate of 1.85% with a maturities ranging from December 1, 2020 to December 1, 2032.

The County advance refunded the 2018 Infrastructure Sales Surtax Revenue Bond to reduce its total debt service payments by \$2,916,526 and to obtain an economic gain (difference between present value of the debt service payments on the old and new debt) of \$1,022,673.

The refunding bond and the new bond are secured by a pledge of the levy of the one cent local government Infrastructure Sales Surtax revenues. Annual principal and interest payments are expected to use 14.49% of the pledged revenues in fiscal year 2022. The current year, principal payments and interest and fiscal charges totaled 2,748,020. One cent local government Infrastructure Sales Surtax revenues totaled \$20,231,000. The bond contains provisions and remedies for default and interest rate escalations in the event of default.

In addition to the bond covenants described at the end of this section the Series 2019 bonds contain a covenant that requires the County to submit a copy of the annual budget each fiscal year with 30 days of adoption. The County has maintained compliance with this and all bond covenants for all applicable years.

The annual requirements to amortize the outstanding direct placement Infrastructure Sales Surtax Revenue and Refunding Bond, Series 2019 at September 30, 2021 are as follows:

Fiscal Year Ending Sept. 30	Principal	Interest	Total
2022	\$ 2,345,000	\$ 455,516	\$ 2,800,516
2023	2,390,000	411,718	2,801,718
2024	2,435,000	367,086	2,802,086
2025	2,480,000	321,622	2,801,622
2026	2,530,000	275,280	2,805,280
2027-2031	10,690,000	700,040	11,390,040
2032-2033	2,925,000	54,436	2,979,436
Total	<u>\$ 25,795,000</u>	<u>\$ 2,585,698</u>	<u>\$ 28,380,698</u>

LAKE COUNTY, FLORIDA  
NOTES TO FINANCIAL STATEMENTS  
SEPTEMBER 30, 2021

E. Debt Covenants and Arbitrage:

In addition to bond covenants specifically listed for certain issuances, all bonds previously described include a covenant to submit annual audited financial statements. The County has maintained compliance with this requirement for all applicable fiscal years. Additionally, any arbitrage calculations and reporting deadlines have been met and no related liabilities have been noted.

F. Lake County, Florida, Notes Payable:

On September 23, 2016, the County purchased land and buildings, via a direct borrowing, for a total sum of \$1,010,000 of which \$101,000 was paid at closing. The remaining balance of \$909,000 will be paid in nine annual installments. The note bears interest at a fixed rate of 2.25%. The current year principal and interest payment was \$100,834 and \$11,866, respectively, with a remaining principal balance of \$426,537.

The annual requirements to amortize the outstanding direct borrowing note at September 30, 2021 are as follows:

Fiscal Year Ending Sept. 30	Principal	Interest	Total
2022	\$ 103,102	\$ 9,597	\$ 112,699
2023	105,422	7,277	112,699
2024	107,794	4,905	112,699
2025	110,219	2,480	112,699
Total	<u>\$ 426,537</u>	<u>\$ 24,259</u>	<u>\$ 450,796</u>

LAKE COUNTY, FLORIDA  
NOTES TO FINANCIAL STATEMENTS  
SEPTEMBER 30, 2021

G. Changes in Long-Term Liabilities:

Long-term liability activity for the year ended September 30, 2021 is as follows:

	Balance	Additions/	Payments and	Balance	Due
<u>Gov't. Activities</u>	<u>Oct. 1, 2020</u>	<u>Deletions</u>	<u>Reductions</u>	<u>Sept. 30, 2021</u>	<u>Within One Year</u>
<b>Revenue Bond:</b>					
Capital Improvement Refunding Revenue Bond 2015B	\$ 49,630,000	\$ -	\$ 135,000	\$ 49,495,000	\$ 140,000
<b>General Obligation Bond from Direct Placement:</b>					
Limited General Obligation Refunding Bond 2015	14,050,000	-	2,215,000	11,835,000	2,260,000
<b>Revenue Bonds from Direct Placements:</b>					
Infrastructure Sales Surtax Revenue and Refunding Bond, Series, 2019	28,045,000	-	2,250,000	25,795,000	2,345,000
Capital Improvement Refunding Revenue Bond 2015A	17,365,000	-	2,735,000	14,630,000	2,795,000
Pari-Mutuel Revenues Refunding Bond	2,125,000	-	185,000	1,940,000	185,000
<b>Notes Payable from Direct Borrowings:</b>					
Notes Payable	527,371	-	100,834	426,537	103,102
Bond Premium	1,310,801	-	78,257	1,232,544	-
Total Bonds and Notes Payable	113,053,172	-	7,699,091	105,354,081	7,828,102
Accrued Benefits Payable	14,487,229	14,076,364	13,112,785	15,450,808	7,829,368
Other Post-Employment Benefits	37,048,311	11,209,702	424,387	47,833,626	-
Net Pension Liability	229,672,995	(143,908,771)	18,084,897	67,679,327	-
	\$	\$	\$	\$	\$
Total - Gov't. Activities	<u>\$ 394,261,707</u>	<u>(118,622,705)</u>	<u>\$ 39,321,160</u>	<u>236,317,842</u>	<u>15,657,470</u>

Internal service funds predominantly serve the governmental funds. Accordingly, long-term liabilities for them are included as part of the totals for governmental activities. At year end, Internal Service Fund accrued benefits payable of \$56,128 and net pension liability of \$245,360, are included in the above governmental activities amounts. Also, for the governmental activities, compensated absences and net pension liability are generally liquidated by the respective fund where the salaries were incurred. The other post-

LAKE COUNTY, FLORIDA  
NOTES TO FINANCIAL STATEMENTS  
SEPTEMBER 30, 2021

employment benefits annual required contributions above are generally paid by the insurance funds.

<u>Business-Type Activities</u>	<u>Balance Oct. 1, 2020</u>	<u>Additions/ Deletions</u>	<u>Payments</u>	<u>Balance Sept. 30, 2021</u>	<u>Due Within One Year</u>
Accrued Benefits Payable	\$ 154,155	\$ 114,520	\$ 99,691	\$ 168,984	\$ 55,528
Net Pension Liability	1,384,021	(842,452)	112,189	429,380	-
Landfill Closure and Post Closure Care Costs	6,372,212	566,505	77,693	6,861,024	256,533
<b>Total - Business-Type Activities</b>	<b>\$ 7,910,388</b>	<b>\$ (161,427)</b>	<b>\$ 289,573</b>	<b>\$ 7,459,388</b>	<b>\$ 312,061</b>

8. NET POSITION AND FUND BALANCES

Fund balances consist of the following:

	<u>General Fund</u>	<u>Major Special Revenue Funds</u>	<u>Nonmajor Governmental Funds</u>	<u>Total</u>
Fund Balances:				
Nonspendable	\$ 254,089	\$ -	\$ 1,957,227	\$ 2,211,316
Restricted:				
Construction	-	-	31,368,162	31,368,162
Road Maint	-	-	30,091,433	30,091,433
Fire Protection	-	-	8,217,043	8,217,043
Emergency Svcs	-	-	2,772,362	2,772,362
Housing Programs	-	-	3,192,220	3,192,220
Debt Service	-	-	1,154,453	1,154,453
Building Services	-	-	7,436,889	7,436,889
Tourism	-	-	6,915,692	6,915,692
Transportation	-	-	947,241	947,241
Other Purposes	-	228,988	5,517,806	5,746,794
<b>Total Restricted</b>	<b>-</b>	<b>228,988</b>	<b>97,613,301</b>	<b>97,842,289</b>
Committed:				
Stormwater Mgt	-	-	4,192,683	4,192,683
Ambulance Svcs	-	-	7,978,269	7,978,269
<b>Total Committed</b>	<b>-</b>	<b>-</b>	<b>12,170,952</b>	<b>12,170,952</b>
Assigned:				
Operations	2,630,000	-	-	2,630,000
Library Services	-	-	438,651	438,651
<b>Total Assigned</b>	<b>2,630,000</b>	<b>-</b>	<b>438,651</b>	<b>3,068,651</b>
Unassigned	35,150,736	-	-	35,150,736
<b>Total</b>	<b>\$ 38,034,825</b>	<b>\$ 228,988</b>	<b>\$ 112,180,131</b>	<b>\$ 150,443,944</b>

LAKE COUNTY, FLORIDA  
NOTES TO FINANCIAL STATEMENTS  
SEPTEMBER 30, 2021

The restricted fund balances for the major special revenue funds include \$3,893 which is restricted for grants and \$225,095 in the Mt. Plymouth-Sorrento CRA Fund which is restricted for other purposes.

Funds restricted for construction include the Sales Surtax Revenue Bond Capital Projects Fund in the amount of \$4,913, the Sales Tax Capital Projects fund in the amount of \$16,603,604; the Library Impact Fee Trust Fund in the amount of \$3,178,551; the Park Impact Fee Trust Fund in the amount of \$1,176,865; the County Sales Tax Fund in the amount of \$5,084,451, and the Road Resurfacing Capital Projects Fund in the amount of \$5,319,778. Impact Fees, infrastructure sales taxes and bond proceeds in these funds must be spent on capital outlay in accordance with legislation and bond covenants.

The Sheriff's Insurance Fund has eliminated its deficit from prior years through rate increases. Rate increases are expected to fund the claims in future years.

The Fleet Management Fund no longer has a deficit. This is mainly due to the reduction in the estimated pension liability recorded as part of GASB Statement No. 68, *Accounting and Financial Reporting for Pensions* . The estimated liability is calculated based on information provided by the Florida Retirement System.

Net investment in capital assets consists of the following:

Governmental activities:	
Capital assets	\$ 495,602,619
Less: Capital-related borrowings	(105,354,081)
Less: Capital-related accounts and retainage payable	(1,030,084)
Add: Deferred outflows on refundings of capital related debt	3,098,491
Add: Restricted cash (unspent bond proceeds)	5,324,691
Net investment in capital assets	<u>\$ 397,641,636</u>
Business-Type activities:	
Capital assets	\$ 11,049,127
Net investment in capital assets	<u>\$ 11,049,127</u>

9. COMMITMENTS AND CONTINGENCIES

A. Various suits and claims, arising in the ordinary course of County operations, are pending against the County. The ultimate effect of such litigation cannot be ascertained at this time. It is the opinion of management and the County's legal counsel that the liabilities which may arise from such action would not result in losses which would materially affect the financial position of the County or the changes in its financial position.

B. Pursuant to County Ordinance, road impact fees are collected by the County based on the transportation impact of new development. Fees and expenditures are segregated by district. Effective February 11, 2019, the North Transportation Benefit District was divided into two districts known as the North Central and Northeast/Wekiva Benefit Districts.

LAKE COUNTY, FLORIDA  
NOTES TO FINANCIAL STATEMENTS  
SEPTEMBER 30, 2021

Transportation fees collected before February 11, 2019, shall be expended in the district in which they were collected, utilizing the districts previously established.

Any funds not expended or encumbered by the end of the calendar quarter immediately following six (6) years from the date the road impact fee was paid, shall, upon application of the feepayer, be returned without interest. This six-year period may be extended for up to an additional three (3) years by action of the Board.

The following is a summary of road impact fees by district which may be subject to refunds within the time limitations:

Fiscal Year Ending Sept. 30	North Central	Northeast/ Wekiva	South	Central	North
2024	\$ -	\$ -	\$ 2,116,078	\$ -	\$ -
2025	-	107,761	4,336,193	186,474	-
2026	293,843	339,439	5,288,958	624,262	-
2027	829,413	616,973	5,912,038	960,701	-
	<u>\$ 1,123,256</u>	<u>\$ 1,064,173</u>	<u>\$ 17,653,267</u>	<u>\$ 1,771,437</u>	<u>\$ -</u>

C. Pursuant to County Ordinance, fire, library and park impact fees are collected by the Board to accommodate new development without decreasing the current level of services. Park impact fees are collected in districts: Central, North and South. Any funds not expended or encumbered by the end of the calendar quarter immediately following six (6) years from the date the impact fee monies were paid shall be returned to the landowner without interest, provided an application for refund is presented within one hundred eighty days (180) from the expiration of the six-year period. This six-year period may be extended by action of the Board for up to an additional three years.

The following is a summary of fire, library, and park impact fees which may be subject to refunds within the time limitations:

Fiscal Year Ending Sept. 30	Fire	Library	Park - Central	Park - North	Park - South
2022	\$ -	\$ -	\$ -	\$ -	\$ -
2023	-	107,469	-	-	19,234
2024	-	508,809	-	-	150,609
2025	32,474	585,656	-	58,713	125,098
2026	628,669	815,306	6,804	46,161	245,856
2027	1,252,719	900,418	36,834	52,257	314,493
	<u>\$ 1,913,862</u>	<u>\$ 2,917,658</u>	<u>\$ 43,638</u>	<u>\$ 157,131</u>	<u>\$ 855,290</u>

LAKE COUNTY, FLORIDA  
NOTES TO FINANCIAL STATEMENTS  
SEPTEMBER 30, 2021

D. Developer Agreements:

The County has entered into several developer agreements which may result in future financial obligations. These agreements with various developers are primarily for capital costs associated with road construction or transportation projects, in which a future asset may be contributed to the County or will benefit the County. The County has agreed to provide up to \$23 million in credits, waivers, reductions and/or direct payments for future building impact fees in return for the developer capital contributions.

E. Grants:

Amounts received or receivable from grantor agencies are subject to audit and adjustment by grantor agencies. If any expenditures are disallowed as a result of these audits, the claims for reimbursement to the grantor agency would become a liability of the County. In the opinion of management, any such adjustments would not be significant.

F. Risk Management:

The County is exposed to various risks of loss related to torts; theft of, damage to, and destruction of assets; errors and omissions; injuries to employees; and natural disasters. Effective October 1, 1985, the Board of County Commissioners elected to self-insure its general liability. In addition, effective October 1, 1989, the County elected to self-insure its automobile, workers' compensation and property liabilities. Effective October 1, 1999, the County elected to self-insure its medical coverage.

The County established an Insurance Fund (an internal service fund) to account for its uninsured risks of loss. Under this program, the Insurance Fund provides coverage for up to a maximum of \$100,000 per occurrence for each property claim, \$50,000 for each general liability claim, \$200,000 for each workers' compensation claim, and \$300,000 for each medical claim. The County purchases commercial insurance for claims in excess of coverage provided by the Fund.

Effective October 1, 2006, the Sheriff began to self-insure its medical coverage. The Sheriff established an Insurance Fund to account for its uninsured risks of loss. Specific stop loss coverage has been obtained for all medical claims exceeding \$185,000 per individual per year subject to an additional aggregating specific deductible of \$150,000. In addition, the Sheriff purchases aggregate stop loss coverage for total claims exceeding 125% of the attachment factors.

Each participating entity of the County and Sheriff makes payments to its respective Insurance Fund based on actuarial estimates as well as historical data for the amounts needed to pay prior and current year claims. The latest actuarial estimates, based on industry standards, relate to the fiscal year ended September 30, 2021.

Claims expenses and liabilities are reported when it is probable that a loss has occurred and the amount of the loss can be reasonably estimated. Settlements have not exceeded coverages for each of the last three fiscal years. All other coverages continue to be insured through commercial carriers.



LAKE COUNTY, FLORIDA  
NOTES TO FINANCIAL STATEMENTS  
SEPTEMBER 30, 2021

The liability at the end of the year is classified as current based on historical amounts of claims payments. Changes in the reported liability during the past two years are as follows:

	Liability Balance Oct. 1, 2019	Current Year Claims and Changes in Estimates	Claims Payments	Liability Balance Sept. 30, 2020
Board of County Commissioners:				
General Liability	\$ 1,967,800	\$ 6,357,144	\$ (5,121,444)	\$ 3,203,500
Health	748,000	14,075,321	(14,009,821)	813,500
	<u>2,715,800</u>	<u>20,432,465</u>	<u>(19,131,265)</u>	<u>4,017,000</u>
Sheriff:				
Health	395,461	7,085,107	(7,055,803)	424,765
Total	<u>\$ 3,111,261</u>	<u>\$ 27,517,572</u>	<u>\$ (26,187,068)</u>	<u>\$ 4,441,765</u>

	Liability Balance Oct. 1, 2020	Current Year Claims and Changes in Estimates	Claims Payments	Liability Balance Sept. 30, 2021
Board of County Commissioners:				
General Liability	\$ 3,203,500	\$ 3,537,143	\$ (3,356,243)	\$ 3,384,400
Health	813,500	14,586,594	(14,213,244)	1,186,850
	<u>4,017,000</u>	<u>18,123,737</u>	<u>(17,569,487)</u>	<u>4,571,250</u>
Sheriff:				
Health	424,765	8,483,988	(8,396,862)	511,891
Total	<u>\$ 4,441,765</u>	<u>\$ 26,607,725</u>	<u>\$ (25,966,349)</u>	<u>\$ 5,083,141</u>

G. Operating Leases:

The County entered into lease agreements for various vehicles under cancelable and non-cancelable operating leases. Rental expense related to the 5-year non-cancelable leases for the year was \$442,899. The minimum remaining non-cancelable operating lease payments are as follows:

Fiscal Year Ending Sept. 30	Amount
2022	\$ 442,899
2023	442,899
2024	442,899
2025	122,915
	<u>\$ 1,451,612</u>

LAKE COUNTY, FLORIDA  
NOTES TO FINANCIAL STATEMENTS  
SEPTEMBER 30, 2021

10. CONDUIT DEBT

From time to time, the County has issued Industrial Revenue Bonds to provide financial assistance to private-sector entities for the acquisition and construction of industrial and commercial facilities deemed to be in the public interest. The bonds are secured by the property financed and are payable solely from payments received on the underlying mortgage loans. Upon repayment of the bonds, ownership of the acquired facilities transfers to the private-sector entity served by the bond issuance. Neither the County, the State of Florida, nor any political subdivision thereof is obligated in any manner for repayment of the bonds. Accordingly, the bonds are not reported as liabilities in the accompanying financial statements.

As of September 30, 2021, the aggregate principal amount outstanding was \$192,968,768.

11. RETIREMENT PLAN

Substantially all County full-time employees participate in the State of Florida Retirement System ("System"), a cost sharing multiple-employer public employee retirement system (PERS). The System offers a choice between a defined benefit plan ("Pension Plan") and a defined contribution plan ("Investment Plan") for all state, county, district school board, community college and university employees, and is controlled by the State Legislature and administered by the State of Florida, Department of Administration, Division of Retirement. Employees of both plans also participate in the Retiree Health Insurance Subsidy Program ("HIS Plan"), which is a defined benefit plan.

The Pension Plan provides for vesting of benefits after six to eight years of creditable service. Normal retirement benefits are available to employees who retire at or after age 62 to 65 with six to eight years or more of service. Early retirement is available after six to eight years of service with a 5% reduction of benefits for each year prior to the normal retirement age. Retirement benefits are based upon age, average compensation and years-of-service credit, where average compensation is computed based on an individual's five to eight highest years of earnings. Benefits also include disability and survivor's benefits, as established by Florida Statutes.

Pension Plan members may participate in a Deferred Retirement Option Plan (DROP), after reaching eligibility for normal retirement or through the available deferral period for eligible members. This plan allows employees to defer receipt of retirement benefits while continuing employment for a System employer for a period up to sixty months. Accumulated system benefits earn either 1.30% or 6.5% interest compounded monthly, depending on the employee's participation date. The employer continues to contribute to the System on behalf of the employee as indicated above.

The HIS Plan is established in accordance with Section 112.363, Florida Statutes. The benefit is a monthly payment to assist retirees in paying their health insurance costs.

LAKE COUNTY, FLORIDA  
NOTES TO FINANCIAL STATEMENTS  
SEPTEMBER 30, 2021

Current benefits are based on \$5 per year of service, ranging from \$30 - \$150 per month. To be eligible, retirees must provide proof of health insurance coverage, which may include Medicare.

The Investment Plan provides for vesting after one year of creditable service. Under this plan, the employer makes contributions to a participant's account and the participant directs where the contributions are invested among the plan's investment funds. Upon termination, vested participants receive amounts accumulated in their investment accounts. Participating employer contributions are based upon actuarially determined State-wide rates established by the State of Florida. Expressed as percentages of annual covered payroll, employer contribution rates for the Pension Plan and the Investment Plan are applied to employee salaries as follows:

Membership Category	July 1, 2020 Employer's Contribution Rates	July 1, 2021 Employer's Contribution Rates
Regular	10.00%	10.82%
Special Risk (Fire and Police)	24.45%	25.89%
Senior Management	27.29%	29.01%
Elected State Officer (Includes County Officials)	49.18%	51.42%
Deferred Retirement Option Plan (DROP)	16.98%	18.34%

These employer contribution rates include HIS contribution rates of 1.66% and 1.66% effective July 1, 2021 and July 1, 2020, respectively. Effective July 1, 2011, employee contribution rates of 3% were applied to all members, except DROP participants.

The County's contribution to all plans for the years ended September 30, 2021, 2020, and 2019 was \$19,550,962, \$18,462,219, and \$16,722,475, respectively, equal to the required contributions for each year. Employee contributions for all plans were \$3,047,525, \$2,978,243, and \$2,784,264 for the years ended September 30, 2021, 2020, and 2019, respectively.

Pension Liabilities, Pension Expense and Deferred Outflows of Resources and Deferred Inflows of Resources Related to Pensions

At September 30, 2021, the County reported a liability of \$31,446,384 and \$36,662,323 for its proportionate share of the Pension Plan and HIS Plan net pension liability. The net pension liability was measured as of June 30, 2021, and the total pension liability used to calculate the net pension liability was determined by an actuarial valuation as of July 1, 2021 for the Pension Plan and July 2020 with updated procedures used to determine liabilities for July 2021 for the HIS Plan. The County's proportionate share of the net pension liability was based on the County's 2020-21 fiscal year contributions relative to the 2019-20 fiscal year contributions of all participating members. At June 30, 2021, the County's proportionate share for the Pension Plan was 0.416295376 percent, which was an decrease of 0.034474535 percent from its proportionate share measured as of June 30, 2020. At June 30, 2021, the County's proportionate share for the HIS Plan was

LAKE COUNTY, FLORIDA  
NOTES TO FINANCIAL STATEMENTS  
SEPTEMBER 30, 2021

0.298881611 percent, which was an increase of 0.006603401 percent from the proportionate share measured as of June 30, 2020.

The Pension Plan and HIS Plan liability is allocable to the Board and Constitutional Officers as follows:

	<u>Pension Plan</u>	<u>HIS Plan</u>
Board of County Commissioners	\$ 13,647,180	\$ 17,022,800
Clerk of Courts	1,670,328	2,879,414
Property Appraiser	610,818	708,532
Sheriff	14,211,323	13,975,703
Supervisor of Elections	302,481	370,561
Tax Collector	1,004,254	1,705,313
Total	<u>\$ 31,446,384</u>	<u>\$ 36,662,323</u>

For the year ended September 30, 2021, the County recognized pension expense of \$216,137 for the Pension Plan and \$3,079,973 for the HIS Plan.

The deferred outflows of resources and deferred inflows of resources related to the Pension Plan are as follows:

<u>Description</u>	<u>Deferred Outflows of Resources</u>	<u>Deferred Inflows of Resources</u>
Differences between expected and actual experience	\$ 5,389,960	\$ -
Change of assumptions	21,517,175	-
Net difference between projected and actual earnings on Pension Plan investments	-	109,708,530
Changes in proportion and differences between County Pension Plan contributions and proportionate share of contributions	9,364,328	11,852,304
County Pension Plan contributions subsequent to the measurement date	4,461,058	-
Total	<u>\$ 40,732,521</u>	<u>\$ 121,560,834</u>

LAKE COUNTY, FLORIDA  
NOTES TO FINANCIAL STATEMENTS  
SEPTEMBER 30, 2021

The deferred outflows of resources and deferred inflows of resources related to the HIS Plan are as follows:

Description	Deferred Outflows of Resources	Deferred Inflows of Resources
Differences between expected and actual experience	\$ 1,226,814	\$ 15,356
Change of assumptions	2,880,838	1,510,581
Net Difference between projected and actual earnings on HIS Plan investments	38,220	-
Changes in proportion and differences between County HIS Plan contributions and proportionate share of contributions	2,946,608	568,285
County HIS Plan contributions subsequent to the measurement date	451,774	-
Total	<u>\$ 7,544,254</u>	<u>\$ 2,094,222</u>

The deferred outflows of resources related to the Pension Plan and HIS Plan, totaling \$4,461,058 and \$451,774, respectively, resulting from County contributions to the Plans subsequent to the measurement date, will be recognized as a reduction of the net pension liability in the fiscal year ended September 30, 2022.

Other amounts reported as deferred outflows of resources and deferred inflows of resources related to the Pension Plan and HIS Plan will be recognized in pension expense as follows:

Fiscal Year Ending Sept. 30	Pension Plan	HIS Plan
2022	\$ (17,373,259)	\$ 915,795
2023	(17,602,274)	888,066
2024	(17,316,367)	881,857
2025	(17,757,413)	923,857
2026	(18,544,443)	743,948
Thereafter	3,304,385	644,735
Total	<u>\$ (85,289,371)</u>	<u>\$ 4,998,258</u>

**Pension Plan Actuarial Assumptions**

The total pension liability in the June 30, 2021 actuarial valuation was determined using the following actuarial assumption, applied to all periods included in the measurement:

Inflation	2.40%
Salary increases	3.25%, average, including inflation
Discount Rate	6.8%, net of pension plan investment expense
Mortality	PUB 2010 base table, projected generationally with Scale MP-2018

LAKE COUNTY, FLORIDA  
NOTES TO FINANCIAL STATEMENTS  
SEPTEMBER 30, 2021

The actuarial assumptions used in the July 1, 2021, valuation were based on the results of an actuarial experience study for the period July 1, 2013 through June 30, 2018.

The long-term expected rate of return on Pension Plan investments was not based on historical returns, but instead is based on a forward-looking capital market economic model. The allocation policy's description of each asset class was used to map the target allocation to the asset classes shown below. Each asset class assumption is based on a consistent set of underlying assumptions and includes an adjustment for the inflation assumption.

The target allocation and best estimates of arithmetic and geometric real rates of return for each major asset class, as outlined in the Pension Plan's Investment Policy, are summarized in the following table:

<u>Asset Class</u>	<u>Target Allocation</u>	<u>Annual Arithmetic Return</u>
Cash	1 %	2.1 %
Fixed Income	20	3.8
Global Equity	54.2	8.2
Real Estate (Property)	10.3	7.1
Private Equity	10.8	11.7
Strategic Investments	3.7	5.7

Pension Plan Discount Rate

The discount rate used to measure the total pension liability was 6.80%, which is the same as the prior year. The Pension Plan's fiduciary net position was projected to be available to make all projected future benefit payments of current active and inactive employees. Therefore, the discount rate for calculating the total pension liability is equal to the long-term expected rate of return.

HIS Plan Actuarial Assumptions

The total pension liability in the July 1, 2021 actuarial valuation was determined using the following actuarial assumptions, applied to all periods included in the measurement:

Inflation	2.40%
Salary increases	3.25%, average, including inflation
Municipal bond rate	2.16%
Mortality	PUB 2010 base table, projected generationally with Scale MP-2018

The actuarial assumptions used in the July 1, 2021 valuation were based on the results of an actuarial experience study for the period July 1, 2013 through June 30, 2018.

HIS Plan Discount Rate

The discount rate used to measure the total pension liability was 2.16%, which is a decrease from 2.21% in the prior year. In general, the discount rate for calculating the total pension liability is equal to the single rate equivalent to discounting at the long-term

LAKE COUNTY, FLORIDA  
 NOTES TO FINANCIAL STATEMENTS  
SEPTEMBER 30, 2021

expected rate of return for benefit payments prior to the projected depletion date. Because the HIS benefit is essentially funded on a pay-as-you-go basis, the depletion date is considered to be immediate, and the single equivalent discount rate is equal to the municipal bond rate selected by the FRS Actuarial Assumption Conference. The Bond Buyer General Obligation 20-Bond Municipal Bond Index was adopted as the applicable municipal bond index.

Sensitivity of the County's Proportionate Share of the Net Position Liability to Changes in the Discount Rate

The following represents the County's proportionate share of the net pension liability calculated using the current discount rate, as well as what the County's proportionate share of the net pension liability would be if it were calculated using a discount rate that is one percentage point lower or one percentage point higher than the current rate:

	<u>1% Decrease (5.80%)</u>	<u>Current Discount Rate (6.80%)</u>	<u>1% Increase (7.80%)</u>
Pension Plan proportionate share of the net pension liability	\$ 140,630,337	\$ 31,446,384	\$ (59,819,158)
	<u>1% Decrease (1.16%)</u>	<u>Current Discount Rate (2.16%)</u>	<u>1% Increase (3.16%)</u>
HIS Plan proportionate share of the net pension liability	\$ 42,385,197	\$ 36,662,323	\$ 31,973,708

The Florida Retirement System issues a publicly available financial report that includes financial statements and required supplementary information for the plan. Detailed information regarding the Pension and HIS Plans' fiduciary net position is available in the separately issued FRS Pension Plan and Other State-Administered Systems Annual Comprehensive Financial Report for the year ended June 30, 2021.

The report can be obtained by contacting the Division of Retirement at:

Department of Management Services  
 Division of Retirement  
 Bureau of Research and Education Section  
 P.O. Box 9000  
 Tallahassee, FL 32315-9000  
 850-488-5706 or toll free at 877-377-1737

LAKE COUNTY, FLORIDA  
NOTES TO FINANCIAL STATEMENTS  
SEPTEMBER 30, 2021

12. OTHER POST-EMPLOYMENT BENEFITS (OPEB)

A. Retiree Health Coverage:

Plan Description

The County administers a single-employer defined benefit healthcare plan (OPEB plan) available to retirees and their eligible dependents. The County and its Constitutional Officers are required by Florida Statutes to offer retirees and their eligible dependents the same health and medical coverage that is offered to active employees, at the same cost. County employees are eligible to receive coverage upon retirement under Florida Retirement System plan provisions, as discussed in Note 11. The OPEB plan does not issue a separate, audited GAAP-basis report. No assets are accumulated in a trust that meets the criteria in paragraph 4 of GASB Statement No. 75, *Accounting and Reporting for Post-employment Benefits Other Than Pensions*, (OPEB).

Benefits Provided

Participants in the OPEB plan become participants in the County's group health self-insurance program, and receive the healthcare benefits of that program for themselves and their dependents.

Contributions

Contribution requirements of plan members are established and may be amended by the Board and each Constitutional Officer. The County's employer OPEB contribution consists of an implicit rate subsidy only. To determine healthcare plan costs, the County is required to comingle the claims experience of retirees with that of active employees. However, retirees and active employees pay the same premium, thus creating an implicit rate subsidy.

Employees Covered by Benefit Terms

The following employees were covered by the benefit terms as of October 1, 2020, the latest actuarial valuation date:

Retirees currently receiving benefits	86
Active employees	<u>1,763</u>
Total	<u><u>1,849</u></u>

Total OPEB Liability

The County's total OPEB liability of \$47,833,626 at September 30, 2021 was measured as of October 1, 2020. The measurement period was October 1, 2020 to September 30, 2021.



LAKE COUNTY, FLORIDA  
 NOTES TO FINANCIAL STATEMENTS  
SEPTEMBER 30, 2021

This liability is allocable to the Board and Constitutional Officers as follows:

Board of County Commissioners	\$	5,310,811
Clerk of Courts		663,021
Property Appraiser		477,019
Sheriff		41,006,288
Supervisor of Elections		59,874
Tax Collector		316,613
		\$ 47,833,626

Actuarial Assumptions

The total OPEB liability at September 30, 2021 was based on an actuarial valuation dated October 1, 2020 using the following actuarial assumptions:

Inflation		2.60%
Salary Increase		3.25%
Discount Rate		2.41 to 3.58%
Healthcare Cost Trend Rates		8.0 - 4.5%

Mortality rates were based on the SOA PUB-2010 Mortality Table fully generational using Scale MP-2021.

A municipal bond rate was used as the discount rate to determine the total OPEB liability for the program. The discount rates used to measure the total OPEB liability at September 30, 2021 and September 30, 2020 were 2.41% and 3.58%, respectively, based on the Fidelity 20-Year Go Municipal Bond Index and the S&P Municipal Bond 20-Year High Grade Rate Index, respectively.

An experience study was not done, as it was not considered necessary to support the actuarial results.

Changes in the Total OPEB Liability (TOL)

		Change in TOL
<b>TOL Balance at September 30, 2020</b>	\$	37,048,311
Changes for the Year:		
Service cost		2,150,211
Interest		1,395,777
Changes in assumptions		11,355,207
Differences between expected and actual experience		(3,691,493)
Benefit payments		(424,387)
<b>Net Changes</b>		10,785,315
<b>TOL Balance at September 30, 2021</b>	\$	47,833,626

LAKE COUNTY, FLORIDA  
NOTES TO FINANCIAL STATEMENTS  
SEPTEMBER 30, 2021

Sensitivity of the total OPEB Liability to Changes in the Discount Rate

The following table presents the total OPEB liability, calculated using the discount rate of 2.41%, as well as what the County's total OPEB liability would be if it were calculated using a discount rate that is one percentage-point lower (1.41%) or one percentage-point higher (3.41%) than the current discount rate:

	1% Decrease (1.41%)	Current Discount Rate (2.41%)	1% Increase (3.41%)
Total OPEB liability	\$ 56,776,267	\$ 47,833,626	\$ 40,747,138

Sensitivity of the total OPEB Liability to Changes in the Healthcare Cost Trend Rates

The current healthcare trend rate starts at an initial rate of 8.0%, decreasing to an ultimate rate of 4.5%. The following table represents the total OPEB liability, as well as what the County's total OPEB liability would be if it were calculated using a healthcare cost trend that is one percentage-point lower, (assuming an initial rate of 7.0%, decreasing to an ultimate rate of 3.5%), or one percentage-point higher, (assuming an initial rate of 9.0%, decreasing to an ultimate rate of 5.5%).

	1% Decrease (7.0 - 3.5%)	Current Discount Rate (8.0 - 4.5%)	1% Increase (9.0 - 5.5%)
Total OPEB liability	\$ 39,064,460	\$ 47,833,626	\$ 59,585,981

OPEB Expense and Deferred Outflows of Resources and Deferred Inflows of Resources Related to OPEB

For the year ended September 30, 2021, the County recognized OPEB expense of \$2,673,377. At September 30, 2021, the County has deferred outflows of resources and deferred inflows of resources related to OPEB from the following sources:

	Deferred Outflows of Resources		Deferred Inflows of Resources
Differences between expected and actual experience	\$ 124,405	\$	9,024,828
Changes in assumptions	13,024,687		5,354,337
Contributions subsequent to the measurement date	540,145		-
<b>Total</b>	<b>\$ 13,689,237</b>	<b>\$</b>	<b>14,379,165</b>

The deferred outflows of resources of \$540,145 resulting from the contributions to the plan subsequent to the measurement date will be recognized in the fiscal year ended September 30, 2022.

LAKE COUNTY, FLORIDA  
NOTES TO FINANCIAL STATEMENTS  
SEPTEMBER 30, 2021

Other amounts reported as deferred outflows of resources and deferred inflows of resources shown above will be recognized in OPEB expense in the following years:

Fiscal Year Ending Sept. 30	
2022	\$ (332,466)
2023	(332,466)
2024	(332,466)
2025	(332,470)
2026	(407,284)
Thereafter	507,079
<b>Total</b>	<b><u>\$ (1,230,073)</u></b>

**B. Other Post Employment Benefits:**

In addition to the retiree health benefits described above, the Clerk provides post employment health care benefits to employees under a plan established through Nationwide Retirement Solutions, Inc. (Nationwide). Twenty-five percent of accrued sick pay for certain employees with less than ten years of service and 75% for employees with ten years or more of service is paid into the trust upon termination, retirement or death. The maximum contribution is limited to 1,440 hours. Contributions are invested according to instructions given by the employee and earnings accumulate tax exempt under section 501(c)(9) of the Internal Revenue Code. Upon separation of service, the account must be used to reimburse any qualified health insurance premiums paid by the employee.

**13. INTERFUND BALANCES AND TRANSFERS**

The composition of interfund balances in the fund financial statements as of September 30, 2021 is as follows:

Due To/From Other Funds:

Receivable Fund	Payable Fund	Amount
General Fund	Public Transportation Fund	\$ 1,234,215
General Fund	Sheriff Special Revenue Funds	481,031
Total		<u>\$ 1,715,246</u>

LAKE COUNTY, FLORIDA  
NOTES TO FINANCIAL STATEMENTS  
SEPTEMBER 30, 2021

The interfund receivables and payables totaling \$1,715,246 are temporary in nature and were to offset pooled cash positions.

Intragovernmental Receivables and Payables:

Receivable Fund	Payable Fund	Amount
General Fund	Law Enforcement Trust Fund	\$ 56,407
Sheriff Special Revenues Funds	General Fund	149,203
Sheriff Special Revenue Funds	Restricted Local Programs Fund	17,250
	Law Enforcement Grant Amounts	<u>222,860</u>
Various Nonmajor Governmental Funds	General Fund	576,979
Internal Service Funds	General Fund	95,722
	Services/Fees Amounts	<u>672,701</u>
Grand Total		<u><u>\$ 895,561</u></u>

There are intragovernmental balances totaling \$895,561. Approximately \$222,860 related to law enforcement grants and \$672,701 related other services/fees between various funds and the Constitutional Officers. All balances are expected to be repaid within one year.

Interfund transfers for the fund financial statements for the year ended September 30, 2021 consist of the following:

Transfers Out	Transfers In					
	General Fund	Major Funds	Nonmajor Funds	Internal Service Funds	Landfill	Total
General Fund	\$ -	\$ -	\$ 13,327,024	\$ -	\$ 3,033,861	\$ 16,360,885
Nonmajor Governmental	5,500,644	-	24,112,811	-	31,350	29,644,805
Internal Service Funds	412,723	-	-	-	-	412,723
Landfill	1,053,596	-	-	-	-	1,053,596
Total	<u>\$ 6,966,963</u>	<u>\$ -</u>	<u>\$ 37,439,835</u>	<u>\$ -</u>	<u>\$ 3,065,211</u>	<u>\$ 47,472,009</u>
					Transfers Out Governmental Funds	(46,005,690)
					Transfers Out Landfill	(1,053,596)
					Transfers Out Internal Service Funds	(412,723)
					Net Transfers	<u><u>\$ (47,472,009)</u></u>

Interfund transfers generally represent permanent transfers of funds. The General Fund receives transfers for administrative costs incurred. Transfers into the Landfill Fund are operational in nature. The remaining transfers are for debt service payments, capital outlay and operations between various funds.

14. LANDFILL CLOSURE AND POSTCLOSURE COSTS

The County is required by federal and state laws and regulations to place a final cover over its existing landfills after they stop accepting waste, and perform certain maintenance

LAKE COUNTY, FLORIDA  
NOTES TO FINANCIAL STATEMENTS  
SEPTEMBER 30, 2021

and monitoring functions for a period of 5 to 30 years after closure. New landfills must be constructed in accordance with federal and state requirements. In addition, the County complies with closure and postclosure costs financial assurance requirements imposed by the State. Annually, a report is filed with the Florida Department of Environmental Protection detailing the amount of such costs and the County's financial ability to pay them when due.

The County has estimated the closure and long-term care costs for each landfill and recorded a liability in the Landfill Fund.

The following schedule reflects the changes in estimates and payments for the year ended September 30, 2021:

<u>Landfill</u>	Balance Oct. 1, 2020	Changes in Estimates	Payments	Balance Sept. 30, 2021
Construction and Demolition	\$ 478,149	\$ 5,737	\$ -	\$ 483,886
Loghouse	144,195	(46,958)	1,107	96,130
Umatilla	104,455	(3,791)	13,618	87,046
Lady Lake	-	1,168	1,168	-
Central Landfill Phase I	405,660	(40,029)	37,209	328,422
Central Landfill Phase II	2,166,209	229,058	24,591	2,370,676
Central Landfill Phase III	3,073,544	421,320	-	3,494,864
Totals	<u>\$ 6,372,212</u>	<u>\$ 566,505</u>	<u>\$ 77,693</u>	<u>\$ 6,861,024</u>

Although closure and postclosure care costs will be paid only near or after the date that each landfill stops accepting waste, the County reports a portion of these closure and postclosure care costs as an operating expense each year based on landfill capacity used as of each balance sheet date.

At September 30, 2021, the Loghouse, Umatilla, Lady Lake, Central Landfill Phase I and Central Landfill Phase II landfills had no remaining capacity.

The following schedule reflects the estimated closure and postclosure care costs for each landfill as of September 30, 2021:

<u>Landfill</u>	Remaining Postclosure Care Period	Closure Costs	Postclosure Care	Total Liability
Construction and Demolition	5 years	\$ 433,012	\$ 50,874	\$ 483,886
Loghouse	3 years	-	96,130	96,130
Umatilla	6 years	-	87,046	87,046
Central Landfill Phase I	4 years	-	328,422	328,422
Central Landfill Phase II	24 years	-	2,370,676	2,370,676
Central Landfill Phase III	30 years	1,206,236	2,288,628	3,494,864
Totals		<u>\$ 1,639,248</u>	<u>\$ 5,221,776</u>	<u>\$ 6,861,024</u>

LAKE COUNTY, FLORIDA  
 NOTES TO FINANCIAL STATEMENTS  
SEPTEMBER 30, 2021

The Central Landfill Phase III was completed in 2009 and began accepting waste in 2011. The landfill consists of two cells, the Ash Cell and the Municipal Solid Waste Cell. There is no closure and post closure care costs to be recognized for the Ash Cell portion of the Phase III landfill in the current year because it is estimated at 100% of capacity used to date as of September 30, 2021. The remaining life of the Phase III landfill cannot be estimated as the County is currently transporting and disposing of waste to a landfill outside the County. One year of Postclosure Care amounting to \$256,533 has been included in the current portion of long-term obligations in the Landfill Fund.

These amounts are based on what it would cost the County to perform all closure and postclosure care in 2021. Actual costs may be higher due to inflation, changes in technology or changes in regulations.

15. LEASES RECEIVABLE

The County (Lessor) has entered into agreements with certain cities within Lake County (Lessee) for the purchase of emergency radios to be used by the cities. Lake County issued debt in the 2019 fiscal year to finance the purchase of the radios and is collecting a proportionate share of the amounts owed from each participating city. The cities were given the option to pay up front or spread the payments over a 10-year period. The 10-year arrangements are being accounted for as direct financing leases on the financial statements of the County. At September 30, 2021, there are amounts due from other governments and a deferred inflows of resources on the governmental fund financial statements in the amounts of \$3,359,305 which is equal to the estimated present value of the remaining amounts to be received.

Annual anticipated undiscounted cash flow from direct financing leases for each year for the next five years and thereafter are as follows:

Fiscal Year Ending Sept. 30	Amount
2022	\$ 516,064
2023	516,064
2024	516,064
2025	516,064
2026	516,064
Thereafter	1,032,128
Total	\$ 3,612,448

The difference between the lease amounts due from other governments of \$3,359,305 and the undiscounted cash flows of \$3,612,448 is due to the discounting of the future amounts owed to the estimated present value using an interest rate of 1.85% over the remaining lease period with payments due at the beginning of each fiscal year.

This page intentionally left blank.

**LAKE COUNTY, FLORIDA  
REQUIRED SUPPLEMENTARY INFORMATION  
SCHEDULE OF PROPORTIONATE SHARE OF THE NET PENSION LIABILITY**

**Florida Retirement System (FRS) Defined Benefit Pension Plan**

<b>County Fiscal Year Ending Sept. 30</b>	<b>Plan Sponsor Measurement Date June 30</b>	<b>County's Proportion of FRS Net Pension Liability</b>	<b>County's Proportionate Share of FRS Net Pension Liability</b>	<b>County's Covered Payroll</b>	<b>County's Proportionate Share of FRS Net Pension Liability as a Percentage of Covered Payroll</b>	<b>FRS Plan Fiduciary Net Position as a Percentage of Total Pension Liability</b>
2021	2021	0.416295376%	\$ 31,446,384	\$ 83,555,680	37.64%	96.40%
2020	2020	0.450769911%	\$ 195,370,323	\$ 81,993,709	238.27%	78.85%
2019	2019	0.424521502%	\$ 146,199,295	\$ 79,345,605	184.26%	82.61%
2018	2018	0.397989779%	\$ 119,876,585	\$ 73,409,491	163.30%	84.26%
2017	2017	0.413550600%	\$ 122,325,491	\$ 73,795,339	165.76%	83.89%
2016	2016	0.416212591%	\$ 105,094,008	\$ 72,107,631	145.75%	84.88%
2015	2015	0.385806181%	\$ 49,832,043	\$ 69,950,794	71.24%	92.00%
2014	2014	0.389285153%	\$ 23,752,119	\$ 68,986,914	34.43%	96.09%

**Retiree Health Insurance Subsidy (HIS) Program Defined Benefit Pension Plan**

<b>County Fiscal Year Ending Sept. 30</b>	<b>Plan Sponsor Measurement Date June 30</b>	<b>County's Proportion of HIS Net Pension Liability</b>	<b>County's Proportionate Share of HIS Net Pension Liability</b>	<b>County's Covered Payroll</b>	<b>County's Proportionate Share of HIS Net Pension Liability as a Percentage of Covered Payroll</b>	<b>HIS Plan Fiduciary Net Position as a Percentage of Total Pension Liability</b>
2021	2021	0.298881611%	\$ 36,662,323	\$ 104,854,039	34.97%	3.56%
2020	2020	0.292278210%	\$ 35,686,693	\$ 101,607,871	35.12%	3.00%
2019	2019	0.280767113%	\$ 31,415,030	\$ 94,087,231	33.39%	2.63%
2018	2018	0.264256409%	\$ 27,969,195	\$ 86,575,193	32.31%	2.15%
2017	2017	0.267964291%	\$ 28,651,978	\$ 85,475,363	33.52%	1.64%
2016	2016	0.268060698%	\$ 31,241,364	\$ 82,942,818	37.67%	0.97%
2015	2015	0.265275994%	\$ 27,053,978	\$ 80,767,974	33.50%	0.50%
2014	2014	0.265806146%	\$ 24,853,523	\$ 79,048,574	31.44%	0.99%

Notes:

(1) The County implemented GASB Statement No. 68 for the Fiscal Year ended September 30, 2015, including a restatement as of September 30, 2014. Information for prior years is not available.

(2) Amounts presented for each year are determined as of June 30.



**LAKE COUNTY, FLORIDA  
REQUIRED SUPPLEMENTARY INFORMATION  
SCHEDULE OF CONTRIBUTIONS**

**Florida Retirement System (FRS) Defined Benefit Pension Plan**

<b>Fiscal Year Ending Sept. 30</b>	<b>FRS Contractually Required Contribution</b>	<b>FRS Contributions in Relation to the Contractually Required Contribution</b>	<b>FRS Contribution Deficiency (Excess)</b>	<b>County's Covered Payroll</b>	<b>FRS Contributions as a Percentage of Covered Payroll</b>
2021	\$ 16,417,302	\$ 16,417,302	\$ -	\$ 84,744,362	19.37%
2020	\$ 15,040,687	\$ 15,040,687	\$ -	\$ 81,544,748	18.44%
2019	\$ 13,947,524	\$ 13,947,524	\$ -	\$ 81,866,365	17.04%
2018	\$ 11,566,227	\$ 11,566,227	\$ -	\$ 73,609,464	15.71%
2017	\$ 10,593,620	\$ 10,593,620	\$ -	\$ 72,571,330	14.60%
2016	\$ 10,150,008	\$ 10,150,008	\$ -	\$ 72,107,631	14.08%
2015	\$ 9,406,282	\$ 9,406,282	\$ -	\$ 69,950,794	13.45%
2014	\$ 8,526,997	\$ 8,526,997	\$ -	\$ 68,986,914	12.36%

**Retiree Health Insurance Subsidy (HIS) Program Defined Benefit Pension Plan**

<b>Fiscal Year Ending Sept. 30</b>	<b>HIS Contractually Required Contribution</b>	<b>HIS Contributions in Relation to the Contractually Required Contribution</b>	<b>HIS Contribution Deficiency</b>	<b>County's Covered Payroll</b>	<b>HIS Contributions as a Percentage of Covered Payroll</b>
2021	\$ 1,779,784	\$ 1,779,784	\$ -	\$ 107,305,587	1.66%
2020	\$ 1,688,025	\$ 1,688,025	\$ -	\$ 100,856,050	1.66%
2019	\$ 1,624,329	\$ 1,624,329	\$ -	\$ 97,969,536	1.66%
2018	\$ 1,436,639	\$ 1,436,639	\$ -	\$ 86,798,212	1.66%
2017	\$ 1,402,337	\$ 1,402,337	\$ -	\$ 84,476,288	1.66%
2016	\$ 1,373,982	\$ 1,373,982	\$ -	\$ 84,942,818	1.66%
2015	\$ 1,014,050	\$ 1,014,050	\$ -	\$ 80,767,974	1.26%
2014	\$ 910,562	\$ 910,562	\$ -	\$ 79,048,574	1.15%

Notes:

(1) The County implemented GASB Statement No. 68 for the Fiscal Year ended September 30, 2015, including a restatement as of September 30, 2014. Information for prior years is not available.

(2) Amounts presented for each year are determined as of September 30.

**LAKE COUNTY, FLORIDA  
REQUIRED SUPPLEMENTARY INFORMATION  
SCHEDULE OF CHANGES IN THE COUNTY'S TOTAL OPEB LIABILITY AND RELATED RATIOS  
LAST TEN FISCAL YEARS**

	<u>2021</u>	<u>2020</u>	<u>2019</u>	<u>2018</u>
<b>Total OPEB Liability</b>				
Service Cost	\$ 2,150,211	\$ 1,946,339	\$ 2,223,008	\$ 2,185,875
Interest	1,395,777	1,510,376	1,467,556	1,277,285
Changes in benefit terms	-	-	41,650	-
Difference between expected and actual experience	(3,691,493)	2,855,888	(1,399,399)	(2,366,962)
Changes in assumptions	11,355,207	(3,470,853)	(5,663,592)	(1,223,912)
Benefit Payments	<u>(424,387)</u>	<u>(478,535)</u>	<u>(375,979)</u>	<u>(987,083)</u>
Net Change in total OPEB liability	10,785,315	2,363,215	(3,706,756)	(1,114,797)
Total OPEB liability, beginning	<u>37,048,311</u>	<u>34,685,096</u>	<u>38,391,852</u>	<u>39,506,649</u>
Total OPEB liability, ending	<b><u>\$ 47,833,626</u></b>	<b><u>\$ 37,048,311</u></b>	<b><u>\$ 34,685,096</u></b>	<b><u>\$ 38,391,852</u></b>
		\$		
Covered employee payroll	\$ 93,724,780	102,816,789	\$ 90,166,353	\$ 77,212,055
Total OPEB liability as a percentage of covered employee payroll	51.0%	36.0%	38.5%	49.7%

Notes:

(1) Plan assets:

- No assets are accumulated in a trust that meets the criteria in paragraph 4 of GASB Statement No. 75 to pay related benefits.

(2) Changes in assumptions:

- Changes in assumptions primarily reflect the changes in the discount rate in 2018, changes in the discount rate and healthcare trends in 2019 and 2020; and changes in the discount rate in 2021.

Other items:

This information is required for ten years. However, only four years of information is available as the County implemented GASB Statement No. 75 for the fiscal year ended September 30, 2018.

This page intentionally left blank.

**NONMAJOR GOVERNMENTAL FUNDS**

**SPECIAL REVENUE FUNDS**

**LIBRARY IMPACT FEE TRUST FUND**

To account for revenues and expenditures for library impact fees collected pursuant to County Ordinance.

**PARK IMPACT FEE TRUST FUND**

To account for revenues and expenditures for park impact fees collected pursuant to County Ordinance.

**COUNTY TRANSPORTATION TRUST FUND**

To account for revenues and expenditures incurred to carry on all work on roads and bridges in the County in accordance with Section 336.022, Florida Statutes.

**ROAD IMPACT FEE TRUST FUND**

To account for revenues and expenditures for road impact fees collected pursuant to County Ordinance. Primary revenue sources are impact fees, which assist in the provision of new infrastructure, the need for which is created by new development.

**FISH CONSERVATION TRUST FUND**

To account for the revenues and expenditures for fish conservation and improvement projects in accordance with Chapter 67-1604, Laws of Florida.

**COMMUNITY DEVELOPMENT FUND**

To account for the revenues and expenditures in accordance with the Community Development Block Grant from the U.S. Department of Housing and Urban Development, under Title I of the Housing and Community Development Act.

### **PUBLIC TRANSPORTATION TRUST FUND**

To account for the activities of the County as Community Transportation Coordinator, responsible for ensuring that coordinated transportation services are provided to the transportation disadvantaged residents of Lake County in accordance with Chapter 427, Florida Statutes. Primary revenue sources are restricted federal and state grants.

### **LAKE COUNTY AMBULANCE FUND**

To account for ad valorem tax revenues collected for the Lake County Municipal Service Taxing Unit for Ambulance and Emergency Medical Services in accordance with County Ordinance.

### **STORMWATER MANAGEMENT, PARKS AND ROADS FUND**

To account for ad valorem tax revenues and disbursements of the Stormwater Management, Parks and Roads Municipal Services Taxing Unit established by County Ordinance 1990-25, in accordance with Sections 125.0101 and 197.3632, Florida Statutes.

### **EMERGENCY 9-1-1 FUND**

To account for revenues and expenditures for Emergency 9-1-1 telephone services in accordance with Section 365.171, Florida Statutes.

### **RESORT/DEVELOPMENT TAX FUND**

To account for revenues and expenditures of the Tourist Development Tax in accordance with Section 125.0104, Florida Statutes and County Ordinance 1984-7. A majority vote of the qualified electors of the County approved this local option tax November 6, 1984.

### **AFFORDABLE HOUSING ASSISTANCE TRUST FUND**

To account for revenues received from the State Housing Initiative Partnership Program pursuant to Sections 420.9072 - 420.9079, Florida Statutes.

## **SECTION 8 FUND**

To account for revenues and expenditures for housing assistance to qualified persons in accordance with a grant from the U.S. Department of Housing and Urban Development.

## **RESTRICTED LOCAL PROGRAMS FUND**

To account for revenues and expenditures for certain restricted local programs, including crime prevention, teen court, traffic education, and boating improvements.

## **MUNICIPAL SERVICE BENEFIT UNITS/ SPECIAL ASSESSMENTS FUNDS**

To account for the financing of public improvements and services deemed to benefit the properties against which special assessments are levied in accordance with Sections 125.0101 and 197.3632, Florida Statutes.

## **LAW ENFORCEMENT TRUST FUND**

To account for the proceeds from the sale of confiscated property in accordance with Section 932.7055, Florida Statutes.

## **COUNTY SALES TAX FUND**

To account for revenues collected from the discretionary infrastructure sales surtax pursuant to Chapter 212, Part I, Florida Statutes.

## **BUILDING SERVICES FUND**

To account for revenues collected and expenditures for permitting, inspections and plans review for the building services of the County.

## **LAKE COUNTY MSTU - FIRE PROTECTION FUND**

To account for the revenues and expenditures for county-wide consolidated fire protection. County Ordinance created this Municipal Services Taxing Unit.

### **FIRE RESCUE IMPACT FEE TRUST FUND**

To account for revenues and expenditures for fire rescue impact fees collected pursuant to County Ordinance.

### **COUNTY-WIDE LIBRARY FUND**

To account for the State, Local and County revenues and expenditures received and disbursed on behalf of the County-Wide Library system.

### **CLERK SPECIAL REVENUE FUNDS**

To account for revenues and expenditures for the modernization of the public records system pursuant to Section 28.24, Florida Statutes, for the operations of the court-related functions of the Clerk's Office pursuant to Sections 28.35, 28.36, and 28.37, Florida Statutes, and for additional Clerk court-related operational needs and program enhancements pursuant to Section 28.37, Florida Statutes.

### **SHERIFF SPECIAL REVENUE FUNDS**

To account for revenues and expenditures of various Special Revenue projects of the Lake County Sheriff's Office, including law enforcement trust and grant funds, and to account for the operations of the Commissary operated for the benefit of County jail inmates.

### **EMERGENCY MEDICAL SERVICES FUND**

To account for revenues and expenditures related to providing emergency medical services to Lake County citizens.

## **DEBT SERVICE FUNDS**

### **PARI-MUTUEL REVENUE BONDS DEBT SERVICE FUND**

To accumulate monies for payment of the \$3,635,000 Pari-Mutuel Revenues Replacement Refunding Bonds, Series 2011. Financing is provided by sales tax revenues collected by the State pursuant to Chapter 212, Part 1, Florida Statutes. Beginning July 1, 2000, the State began using sales tax revenues to replace revenues formerly distributed to counties from racetrack and jai alai fronton monies.

### **PUBLIC LANDS PROGRAM DEBT SERVICE FUND**

To accumulate monies for the payment of the \$20,950,000 Limited General Obligation Refunding Bond, Series 2015. The bonds are secured by a pledge of not more than one third of one mill of ad valorem taxes pursuant to a referendum approved by the voters in 2004.

### **FACILITIES EXPANSION DEBT SERVICE FUND**

To accumulate monies for the payment of the \$25,845,000 Capital Improvement Refunding Revenue Bonds, Series 2015A and the \$50,140,000 Capital Improvement Refunding Revenue Bonds, Series 2015B. The Bonds are secured by a pledge of Half-Cent Sales Tax distributed to the County by the State of Florida.

### **SALES SURTAX REVENUE NOTE DEBT SERVICE FUND**

To accumulate monies for the payment of the \$28,045,000 Sales Surtax Revenue and Refunding Bond, Series 2019. The bonds are secured by a pledge of the levy of the one-cent local government Infrastructure Sales Surtax Revenues. The fund also accounts for amounts related to leases for equipment purchased with a portion of the debt proceeds that has been leased to other entities in a direct financing lease arrangement. The payments received by the County through these lease agreements will pay all of the related debt service principal and interest amounts.



## **CAPITAL PROJECTS FUNDS**

### **SALES SURTAX REVENUE BOND CAPITAL PROJECTS FUND**

To account for the expenditure of proceeds from the Sales Surtax Refunding Revenue Bond, Series 2019 used to construct a new animal shelter and upgrade the County's emergency radio system.

### **SALES TAX CAPITAL PROJECTS FUND**

To account for the construction costs of various capital projects using discretionary Infrastructure Sales Surtax Revenues.

### **FACILITIES EXPANSION PROJECTS FUND**

To account for bond proceeds used to acquire, construct and equip various capital improvements, including the Downtown Tavares Center for Governmental Operations and the Courthouse Expansion.

### **ROAD RESURFACING CAPITAL PROJECTS FUND**

To account for the proceeds from the Sales Surtax Revenue Bond, Series 2019 and related expenditures for road resurfacing projects within the County.

This page intentionally left blank.

**LAKE COUNTY, FLORIDA  
COMBINING BALANCE SHEET  
NONMAJOR GOVERNMENTAL FUNDS  
September 30, 2021**

	<b>Special Revenue Funds</b>		
	<b>Library Impact Fee Trust</b>	<b>Park Impact Fee Trust</b>	<b>County Transportation Trust</b>
<b>Assets</b>			
Cash	\$ -	\$ -	\$ 250
Pooled Cash and Investments	3,482,750	1,196,845	9,876,724
Accounts Receivable	-	-	251,283
Assessments Receivable	-	-	87,013
Intragovernmental Receivables	-	-	-
Due from Other Governments	51,957	-	1,784,078
Inventories	-	-	-
Prepaid Expenditures	-	-	-
<b>Total Assets</b>	<b>\$ 3,534,707</b>	<b>\$ 1,196,845</b>	<b>\$ 11,999,348</b>
<b>Liabilities and Fund Balances</b>			
<b>Liabilities:</b>			
Accounts Payable	\$ 356,156	\$ 19,980	\$ 523,170
Retainage Payable	-	-	39,845
Accrued Liabilities	-	-	275,205
Due to Other Funds	-	-	-
Intragovernmental Payables	-	-	-
Due to Other Governments	-	-	71,732
Unearned Revenue	-	-	3,274,988
Deposits	-	-	-
<b>Total Liabilities</b>	356,156	19,980	4,184,940
<b>Deferred Inflows of Resources</b>			
Deferred Inflows of Resources	-	-	-
<b>Total Deferred Inflows of Resources</b>	-	-	-
<b>Fund Balances:</b>			
Nonspendable:			
Inventories	-	-	-
Prepays	-	-	-
Restricted	3,178,551	1,176,865	7,814,408
Committed	-	-	-
Assigned	-	-	-
<b>Total Fund Balances</b>	<b>3,178,551</b>	<b>1,176,865</b>	<b>7,814,408</b>
<b>Total Liabilities and Fund Balances</b>	<b>\$ 3,534,707</b>	<b>\$ 1,196,845</b>	<b>\$ 11,999,348</b>

**Special Revenue Funds**

<b>Road Impact Fee Trust</b>	<b>Fish Conservation Trust</b>	<b>Community Development</b>	<b>Public Transportation</b>	<b>Lake County Ambulance</b>	<b>Stormwater Management Parks and Roads</b>
\$ -	\$ -	\$ -	\$ 210	\$ -	\$ -
21,893,644	235,205	115,690	-	1,871,806	4,707,986
-	-	-	10,632	-	-
-	-	-	-	-	-
-	-	-	-	59,422	29,675
452,644	597	179,077	2,815,843	-	-
-	-	-	-	-	-
-	-	-	-	-	-
<b><u>\$ 22,346,288</u></b>	<b><u>\$ 235,802</u></b>	<b><u>\$ 294,767</u></b>	<b><u>\$ 2,826,685</u></b>	<b><u>\$ 1,931,228</u></b>	<b><u>\$ 4,737,661</u></b>
\$ 54,696	\$ -	\$ 58,164	\$ 625,472	\$ -	\$ 443,125
14,567	-	-	-	-	-
-	-	9,277	19,757	-	101,853
-	-	-	1,234,215	-	-
-	-	-	-	-	-
-	-	-	-	-	-
-	-	-	-	-	-
-	-	-	-	-	-
<u>69,263</u>	<u>-</u>	<u>67,441</u>	<u>1,879,444</u>	<u>-</u>	<u>544,978</u>
-	-	-	-	-	-
-	-	-	-	-	-
-	-	-	-	-	-
-	-	-	-	-	-
-	-	-	-	-	-
22,277,025	235,802	227,326	947,241	-	-
-	-	-	-	1,931,228	4,192,683
-	-	-	-	-	-
<b><u>22,277,025</u></b>	<b><u>235,802</u></b>	<b><u>227,326</u></b>	<b><u>947,241</u></b>	<b><u>1,931,228</u></b>	<b><u>4,192,683</u></b>
<b><u>\$ 22,346,288</u></b>	<b><u>\$ 235,802</u></b>	<b><u>\$ 294,767</u></b>	<b><u>\$ 2,826,685</u></b>	<b><u>\$ 1,931,228</u></b>	<b><u>\$ 4,737,661</u></b>

(Continued)

**LAKE COUNTY, FLORIDA  
COMBINING BALANCE SHEET  
NONMAJOR GOVERNMENTAL FUNDS  
September 30, 2021**

	<b>Special Revenue Funds</b>		
	<b>Emergency 9-1-1</b>	<b>Resort/ Development Tax</b>	<b>Affordable Housing Assistance Trust</b>
<b>Assets</b>			
Cash	\$ -	\$ -	\$ -
Pooled Cash and Investments	2,345,137	6,746,426	2,285,933
Accounts Receivable	137	-	-
Assessments Receivable	-	-	-
Intragovernmental Receivables	-	326,434	-
Due from Other Governments	731,941	-	-
Inventories	-	-	-
Prepaid Expenditures	-	-	-
<b>Total Assets</b>	<b>\$ 3,077,215</b>	<b>\$ 7,072,860</b>	<b>\$ 2,285,933</b>
<b>Liabilities and Fund Balances</b>			
<b>Liabilities:</b>			
Accounts Payable	\$ 287,799	\$ 136,606	\$ 140
Retainage Payable	-	-	-
Accrued Liabilities	17,054	20,562	1,702
Due to Other Funds	-	-	-
Intragovernmental Payables	-	-	-
Due to Other Governments	-	-	-
Unearned Revenue	-	-	-
Deposits	-	-	-
<b>Total Liabilities</b>	<b>304,853</b>	<b>157,168</b>	<b>1,842</b>
<b>Deferred Inflows of Resources</b>			
Deferred Inflows of Resources	-	-	-
<b>Total Deferred Inflows of Resources</b>	<b>-</b>	<b>-</b>	<b>-</b>
<b>Fund Balances:</b>			
Nonspendable:			
Inventories	-	-	-
Prepays	-	-	-
Restricted	2,772,362	6,915,692	2,284,091
Committed	-	-	-
Assigned	-	-	-
<b>Total Fund Balances</b>	<b>2,772,362</b>	<b>6,915,692</b>	<b>2,284,091</b>
<b>Total Liabilities and Fund Balances</b>	<b>\$ 3,077,215</b>	<b>\$ 7,072,860</b>	<b>\$ 2,285,933</b>

**Special Revenue Funds**

<b>Section 8</b>	<b>Restricted Local Programs</b>	<b>Municipal Service Benefit Units/Special Assessments</b>	<b>Law Enforcement Trust</b>	<b>County Sales Tax</b>	<b>Building Services</b>
\$ -	\$ -	\$ -	\$ -	\$ -	\$ 425
1,053,816	1,090,069	272,667	645,099	2,763,348	7,595,691
63,080	28,057	-	-	-	-
-	-	-	-	-	-
-	6,481	-	6,100	-	-
48,216	7,716	-	-	2,321,103	-
-	-	-	-	-	-
-	-	-	-	-	-
<b>\$ 1,165,112</b>	<b>\$ 1,132,323</b>	<b>\$ 272,667</b>	<b>\$ 651,199</b>	<b>\$ 5,084,451</b>	<b>\$ 7,596,116</b>
\$ 968	\$ 5,202	\$ 583	\$ -	\$ -	\$ 13,835
-	-	-	-	-	-
16,910	2,465	-	-	-	145,392
-	-	-	-	-	-
-	17,250	-	56,407	-	-
-	-	-	-	-	-
180,231	-	-	-	-	-
58,874	-	-	-	-	-
<b>256,983</b>	<b>24,917</b>	<b>583</b>	<b>56,407</b>	<b>-</b>	<b>159,227</b>
-	-	-	-	-	-
-	-	-	-	-	-
-	-	-	-	-	-
-	-	-	-	-	-
908,129	1,107,406	272,084	594,792	5,084,451	7,436,889
-	-	-	-	-	-
-	-	-	-	-	-
<b>908,129</b>	<b>1,107,406</b>	<b>272,084</b>	<b>594,792</b>	<b>5,084,451</b>	<b>7,436,889</b>
<b>\$ 1,165,112</b>	<b>\$ 1,132,323</b>	<b>\$ 272,667</b>	<b>\$ 651,199</b>	<b>\$ 5,084,451</b>	<b>\$ 7,596,116</b>

(Continued)

**LAKE COUNTY, FLORIDA  
COMBINING BALANCE SHEET  
NONMAJOR GOVERNMENTAL FUNDS  
September 30, 2021**

	<b>Special Revenue Funds</b>		
	<b>Lake County MSTU for Fire Protection</b>	<b>Fire Rescue Impact Fee Trust</b>	<b>County-Wide Library</b>
<b>Assets</b>			
Cash	\$ -	\$ -	\$ 615
Pooled Cash and Investments	6,161,848	2,925,311	494,302
Accounts Receivable	29,350	-	62,400
Assessments Receivable	-	-	-
Intragovernmental Receivables	134,742	-	-
Due from Other Governments	457,279	20,730	15,000
Inventories	-	-	-
Prepaid Expenditures	-	-	-
<b>Total Assets</b>	<b>\$ 6,783,219</b>	<b>\$ 2,946,041</b>	<b>\$ 572,317</b>
<b>Liabilities and Fund Balances</b>			
<b>Liabilities:</b>			
Accounts Payable	\$ 293,791	\$ 2,113	\$ 39,200
Retainage Payable	-	4,135	-
Accrued Liabilities	1,212,178	-	94,466
Due to Other Funds	-	-	-
Intragovernmental Payables	-	-	-
Due to Other Governments	-	-	-
Unearned Revenue	-	-	-
Deposits	-	-	-
<b>Total Liabilities</b>	<b>1,505,969</b>	<b>6,248</b>	<b>133,666</b>
<b>Deferred Inflows of Resources</b>			
Deferred Inflows of Resources	-	-	-
<b>Total Deferred Inflows of Resources</b>	<b>-</b>	<b>-</b>	<b>-</b>
<b>Fund Balances:</b>			
Nonspendable:			
Inventories	-	-	-
Prepays	-	-	-
Restricted	5,277,250	2,939,793	-
Committed	-	-	-
Assigned	-	-	438,651
<b>Total Fund Balances</b>	<b>5,277,250</b>	<b>2,939,793</b>	<b>438,651</b>
<b>Total Liabilities and Fund Balances</b>	<b>\$ 6,783,219</b>	<b>\$ 2,946,041</b>	<b>\$ 572,317</b>

Special Revenue Funds			Debt Service Funds		
Clerk Special Revenue Funds	Sheriff Special Revenue Funds	Emergency Medical Services	Pari-Mutuel Revenue Bonds Debt Service	Public Lands Program Debt Service	Facilities Expansion Debt Service
\$ 3,060	\$ -	\$ -	\$ -	\$ -	\$ -
4,062,762	-	6,342,253	358,061	592,068	156,161
-	-	1,402,632	-	-	-
-	-	-	-	-	-
-	166,453	-	-	14,125	-
-	631,161	-	-	-	-
-	-	397,267	-	-	-
-	-	-	-	-	-
<b>\$ 4,065,822</b>	<b>\$ 797,614</b>	<b>\$ 8,142,152</b>	<b>\$ 358,061</b>	<b>\$ 606,193</b>	<b>\$ 156,161</b>
\$ 12,164	\$ 2,334	\$ 1,053,662	\$ -	\$ -	\$ -
-	-	-	-	-	-
-	-	644,182	-	-	-
-	481,031	-	-	-	-
-	-	-	-	-	-
1,091,240	-	-	-	-	-
-	-	-	-	-	-
196,271	-	-	-	-	-
<b>1,299,675</b>	<b>483,365</b>	<b>1,697,844</b>	<b>-</b>	<b>-</b>	<b>-</b>
-	-	-	-	-	-
-	-	-	-	-	-
-	-	397,267	-	-	-
-	-	-	-	-	-
2,766,147	314,249	-	358,061	606,193	156,161
-	-	6,047,041	-	-	-
-	-	-	-	-	-
<b>2,766,147</b>	<b>314,249</b>	<b>6,444,308</b>	<b>358,061</b>	<b>606,193</b>	<b>156,161</b>
<b>\$ 4,065,822</b>	<b>\$ 797,614</b>	<b>\$ 8,142,152</b>	<b>\$ 358,061</b>	<b>\$ 606,193</b>	<b>\$ 156,161</b>

(Continued)



**LAKE COUNTY, FLORIDA  
COMBINING BALANCE SHEET  
NONMAJOR GOVERNMENTAL FUNDS  
September 30, 2021**

	<u>Debt Service Funds</u>	<u>Capital Projects Funds</u>	
	<u>Sales Surtax Revenue Note Debt Service</u>	<u>Sales Surtax Revenue Bond Capital Projects</u>	<u>Sales Tax Capital Projects</u>
<b>Assets</b>			
Cash	\$ -	\$ -	\$ -
Pooled Cash and Investments	34,038	4,913	17,267,783
Accounts Receivable	-	-	-
Assessments Receivable	-	-	-
Intragovernmental Receivables	-	-	-
Due from Other Governments	3,359,305	-	-
Inventories	-	-	-
Prepaid Expenditures	-	-	1,559,960
<b>Total Assets</b>	<b><u>\$ 3,393,343</u></b>	<b><u>\$ 4,913</u></b>	<b><u>\$ 18,827,743</u></b>
<b>Liabilities and Fund Balances</b>			
<b>Liabilities:</b>			
Accounts Payable	\$ -	\$ -	\$ 517,846
Retainage Payable	-	-	146,333
Accrued Liabilities	-	-	-
Due to Other Funds	-	-	-
Intragovernmental Payables	-	-	-
Due to Other Governments	-	-	-
Unearned Revenue	-	-	-
Deposits	-	-	-
<b>Total Liabilities</b>	<u>-</u>	<u>-</u>	<u>664,179</u>
<b>Deferred Inflows of Resources</b>			
Deferred Inflows of Resources	3,359,305	-	-
<b>Total Deferred Inflows of Resources</b>	<u>3,359,305</u>	<u>-</u>	<u>-</u>
<b>Fund Balances:</b>			
Nonspendable:			
Inventories	-	-	-
Prepays	-	-	1,559,960
Restricted	34,038	4,913	16,603,604
Committed	-	-	-
Assigned	-	-	-
<b>Total Fund Balances</b>	<b><u>34,038</u></b>	<b><u>4,913</u></b>	<b><u>18,163,564</u></b>
<b>Total Liabilities and Fund Balances</b>	<b><u>\$ 3,393,343</u></b>	<b><u>\$ 4,913</u></b>	<b><u>\$ 18,827,743</u></b>

**Capital Projects Funds**

<b>Facilities Expansion Projects</b>	<b>Road Resurfacing Capital Projects</b>	<b>Total Nonmajor Governmental Funds</b>
\$ -	\$ -	\$ 4,560
-	5,685,683	112,264,019
-	-	1,847,571
-	-	87,013
-	-	743,432
-	-	12,876,647
-	-	397,267
-	-	1,559,960
<b>\$ -</b>	<b>\$ 5,685,683</b>	<b>\$ 129,780,469</b>
\$ -	\$ 365,905	\$ 4,812,911
-	-	204,880
-	-	2,561,003
-	-	1,715,246
-	-	73,657
-	-	1,162,972
-	-	3,455,219
-	-	255,145
-	365,905	14,241,033
-	-	3,359,305
-	-	3,359,305
-	-	397,267
-	-	1,559,960
-	5,319,778	97,613,301
-	-	12,170,952
-	-	438,651
<b>-</b>	<b>5,319,778</b>	<b>112,180,131</b>
<b>\$ -</b>	<b>\$ 5,685,683</b>	<b>\$ 129,780,469</b>

**LAKE COUNTY, FLORIDA**  
**COMBINING STATEMENT OF REVENUES, EXPENDITURES AND**  
**CHANGES IN FUND BALANCES**  
**NONMAJOR GOVERNMENTAL FUNDS**  
**For the Year Ended September 30, 2021**

	<b>Special Revenue Funds</b>		
	<b>Library Impact Fee Trust</b>	<b>Park Impact Fee Trust</b>	<b>County Transportation Trust</b>
<b>Revenues</b>			
Taxes	\$ -	\$ -	\$ 7,798,471
Licenses and Permits	-	-	-
Intergovernmental	-	-	5,385,424
Charges for Services	-	-	1,255,314
Fines and Forfeitures	-	-	-
Special Assessments	900,418	403,584	39,004
Investment Income	5,563	2,125	11,229
Miscellaneous	-	-	130,112
<b>Total Revenues</b>	<b>905,981</b>	<b>405,709</b>	<b>14,619,554</b>
<b>Expenditures</b>			
Current:			
General Government	-	-	-
Public Safety	-	-	-
Physical Environment	-	-	-
Transportation	-	-	13,035,326
Economic Environment	-	-	-
Human Services	-	-	-
Culture and Recreation	538,049	252,193	-
Court-Related Expenditures	-	-	-
Debt Service:			
Principal	-	-	-
Interest and Fiscal Charges	-	-	-
Capital Outlay	-	-	-
<b>Total Expenditures</b>	<b>538,049</b>	<b>252,193</b>	<b>13,035,326</b>
<b>Excess of Revenues Over (Under)</b>			
<b>Expenditures</b>	<b>367,932</b>	<b>153,516</b>	<b>1,584,228</b>
<b>Other Financing Sources (Uses)</b>			
Transfers In	-	-	-
Transfers Out	-	-	(695,675)
<b>Total Other Financing Sources (Uses)</b>	<b>-</b>	<b>-</b>	<b>(695,675)</b>
<b>Net Change in Fund Balances</b>	<b>367,932</b>	<b>153,516</b>	<b>888,553</b>
<b>Fund Balances at Beginning of Year</b>	<b>2,810,619</b>	<b>1,023,349</b>	<b>6,925,855</b>
<b>Fund Balances at End of Year</b>	<b>\$ 3,178,551</b>	<b>\$ 1,176,865</b>	<b>\$ 7,814,408</b>

**Special Revenue Funds**

<b>Road Impact Fee Trust</b>	<b>Fish Conservation Trust</b>	<b>Community Development</b>	<b>Public Transportation</b>	<b>Lake County Ambulance</b>	<b>Stormwater Management Parks and Roads</b>
\$ -	\$ -	\$ -	\$ -	\$ 10,957,275	\$ 5,477,054
-	6,543	-	-	-	99,875
-	-	1,274,620	8,624,423	-	-
-	-	-	194,188	-	273,266
-	-	-	-	-	-
8,319,124	-	-	-	-	-
31,867	432	261	7	7,030	10,359
3,404	-	-	166,333	-	198,110
<b>8,354,395</b>	<b>6,975</b>	<b>1,274,881</b>	<b>8,984,951</b>	<b>10,964,305</b>	<b>6,058,664</b>
-	-	-	-	437,525	-
-	-	-	-	1,038,573	-
-	-	-	-	-	723,162
1,478,091	-	-	9,393,906	-	-
-	-	1,202,725	-	-	-
-	-	74,261	-	-	-
-	-	-	-	-	5,607,976
-	-	-	-	-	-
-	-	-	-	-	-
-	-	-	-	-	-
<b>1,478,091</b>	<b>-</b>	<b>1,276,986</b>	<b>9,393,906</b>	<b>1,476,098</b>	<b>6,331,138</b>
<b>6,876,304</b>	<b>6,975</b>	<b>(2,105)</b>	<b>(408,955)</b>	<b>9,488,207</b>	<b>(272,474)</b>
-	-	-	1,090,070	58,812	1,269,273
-	(340)	-	-	(8,894,886)	(446,799)
-	<b>(340)</b>	-	<b>1,090,070</b>	<b>(8,836,074)</b>	<b>822,474</b>
<b>6,876,304</b>	<b>6,635</b>	<b>(2,105)</b>	<b>681,115</b>	<b>652,133</b>	<b>550,000</b>
<b>15,400,721</b>	<b>229,167</b>	<b>229,431</b>	<b>266,126</b>	<b>1,279,095</b>	<b>3,642,683</b>
<b>\$ 22,277,025</b>	<b>\$ 235,802</b>	<b>\$ 227,326</b>	<b>\$ 947,241</b>	<b>\$ 1,931,228</b>	<b>\$ 4,192,683</b>

(Continued)

**LAKE COUNTY, FLORIDA**  
**COMBINING STATEMENT OF REVENUES, EXPENDITURES AND**  
**CHANGES IN FUND BALANCES**  
**NONMAJOR GOVERNMENTAL FUNDS**  
**For the Year Ended September 30, 2021**

	<b>Special Revenue Funds</b>		
	<b>Emergency 9-1-1</b>	<b>Resort/ Development Tax</b>	<b>Affordable Housing Assistance Trust</b>
<b>Revenues</b>			
Taxes	\$ -	\$ 3,694,503	\$ -
Licenses and Permits	-	-	-
Intergovernmental	286,872	-	1,474,915
Charges for Services	1,812,617	-	-
Fines and Forfeitures	-	-	-
Special Assessments	-	-	-
Investment Income	3,573	11,459	2,835
Miscellaneous	85,638	5,425	172,578
<b>Total Revenues</b>	<b>2,188,700</b>	<b>3,711,387</b>	<b>1,650,328</b>
<b>Expenditures</b>			
Current:			
General Government	-	-	-
Public Safety	1,422,306	-	-
Physical Environment	-	-	-
Transportation	-	-	-
Economic Environment	-	3,063,916	973,920
Human Services	-	-	-
Culture and Recreation	-	-	-
Court-Related Expenditures	-	-	-
Debt Service:			
Principal	-	-	-
Interest and Fiscal Charges	-	-	-
Capital Outlay	-	-	-
<b>Total Expenditures</b>	<b>1,422,306</b>	<b>3,063,916</b>	<b>973,920</b>
<b>Excess of Revenues Over (Under)</b>			
<b>Expenditures</b>	<b>766,394</b>	<b>647,471</b>	<b>676,408</b>
<b>Other Financing Sources (Uses)</b>			
Transfers In	-	-	-
Transfers Out	(50,000)	(211,016)	-
<b>Total Other Financing Sources (Uses)</b>	<b>(50,000)</b>	<b>(211,016)</b>	<b>-</b>
<b>Net Change in Fund Balances</b>	<b>716,394</b>	<b>436,455</b>	<b>676,408</b>
<b>Fund Balances at Beginning of Year</b>	<b>2,055,968</b>	<b>6,479,237</b>	<b>1,607,683</b>
<b>Fund Balances at End of Year</b>	<b>\$ 2,772,362</b>	<b>\$ 6,915,692</b>	<b>\$ 2,284,091</b>

**Special Revenue Funds**

<b>Section 8</b>	<b>Restricted Local Programs</b>	<b>Municipal Service Benefit Units/Special Assessments</b>	<b>Law Enforcement Trust</b>	<b>County Sales Tax</b>	<b>Building Services</b>
\$ -	\$ -	\$ -	\$ -	\$ 20,231,000	\$ -
-	97,573	-	-	-	4,318,577
4,704,464	5,579	-	130,162	-	-
-	246,710	-	-	-	352,254
-	121,440	-	78,617	-	160,208
-	-	891,815	-	-	-
1,399	1,613	772	1,105	1,350	12,372
100,980	121,937	-	-	81,266	109,692
<b>4,806,843</b>	<b>594,852</b>	<b>892,587</b>	<b>209,884</b>	<b>20,313,616</b>	<b>4,953,103</b>
-	-	-	-	-	-
-	25,000	-	87,368	-	3,551,583
-	1,098	-	-	-	-
-	-	804,663	-	-	-
4,693,751	-	-	-	-	-
-	261,362	-	-	-	-
-	56,774	-	-	-	-
-	56,073	-	-	-	-
-	-	-	-	-	-
-	-	-	-	-	-
-	-	-	-	-	-
<b>4,693,751</b>	<b>400,307</b>	<b>804,663</b>	<b>87,368</b>	<b>-</b>	<b>3,551,583</b>
<b>113,092</b>	<b>194,545</b>	<b>87,924</b>	<b>122,516</b>	<b>20,313,616</b>	<b>1,401,520</b>
-	-	-	-	-	-
-	-	(88,179)	-	(16,915,023)	(202,066)
-	-	<b>(88,179)</b>	-	<b>(16,915,023)</b>	<b>(202,066)</b>
<b>113,092</b>	<b>194,545</b>	<b>(255)</b>	<b>122,516</b>	<b>3,398,593</b>	<b>1,199,454</b>
<b>795,037</b>	<b>912,861</b>	<b>272,339</b>	<b>472,276</b>	<b>1,685,858</b>	<b>6,237,435</b>
<b>\$ 908,129</b>	<b>\$ 1,107,406</b>	<b>\$ 272,084</b>	<b>\$ 594,792</b>	<b>\$ 5,084,451</b>	<b>\$ 7,436,889</b>

(Continued)

**LAKE COUNTY, FLORIDA**  
**COMBINING STATEMENT OF REVENUES, EXPENDITURES AND**  
**CHANGES IN FUND BALANCES**  
**NONMAJOR GOVERNMENTAL FUNDS**  
**For the Year Ended September 30, 2021**

	<b>Special Revenue Funds</b>		
	<b>Lake County MSTU For Fire Protection</b>	<b>Fire Rescue Impact Fee Trust</b>	<b>County-Wide Library</b>
<b>Revenues</b>			
Taxes	\$ 5,509,686	\$ -	\$ -
Licenses and Permits	-	-	-
Intergovernmental	1,406,107	-	197,461
Charges for Services	1,750,184	-	12,078
Fines and Forfeitures	-	-	20,374
Special Assessments	21,778,463	1,252,719	-
Investment Income	22,096	4,417	892
Miscellaneous	137,387	1,530	188,201
<b>Total Revenues</b>	<b>30,603,923</b>	<b>1,258,666</b>	<b>419,006</b>
<b>Expenditures</b>			
Current:			
General Government	-	-	-
Public Safety	29,223,120	464,693	-
Physical Environment	-	-	-
Transportation	-	-	-
Economic Environment	-	-	-
Human Services	-	-	-
Culture and Recreation	-	-	4,296,893
Court-Related Expenditures	-	-	-
Debt Service:			
Principal	-	-	-
Interest and Fiscal Charges	-	-	-
Capital Outlay	-	-	-
<b>Total Expenditures</b>	<b>29,223,120</b>	<b>464,693</b>	<b>4,296,893</b>
<b>Excess of Revenues Over (Under)</b>			
<b>Expenditures</b>	<b>1,380,803</b>	<b>793,973</b>	<b>(3,877,887)</b>
<b>Other Financing Sources (Uses)</b>			
Transfers In	2,787,514	-	3,899,646
Transfers Out	(2,067,568)	-	-
<b>Total Other Financing Sources (Uses)</b>	<b>719,946</b>	<b>-</b>	<b>3,899,646</b>
<b>Net Change in Fund Balances</b>	<b>2,100,749</b>	<b>793,973</b>	<b>21,759</b>
<b>Fund Balances at Beginning of Year</b>	<b>3,176,501</b>	<b>2,145,820</b>	<b>416,892</b>
<b>Fund Balances at End of Year</b>	<b>\$ 5,277,250</b>	<b>\$ 2,939,793</b>	<b>\$ 438,651</b>

Special Revenue Funds			Debt Service Funds		
Clerk Special Revenue Funds	Sheriff Special Revenue Funds	Emergency Medical Services	Pari-Mutuel Revenue Bonds Debt Service	Public Lands Program Debt Service	Facilities Expansion Debt Service
\$ -	\$ -	\$ -	\$ -	\$ 2,604,221	\$ -
-	-	-	-	-	-
242,861	647,116	180,573	297,667	-	-
5,832,167	514,087	13,474,626	-	-	-
2,160,583	-	-	-	-	-
-	-	-	-	-	-
-	-	10,092	726	3,070	3,607
-	-	787,604	-	-	-
<b>8,235,611</b>	<b>1,161,203</b>	<b>14,452,895</b>	<b>298,393</b>	<b>2,607,291</b>	<b>3,607</b>
334	-	-	-	-	-
-	1,187,543	21,421,089	-	-	-
-	-	-	-	-	-
-	-	-	-	-	-
-	-	-	-	-	-
-	-	-	-	-	-
7,442,358	-	-	-	-	-
-	-	-	185,000	2,215,000	2,870,000
-	-	-	66,300	313,910	2,503,173
-	-	-	-	-	-
<b>7,442,692</b>	<b>1,187,543</b>	<b>21,421,089</b>	<b>251,300</b>	<b>2,528,910</b>	<b>5,373,173</b>
<b>792,919</b>	<b>(26,340)</b>	<b>(6,968,194)</b>	<b>47,093</b>	<b>78,381</b>	<b>(5,369,566)</b>
-	75,871	6,800,000	-	13,976	5,376,674
-	-	-	-	(73,253)	-
-	<b>75,871</b>	<b>6,800,000</b>	-	<b>(59,277)</b>	<b>5,376,674</b>
<b>792,919</b>	<b>49,531</b>	<b>(168,194)</b>	<b>47,093</b>	<b>19,104</b>	<b>7,108</b>
<b>1,973,228</b>	<b>264,718</b>	<b>6,612,502</b>	<b>310,968</b>	<b>587,089</b>	<b>149,053</b>
<b>\$ 2,766,147</b>	<b>\$ 314,249</b>	<b>\$ 6,444,308</b>	<b>\$ 358,061</b>	<b>\$ 606,193</b>	<b>\$ 156,161</b>

(Continued)



**LAKE COUNTY, FLORIDA**  
**COMBINING STATEMENT OF REVENUES, EXPENDITURES AND**  
**CHANGES IN FUND BALANCES**  
**NONMAJOR GOVERNMENTAL FUNDS**  
**For the Year Ended September 30, 2021**

	<u>Debt Service Funds</u>	<u>Capital Projects Funds</u>	
	<u>Sales Surtax Revenue Note Debt Service</u>	<u>Sales Surtax Revenue Bond Capital Projects</u>	<u>Sales Tax Capital Projects</u>
<b>Revenues</b>			
Taxes	\$ -	\$ -	\$ -
Licenses and Permits	-	-	-
Intergovernmental	-	-	-
Charges for Services	-	-	-
Fines and Forfeitures	-	-	-
Special Assessments	-	-	-
Investment Income	1,166	1,188	24,915
Miscellaneous	516,064	-	-
<b>Total Revenues</b>	<u>517,230</u>	<u>1,188</u>	<u>24,915</u>
<b>Expenditures</b>			
Current:			
General Government	-	-	-
Public Safety	-	-	-
Physical Environment	-	-	-
Transportation	-	-	-
Economic Environment	-	-	-
Human Services	-	-	-
Culture and Recreation	-	-	-
Court-Related Expenditures	-	-	-
Debt Service:			
Principal	2,250,000	-	-
Interest and Fiscal Charges	498,020	-	-
Capital Outlay	-	381,420	10,200,271
<b>Total Expenditures</b>	<u>2,748,020</u>	<u>381,420</u>	<u>10,200,271</u>
<b>Excess of Revenues Over (Under)</b>			
<b>Expenditures</b>	<u>(2,230,790)</u>	<u>(380,232)</u>	<u>(10,175,356)</u>
<b>Other Financing Sources (Uses)</b>			
Transfers In	2,250,000	-	13,817,999
Transfers Out	-	-	-
<b>Total Other Financing Sources (Uses)</b>	<u>2,250,000</u>	<u>-</u>	<u>13,817,999</u>
<b>Net Change in Fund Balances</b>	<b>19,210</b>	<b>(380,232)</b>	<b>3,642,643</b>
<b>Fund Balances at Beginning of Year</b>	<u>14,828</u>	<u>385,145</u>	<u>14,520,921</u>
<b>Fund Balances at End of Year</b>	<u>\$ 34,038</u>	<u>\$ 4,913</u>	<u>\$ 18,163,564</u>

<u>Capital Projects Funds</u>		
<u>Facilities Expansion Projects</u>	<u>Road Resurfacing Capital Projects</u>	<u>Total Nonmajor Governmental Funds</u>
\$ -	\$ -	\$ 56,272,210
-	-	4,522,568
-	-	24,858,244
-	-	25,717,491
-	-	2,541,222
-	-	33,585,127
86	12,873	190,479
-	-	2,806,261
<u>86</u>	<u>12,873</u>	<u>150,493,602</u>
-	-	437,859
-	-	58,421,275
-	-	724,260
-	-	24,711,986
-	-	9,934,312
-	-	335,623
-	-	10,751,885
-	-	7,498,431
-	-	7,520,000
-	-	3,381,403
57,935	2,655,170	13,294,796
<u>57,935</u>	<u>2,655,170</u>	<u>137,011,830</u>
<u>(57,849)</u>	<u>(2,642,297)</u>	<u>13,481,772</u>
-	-	37,439,835
-	-	(29,644,805)
-	-	<u>7,795,030</u>
<u>(57,849)</u>	<u>(2,642,297)</u>	<u>21,276,802</u>
<u>57,849</u>	<u>7,962,075</u>	<u>90,903,329</u>
<u>\$ -</u>	<u>\$ 5,319,778</u>	<u>\$ 112,180,131</u>

**LAKE COUNTY, FLORIDA**  
**SCHEDULE OF REVENUES, EXPENDITURES AND**  
**CHANGES IN FUND BALANCES - BUDGET AND ACTUAL**  
**LIBRARY IMPACT FEE TRUST**  
**For the Year Ended September 30, 2021**

	<u>Original Budget</u>	<u>Final Budget</u>	<u>Actual</u>	<u>Variance Positive (Negative)</u>
<b>Revenues</b>				
Special Assessments	\$ 300,000	\$ 624,771	\$ 900,418	\$ 275,647
Investment Income	15,000	15,000	5,563	(9,437)
Less: Statutory Requirement	(15,750)	(15,750)	-	15,750
<b>Total Revenues</b>	<u><b>299,250</b></u>	<u><b>624,021</b></u>	<u><b>905,981</b></u>	<u><b>281,960</b></u>
<b>Expenditures</b>				
Current:				
Culture and Recreation	1,173,090	3,434,640	538,049	2,896,591
<b>Total Expenditures</b>	<u><b>1,173,090</b></u>	<u><b>3,434,640</b></u>	<u><b>538,049</b></u>	<u><b>2,896,591</b></u>
<b>Excess of Revenues Over (Under) Expenditures</b>	<u><b>(873,840)</b></u>	<u><b>(2,810,619)</b></u>	<u><b>367,932</b></u>	<u><b>3,178,551</b></u>
<b>Other Financing Sources (Uses)</b>				
Reserve for Contingencies	(1,839,076)	-	-	-
<b>Total Other Financing Sources (Uses)</b>	<u><b>(1,839,076)</b></u>	<u><b>-</b></u>	<u><b>-</b></u>	<u><b>-</b></u>
<b>Net Change in Fund Balances</b>	<u><b>(2,712,916)</b></u>	<u><b>(2,810,619)</b></u>	<u><b>367,932</b></u>	<u><b>3,178,551</b></u>
<b>Fund Balances at Beginning of Year</b>	<u><b>2,712,916</b></u>	<u><b>2,810,619</b></u>	<u><b>2,810,619</b></u>	<u><b>-</b></u>
<b>Fund Balances at End of Year</b>	<u><u><b>\$ -</b></u></u>	<u><u><b>\$ -</b></u></u>	<u><u><b>\$ 3,178,551</b></u></u>	<u><u><b>\$ 3,178,551</b></u></u>

**LAKE COUNTY, FLORIDA**  
**SCHEDULE OF REVENUES, EXPENDITURES AND**  
**CHANGES IN FUND BALANCES - BUDGET AND ACTUAL**  
**PARK IMPACT FEE TRUST**  
**For the Year Ended September 30, 2021**

	<u>Original Budget</u>	<u>Final Budget</u>	<u>Actual</u>	<u>Variance Positive (Negative)</u>
<b>Revenues</b>				
Special Assessments	\$ 120,000	\$ 120,000	\$ 403,584	\$ 283,584
Investment Income	3,900	3,900	2,125	(1,775)
Less: Statutory Requirement	(6,195)	(6,195)	-	6,195
<b>Total Revenues</b>	<u><b>117,705</b></u>	<u><b>117,705</b></u>	<u><b>405,709</b></u>	<u><b>288,004</b></u>
<b>Expenditures</b>				
Current:				
Culture and Recreation	1,085,992	1,141,054	252,193	888,861
<b>Total Expenditures</b>	<u><b>1,085,992</b></u>	<u><b>1,141,054</b></u>	<u><b>252,193</b></u>	<u><b>888,861</b></u>
<b>Excess of Revenues Over (Under) Expenditures</b>	<u><b>(968,287)</b></u>	<u><b>(1,023,349)</b></u>	<u><b>153,516</b></u>	<u><b>1,176,865</b></u>
<b>Other Financing Sources (Uses)</b>				
Reserve for Contingencies	(26,048)	-	-	-
<b>Total Other Financing Sources (Uses)</b>	<u><b>(26,048)</b></u>	<u><b>-</b></u>	<u><b>-</b></u>	<u><b>-</b></u>
<b>Net Change in Fund Balances</b>	<u><b>(994,335)</b></u>	<u><b>(1,023,349)</b></u>	<u><b>153,516</b></u>	<u><b>1,176,865</b></u>
<b>Fund Balances at Beginning of Year</b>	<u><b>994,335</b></u>	<u><b>1,023,349</b></u>	<u><b>1,023,349</b></u>	<u><b>-</b></u>
<b>Fund Balances at End of Year</b>	<u><u><b>\$ -</b></u></u>	<u><u><b>\$ -</b></u></u>	<u><u><b>\$ 1,176,865</b></u></u>	<u><u><b>\$ 1,176,865</b></u></u>

**LAKE COUNTY, FLORIDA**  
**SCHEDULE OF REVENUES, EXPENDITURES AND**  
**CHANGES IN FUND BALANCES - BUDGET AND ACTUAL**  
**COUNTY TRANSPORTATION TRUST**  
**For the Year Ended September 30, 2021**

	<u>Original Budget</u>	<u>Final Budget</u>	<u>Actual</u>	<u>Variance Positive (Negative)</u>
<b>Revenues</b>				
Taxes	\$ 7,700,000	\$ 7,700,000	\$ 7,798,471	\$ 98,471
Intergovernmental	5,839,638	5,873,138	5,385,424	(487,714)
Charges for Services	905,057	3,905,057	1,255,314	(2,649,743)
Special Assessments	65,000	65,000	39,004	(25,996)
Investment Income	18,500	18,500	11,229	(7,271)
Miscellaneous	10,000	251,316	130,112	(121,204)
Less: Statutory Requirement	(695,028)	(695,028)	-	695,028
<b>Total Revenues</b>	<b>13,843,167</b>	<b>17,117,983</b>	<b>14,619,554</b>	<b>(2,498,429)</b>
<b>Expenditures</b>				
Current:				
Transportation	16,978,119	20,337,069	13,035,326	7,301,743
<b>Total Expenditures</b>	<b>16,978,119</b>	<b>20,337,069</b>	<b>13,035,326</b>	<b>7,301,743</b>
<b>Excess of Revenues Over (Under) Expenditures</b>	<b>(3,134,952)</b>	<b>(3,219,086)</b>	<b>1,584,228</b>	<b>4,803,314</b>
<b>Other Financing Sources (Uses)</b>				
Transfers Out	(695,728)	(695,728)	(695,675)	53
Reserve for Contingencies	(851,326)	(3,011,041)	-	3,011,041
<b>Total Other Financing Sources (Uses)</b>	<b>(1,547,054)</b>	<b>(3,706,769)</b>	<b>(695,675)</b>	<b>3,011,094</b>
<b>Net Change in Fund Balances</b>	<b>(4,682,006)</b>	<b>(6,925,855)</b>	<b>888,553</b>	<b>7,814,408</b>
<b>Fund Balances at Beginning of Year</b>	<b>4,682,006</b>	<b>6,925,855</b>	<b>6,925,855</b>	<b>-</b>
<b>Fund Balances at End of Year</b>	<b>\$ -</b>	<b>\$ -</b>	<b>\$ 7,814,408</b>	<b>\$ 7,814,408</b>

**LAKE COUNTY, FLORIDA**  
**SCHEDULE OF REVENUES, EXPENDITURES AND**  
**CHANGES IN FUND BALANCES - BUDGET AND ACTUAL**  
**ROAD IMPACT FEE TRUST**  
**For the Year Ended September 30, 2021**

	<u>Original Budget</u>	<u>Final Budget</u>	<u>Actual</u>	<u>Variance Positive (Negative)</u>
<b>Revenues</b>				
Special Assessments	\$ 3,225,000	\$ 3,569,759	\$ 8,319,124	\$ 4,749,365
Investment Income	86,300	86,300	31,867	(54,433)
Miscellaneous	-	-	3,404	3,404
Less: Statutory Requirement	(165,565)	(165,565)	-	165,565
<b>Total Revenues</b>	<b><u>3,145,735</u></b>	<b><u>3,490,494</u></b>	<b><u>8,354,395</u></b>	<b><u>4,863,901</u></b>
<b>Expenditures</b>				
Transportation	13,907,162	18,891,215	1,478,091	17,413,124
<b>Total Expenditures</b>	<b><u>13,907,162</u></b>	<b><u>18,891,215</u></b>	<b><u>1,478,091</u></b>	<b><u>17,413,124</u></b>
<b>Excess of Revenues Over (Under) Expenditures</b>	<b><u>(10,761,427)</u></b>	<b><u>(15,400,721)</u></b>	<b><u>6,876,304</u></b>	<b><u>22,277,025</u></b>
<b>Other Financing Sources (Uses)</b>				
Reserve for Contingencies	(2,141,054)	-	-	-
<b>Total Other Financing Sources (Uses)</b>	<b><u>(2,141,054)</u></b>	<b><u>-</u></b>	<b><u>-</u></b>	<b><u>-</u></b>
<b>Net Change in Fund Balances</b>	<b><u>(12,902,481)</u></b>	<b><u>(15,400,721)</u></b>	<b><u>6,876,304</u></b>	<b><u>22,277,025</u></b>
<b>Fund Balances at Beginning of Year</b>	<b><u>12,902,481</u></b>	<b><u>15,400,721</u></b>	<b><u>15,400,721</u></b>	<b><u>-</u></b>
<b>Fund Balances at End of Year</b>	<b><u>\$ -</u></b>	<b><u>\$ -</u></b>	<b><u>\$ 22,277,025</u></b>	<b><u>\$ 22,277,025</u></b>

**LAKE COUNTY, FLORIDA**  
**SCHEDULE OF REVENUES, EXPENDITURES AND**  
**CHANGES IN FUND BALANCES - BUDGET AND ACTUAL**  
**FISH CONSERVATION TRUST**  
**For the Year Ended September 30, 2021**

	<u>Original Budget</u>	<u>Final Budget</u>	<u>Actual</u>	<u>Variance Positive (Negative)</u>
<b>Revenues</b>				
Licenses and Permits	\$ 6,000	\$ 6,000	\$ 6,543	\$ 543
Investment Income	800	800	432	(368)
Less: Statutory Requirement	(340)	(340)	-	340
<b>Total Revenues</b>	<u><b>6,460</b></u>	<u><b>6,460</b></u>	<u><b>6,975</b></u>	<u><b>515</b></u>
<b>Expenditures</b>				
Current:				
Physical Environment	233,642	235,287	-	235,287
<b>Total Expenditures</b>	<u><b>233,642</b></u>	<u><b>235,287</b></u>	<u><b>-</b></u>	<u><b>235,287</b></u>
<b>Excess of Revenues Over (Under) Expenditures</b>	<u><b>(227,182)</b></u>	<u><b>(228,827)</b></u>	<u><b>6,975</b></u>	<u><b>235,802</b></u>
<b>Other Financing Sources (Uses)</b>				
Transfers Out	(340)	(340)	(340)	-
<b>Total Other Financing Sources (Uses)</b>	<u><b>(340)</b></u>	<u><b>(340)</b></u>	<u><b>(340)</b></u>	<u><b>-</b></u>
<b>Net Change in Fund Balances</b>	<u><b>(227,522)</b></u>	<u><b>(229,167)</b></u>	<u><b>6,635</b></u>	<u><b>235,802</b></u>
<b>Fund Balances at Beginning of Year</b>	<u><b>227,522</b></u>	<u><b>229,167</b></u>	<u><b>229,167</b></u>	<u><b>-</b></u>
<b>Fund Balances at End of Year</b>	<u><u><b>\$ -</b></u></u>	<u><u><b>\$ -</b></u></u>	<u><u><b>\$ 235,802</b></u></u>	<u><u><b>\$ 235,802</b></u></u>

**LAKE COUNTY, FLORIDA**  
**SCHEDULE OF REVENUES, EXPENDITURES AND**  
**CHANGES IN FUND BALANCES - BUDGET AND ACTUAL**  
**COMMUNITY DEVELOPMENT**  
**For the Year Ended September 30, 2021**

	<u>Original Budget</u>	<u>Final Budget</u>	<u>Actual</u>	<u>Variance Positive (Negative)</u>
<b>Revenues</b>				
Intergovernmental	\$ 4,423,272	\$ 4,409,459	\$ 1,274,620	\$ (3,134,839)
Investment Income	-	-	261	261
<b>Total Revenues</b>	<u>4,423,272</u>	<u>4,409,459</u>	<u>1,274,881</u>	<u>(3,134,578)</u>
<b>Expenditures</b>				
Current:				
Economic Environment	3,550,779	3,787,981	1,202,725	2,585,256
Human Services	864,722	850,909	74,261	776,648
<b>Total Expenditures</b>	<u>4,415,501</u>	<u>4,638,890</u>	<u>1,276,986</u>	<u>3,361,904</u>
<b>Excess of Revenues Over (Under) Expenditures</b>	<u>7,771</u>	<u>(229,431)</u>	<u>(2,105)</u>	<u>227,326</u>
<b>Other Financing Sources (Uses)</b>				
Reserve for Contingencies	(661,743)	-	-	-
<b>Total Other Financing Sources (Uses)</b>	<u>(661,743)</u>	<u>-</u>	<u>-</u>	<u>-</u>
<b>Net Change in Fund Balances</b>	<b>(653,972)</b>	<b>(229,431)</b>	<b>(2,105)</b>	<b>227,326</b>
<b>Fund Balances at Beginning of Year</b>	<u>653,972</u>	<u>229,431</u>	<u>229,431</u>	<u>-</u>
<b>Fund Balances at End of Year</b>	<u>\$ -</u>	<u>\$ -</u>	<u>\$ 227,326</u>	<u>\$ 227,326</u>



**LAKE COUNTY, FLORIDA**  
**SCHEDULE OF REVENUES, EXPENDITURES AND**  
**CHANGES IN FUND BALANCES - BUDGET AND ACTUAL**  
**PUBLIC TRANSPORTATION FUND**  
**For the Year Ended September 30, 2021**

	<u>Original Budget</u>	<u>Final Budget</u>	<u>Actual</u>	<u>Variance Positive (Negative)</u>
<b>Revenues</b>				
Intergovernmental	\$ 8,518,319	\$ 14,115,106	\$ 8,624,423	\$ (5,490,683)
Charges for Services	455,000	455,000	194,188	(260,812)
Investment Income	-	-	7	7
Miscellaneous	63,000	135,157	166,333	31,176
<b>Total Revenues</b>	<b><u>9,036,319</u></b>	<b><u>14,705,263</u></b>	<b><u>8,984,951</u></b>	<b><u>(5,720,312)</u></b>
<b>Expenditures</b>				
Current:				
Transportation	9,736,260	15,425,464	9,393,906	6,031,558
<b>Total Expenditures</b>	<b><u>9,736,260</u></b>	<b><u>15,425,464</u></b>	<b><u>9,393,906</u></b>	<b><u>6,031,558</u></b>
<b>Excess of Revenues Over (Under) Expenditures</b>	<b><u>(699,941)</u></b>	<b><u>(720,201)</u></b>	<b><u>(408,955)</u></b>	<b><u>311,246</u></b>
<b>Other Financing Sources (Uses)</b>				
Transfers In	1,090,070	1,090,070	1,090,070	-
Reserve for Contingencies	(3,226,176)	(635,995)	-	635,995
<b>Total Other Financing Sources (Uses)</b>	<b><u>(2,136,106)</u></b>	<b><u>454,075</u></b>	<b><u>1,090,070</u></b>	<b><u>635,995</u></b>
<b>Net Change in Fund Balances</b>	<b><u>(2,836,047)</u></b>	<b><u>(266,126)</u></b>	<b><u>681,115</u></b>	<b><u>947,241</u></b>
<b>Fund Balances at Beginning of Year</b>	<b><u>2,836,047</u></b>	<b><u>266,126</u></b>	<b><u>266,126</u></b>	<b><u>-</u></b>
<b>Fund Balances at End of Year</b>	<b><u>\$ -</u></b>	<b><u>\$ -</u></b>	<b><u>\$ 947,241</u></b>	<b><u>\$ 947,241</u></b>

**LAKE COUNTY, FLORIDA**  
**SCHEDULE OF REVENUES, EXPENDITURES AND**  
**CHANGES IN FUND BALANCES - BUDGET AND ACTUAL**  
**LAKE COUNTY AMBULANCE**  
**For the Year Ended September 30, 2021**

	<u>Original Budget</u>	<u>Final Budget</u>	<u>Actual</u>	<u>Variance Positive (Negative)</u>
<b>Revenues</b>				
Taxes	\$ 11,541,413	\$ 11,520,774	\$ 10,957,275	\$ (563,499)
Investment Income	15,500	15,500	7,030	(8,470)
Less: Statutory Requirement	<u>(577,846)</u>	<u>(577,846)</u>	-	577,846
<b>Total Revenues</b>	<b><u>10,979,067</u></b>	<b><u>10,958,428</u></b>	<b><u>10,964,305</u></b>	<b><u>5,877</u></b>
<b>Expenditures</b>				
Current:				
General Government	439,375	437,525	437,525	-
Public Safety	<u>1,039,958</u>	<u>1,038,574</u>	<u>1,038,573</u>	<u>1</u>
<b>Total Expenditures</b>	<b><u>1,479,333</u></b>	<b><u>1,476,099</u></b>	<b><u>1,476,098</u></b>	<b><u>1</u></b>
<b>Excess of Revenues Over (Under) Expenditures</b>	<b><u>9,499,734</u></b>	<b><u>9,482,329</u></b>	<b><u>9,488,207</u></b>	<b><u>5,878</u></b>
<b>Other Financing Sources (Uses)</b>				
Transfers In	32,000	32,000	58,812	26,812
Transfers Out	(8,925,269)	(8,921,031)	(8,894,886)	26,145
Reserve for Contingencies	<u>(1,790,702)</u>	<u>(1,872,393)</u>	-	1,872,393
<b>Total Other Financing Sources (Uses)</b>	<b><u>(10,683,971)</u></b>	<b><u>(10,761,424)</u></b>	<b><u>(8,836,074)</u></b>	<b><u>1,925,350</u></b>
<b>Net Change in Fund Balances</b>	<b><u>(1,184,237)</u></b>	<b><u>(1,279,095)</u></b>	<b><u>652,133</u></b>	<b><u>1,931,228</u></b>
<b>Fund Balances at Beginning of Year</b>	<b><u>1,184,237</u></b>	<b><u>1,279,095</u></b>	<b><u>1,279,095</u></b>	<b><u>-</u></b>
<b>Fund Balances at End of Year</b>	<b><u>\$ -</u></b>	<b><u>\$ -</u></b>	<b><u>\$ 1,931,228</u></b>	<b><u>\$ 1,931,228</u></b>

**LAKE COUNTY, FLORIDA**  
**SCHEDULE OF REVENUES, EXPENDITURES AND**  
**CHANGES IN FUND BALANCES - BUDGET AND ACTUAL**  
**STORMWATER MANAGEMENT PARKS AND ROADS**  
**For the Year Ended September 30, 2021**

	<u>Original Budget</u>	<u>Final Budget</u>	<u>Actual</u>	<u>Variance Positive (Negative)</u>
<b>Revenues</b>				
Taxes	\$ 5,669,238	\$ 5,669,238	\$ 5,477,054	\$ (192,184)
Licenses and Permits	100,000	100,000	99,875	(125)
Intergovernmental	500,000	500,000	-	(500,000)
Charges for Services	137,500	137,500	273,266	135,766
Investment Income	40,000	40,000	10,359	(29,641)
Miscellaneous	21,590	21,590	198,110	176,520
Less: Statutory Requirement	(292,577)	(292,577)	-	292,577
<b>Total Revenues</b>	<b>6,175,751</b>	<b>6,175,751</b>	<b>6,058,664</b>	<b>(117,087)</b>
<b>Expenditures</b>				
Current:				
Physical Environment	1,862,934	2,080,631	723,162	1,357,469
Culture and Recreation	7,911,862	8,211,409	5,607,976	2,603,433
<b>Total Expenditures</b>	<b>9,774,796</b>	<b>10,292,040</b>	<b>6,331,138</b>	<b>3,960,902</b>
<b>Excess of Revenues Over (Under) Expenditures</b>	<b>(3,599,045)</b>	<b>(4,116,289)</b>	<b>(272,474)</b>	<b>3,843,815</b>
<b>Other Financing Sources (Uses)</b>				
Transfers In	1,239,884	1,239,884	1,269,273	29,389
Transfers Out	(457,939)	(460,610)	(446,799)	13,811
Reserve for Contingencies	(390,158)	(305,668)	-	305,668
<b>Total Other Financing Sources (Uses)</b>	<b>391,787</b>	<b>473,606</b>	<b>822,474</b>	<b>348,868</b>
<b>Net Change in Fund Balances</b>	<b>(3,207,258)</b>	<b>(3,642,683)</b>	<b>550,000</b>	<b>4,192,683</b>
<b>Fund Balances at Beginning of Year</b>	<b>3,207,258</b>	<b>3,642,683</b>	<b>3,642,683</b>	<b>-</b>
<b>Fund Balances at End of Year</b>	<b>\$ -</b>	<b>\$ -</b>	<b>\$ 4,192,683</b>	<b>\$ 4,192,683</b>

**LAKE COUNTY, FLORIDA**  
**SCHEDULE OF REVENUES, EXPENDITURES AND**  
**CHANGES IN FUND BALANCES - BUDGET AND ACTUAL**  
**EMERGENCY 9-1-1**  
**For the Year Ended September 30, 2021**

	<u>Original Budget</u>	<u>Final Budget</u>	<u>Actual</u>	<u>Variance Positive (Negative)</u>
<b>Revenues</b>				
Intergovernmental	\$ 455,092	\$ 1,191,499	\$ 286,872	\$ (904,627)
Charges for Services	1,470,500	1,470,500	1,812,617	342,117
Investment Income	4,000	4,000	3,573	(427)
Miscellaneous	-	-	85,638	85,638
Less: Statutory Requirement	(73,725)	(73,725)	-	73,725
<b>Total Revenues</b>	<b><u>1,855,867</u></b>	<b><u>2,592,274</u></b>	<b><u>2,188,700</u></b>	<b><u>(403,574)</u></b>
<b>Expenditures</b>				
Current:				
Public Safety	2,314,671	2,989,317	1,422,306	1,567,011
<b>Total Expenditures</b>	<b><u>2,314,671</u></b>	<b><u>2,989,317</u></b>	<b><u>1,422,306</u></b>	<b><u>1,567,011</u></b>
<b>Excess of Revenues Over (Under) Expenditures</b>	<b><u>(458,804)</u></b>	<b><u>(397,043)</u></b>	<b><u>766,394</u></b>	<b><u>1,163,437</u></b>
<b>Other Financing Sources (Uses)</b>				
Transfers Out	(50,000)	(50,000)	(50,000)	-
Reserve for Contingencies	(1,249,020)	(1,608,925)	-	1,608,925
<b>Total Other Financing Sources (Uses)</b>	<b><u>(1,299,020)</u></b>	<b><u>(1,658,925)</u></b>	<b><u>(50,000)</u></b>	<b><u>1,608,925</u></b>
<b>Net Change in Fund Balances</b>	<b><u>(1,757,824)</u></b>	<b><u>(2,055,968)</u></b>	<b><u>716,394</u></b>	<b><u>2,772,362</u></b>
<b>Fund Balances at Beginning of Year</b>	<b><u>1,757,824</u></b>	<b><u>2,055,968</u></b>	<b><u>2,055,968</u></b>	<b><u>-</u></b>
<b>Fund Balances at End of Year</b>	<b><u>\$ -</u></b>	<b><u>\$ -</u></b>	<b><u>\$ 2,772,362</u></b>	<b><u>\$ 2,772,362</u></b>

**LAKE COUNTY, FLORIDA**  
**SCHEDULE OF REVENUES, EXPENDITURES AND**  
**CHANGES IN FUND BALANCES - BUDGET AND ACTUAL**  
**RESORT/DEVELOPMENT TAX**  
**For the Year Ended September 30, 2021**

	<u>Original Budget</u>	<u>Final Budget</u>	<u>Actual</u>	<u>Variance Positive (Negative)</u>
<b>Revenues</b>				
Taxes	\$ 3,467,327	\$ 3,467,327	\$ 3,694,503	\$ 227,176
Investment Income	50,000	50,000	11,459	(38,541)
Miscellaneous	3,001	3,001	5,425	2,424
Less: Statutory Requirement	(176,016)	(176,016)	-	176,016
<b>Total Revenues</b>	<b><u>3,344,312</u></b>	<b><u>3,344,312</u></b>	<b><u>3,711,387</u></b>	<b><u>367,075</u></b>
<b>Expenditures</b>				
Current:				
Economic Environment	4,222,926	6,112,533	3,063,916	3,048,617
<b>Total Expenditures</b>	<b><u>4,222,926</u></b>	<b><u>6,112,533</u></b>	<b><u>3,063,916</u></b>	<b><u>3,048,617</u></b>
<b>Excess of Revenues Over (Under) Expenditures</b>	<b><u>(878,614)</u></b>	<b><u>(2,768,221)</u></b>	<b><u>647,471</u></b>	<b><u>3,415,692</u></b>
<b>Other Financing Sources (Uses)</b>				
Transfers Out	(211,016)	(211,016)	(211,016)	-
Reserve for Contingencies	(5,047,699)	(3,500,000)	-	3,500,000
<b>Total Other Financing Sources (Uses)</b>	<b><u>(5,258,715)</u></b>	<b><u>(3,711,016)</u></b>	<b><u>(211,016)</u></b>	<b><u>3,500,000</u></b>
<b>Net Change in Fund Balances</b>	<b><u>(6,137,329)</u></b>	<b><u>(6,479,237)</u></b>	<b><u>436,455</u></b>	<b><u>6,915,692</u></b>
<b>Fund Balances at Beginning of Year</b>	<b><u>6,137,329</u></b>	<b><u>6,479,237</u></b>	<b><u>6,479,237</u></b>	<b><u>-</u></b>
<b>Fund Balances at End of Year</b>	<b><u>\$ -</u></b>	<b><u>\$ -</u></b>	<b><u>\$ 6,915,692</u></b>	<b><u>\$ 6,915,692</u></b>

**LAKE COUNTY, FLORIDA**  
**SCHEDULE OF REVENUES, EXPENDITURES AND**  
**CHANGES IN FUND BALANCES - BUDGET AND ACTUAL**  
**AFFORDABLE HOUSING ASSISTANCE TRUST**  
**For the Year Ended September 30, 2021**

	<u>Original Budget</u>	<u>Final Budget</u>	<u>Actual</u>	<u>Variance Positive (Negative)</u>
<b>Revenues</b>				
Intergovernmental	\$ 570,018	\$ 666,252	\$ 1,474,915	\$ 808,663
Investment Income	30,000	30,000	2,835	(27,165)
Miscellaneous	10,000	10,000	172,578	162,578
Less: Statutory Requirement	(1,500)	(1,500)	-	1,500
<b>Total Revenues</b>	<u><b>608,518</b></u>	<u><b>704,752</b></u>	<u><b>1,650,328</b></u>	<u><b>945,576</b></u>
<b>Expenditures</b>				
Current:				
Economic Environment	1,960,398	2,197,382	973,920	1,223,462
<b>Total Expenditures</b>	<u><b>1,960,398</b></u>	<u><b>2,197,382</b></u>	<u><b>973,920</b></u>	<u><b>1,223,462</b></u>
<b>Excess of Revenues Over (Under) Expenditures</b>	<u><b>(1,351,880)</b></u>	<u><b>(1,492,630)</b></u>	<u><b>676,408</b></u>	<u><b>2,169,038</b></u>
<b>Other Financing Sources (Uses)</b>				
Reserve for Contingencies	(265,010)	(115,053)	-	115,053
<b>Total Other Financing Sources (Uses)</b>	<u><b>(265,010)</b></u>	<u><b>(115,053)</b></u>	<u><b>-</b></u>	<u><b>115,053</b></u>
<b>Net Change in Fund Balances</b>	<u><b>(1,616,890)</b></u>	<u><b>(1,607,683)</b></u>	<u><b>676,408</b></u>	<u><b>2,284,091</b></u>
<b>Fund Balances at Beginning of Year</b>	<u><b>1,616,890</b></u>	<u><b>1,607,683</b></u>	<u><b>1,607,683</b></u>	<u><b>-</b></u>
<b>Fund Balances at End of Year</b>	<u><u><b>\$ -</b></u></u>	<u><u><b>\$ -</b></u></u>	<u><u><b>\$ 2,284,091</b></u></u>	<u><u><b>\$ 2,284,091</b></u></u>

**LAKE COUNTY, FLORIDA**  
**SCHEDULE OF REVENUES, EXPENDITURES AND**  
**CHANGES IN FUND BALANCES - BUDGET AND ACTUAL**  
**SECTION 8**  
**For the Year Ended September 30, 2021**

	<u>Original Budget</u>	<u>Final Budget</u>	<u>Actual</u>	<u>Variance Positive (Negative)</u>
<b>Revenues</b>				
Intergovernmental	\$ 4,217,192	\$ 5,169,363	\$ 4,704,464	\$ (464,899)
Investment Income	3,000	3,000	1,399	(1,601)
Miscellaneous	60,000	100,980	100,980	-
Less: Statutory Requirement	(150)	(150)	-	150
<b>Total Revenues</b>	<u><b>4,280,042</b></u>	<u><b>5,273,193</b></u>	<u><b>4,806,843</b></u>	<u><b>(466,350)</b></u>
<b>Expenditures</b>				
Current:				
Economic Environment	4,463,725	5,379,976	4,693,751	686,225
<b>Total Expenditures</b>	<u><b>4,463,725</b></u>	<u><b>5,379,976</b></u>	<u><b>4,693,751</b></u>	<u><b>686,225</b></u>
<b>Excess of Revenues Over (Under) Expenditures</b>	<u><b>(183,683)</b></u>	<u><b>(106,783)</b></u>	<u><b>113,092</b></u>	<u><b>219,875</b></u>
<b>Other Financing Sources (Uses)</b>				
Reserve for Contingencies	(607,233)	(688,254)	-	688,254
<b>Total Other Financing Sources (Uses)</b>	<u><b>(607,233)</b></u>	<u><b>(688,254)</b></u>	<u><b>-</b></u>	<u><b>688,254</b></u>
<b>Net Change in Fund Balances</b>	<u><b>(790,916)</b></u>	<u><b>(795,037)</b></u>	<u><b>113,092</b></u>	<u><b>908,129</b></u>
<b>Fund Balances at Beginning of Year</b>	<u><b>790,916</b></u>	<u><b>795,037</b></u>	<u><b>795,037</b></u>	<u><b>-</b></u>
<b>Fund Balances at End of Year</b>	<u><u><b>\$ -</b></u></u>	<u><u><b>\$ -</b></u></u>	<u><u><b>\$ 908,129</b></u></u>	<u><u><b>\$ 908,129</b></u></u>

**LAKE COUNTY, FLORIDA**  
**SCHEDULE OF REVENUES, EXPENDITURES AND**  
**CHANGES IN FUND BALANCES - BUDGET AND ACTUAL**  
**RESTRICTED LOCAL PROGRAMS**  
**For the Year Ended September 30, 2021**

	<u>Original Budget</u>	<u>Final Budget</u>	<u>Actual</u>	<u>Variance Positive (Negative)</u>
<b>Revenues</b>				
Licenses and Permits	\$ 90,000	\$ 90,000	\$ 97,573	\$ 7,573
Intergovernmental	13,000	13,000	5,579	(7,421)
Charges for Services	264,635	264,635	246,710	(17,925)
Fines and Forfeitures	130,000	130,000	121,440	(8,560)
Investment Income	-	-	1,613	1,613
Miscellaneous	41,000	41,000	121,937	80,937
<b>Total Revenues</b>	<u><b>538,635</b></u>	<u><b>538,635</b></u>	<u><b>594,852</b></u>	<u><b>56,217</b></u>
<b>Expenditures</b>				
Current:				
Public Safety	189,000	449,972	25,000	424,972
Physical Environment	7,924	9,906	1,098	8,808
Human Services	530,144	621,485	261,362	360,123
Culture and Recreation	243,145	271,037	56,774	214,263
Court-Related Expenditures	65,635	99,096	56,073	43,023
<b>Total Expenditures</b>	<u><b>1,035,848</b></u>	<u><b>1,451,496</b></u>	<u><b>400,307</b></u>	<u><b>1,051,189</b></u>
<b>Excess of Revenues Over (Under) Expenditures</b>	<u><b>(497,213)</b></u>	<u><b>(912,861)</b></u>	<u><b>194,545</b></u>	<u><b>1,107,406</b></u>
<b>Other Financing Sources (Uses)</b>				
Reserve for Contingencies	(87,278)	-	-	-
<b>Total Other Financing Sources (Uses)</b>	<u><b>(87,278)</b></u>	<u><b>-</b></u>	<u><b>-</b></u>	<u><b>-</b></u>
<b>Net Change in Fund Balances</b>	<u><b>(584,491)</b></u>	<u><b>(912,861)</b></u>	<u><b>194,545</b></u>	<u><b>1,107,406</b></u>
<b>Fund Balances at Beginning of Year</b>	<u><b>584,491</b></u>	<u><b>912,861</b></u>	<u><b>912,861</b></u>	<u><b>-</b></u>
<b>Fund Balances at End of Year</b>	<u><b>\$ -</b></u>	<u><b>\$ -</b></u>	<u><b>\$ 1,107,406</b></u>	<u><b>\$ 1,107,406</b></u>



**LAKE COUNTY, FLORIDA**  
**SCHEDULE OF REVENUES, EXPENDITURES AND**  
**CHANGES IN FUND BALANCES - BUDGET AND ACTUAL**  
**MUNICIPAL SERVICE BENEFIT UNITS/SPECIAL ASSESSMENTS**  
**For the Year Ended September 30, 2021**

	<u>Original Budget</u>	<u>Final Budget</u>	<u>Actual</u>	<u>Variance Positive (Negative)</u>
<b>Revenues</b>				
Special Assessments	\$ 925,041	\$ 925,041	\$ 891,815	\$ (33,226)
Investment Income	2,195	2,195	772	(1,423)
Less: Statutory Requirement	(46,363)	(46,363)	-	46,363
<b>Total Revenues</b>	<b>880,873</b>	<b>880,873</b>	<b>892,587</b>	<b>11,714</b>
<b>Expenditures</b>				
Current:				
Transportation	799,342	823,100	804,663	18,437
<b>Total Expenditures</b>	<b>799,342</b>	<b>823,100</b>	<b>804,663</b>	<b>18,437</b>
<b>Excess of Revenues Over (Under) Expenditures</b>	<b>81,531</b>	<b>57,773</b>	<b>87,924</b>	<b>30,151</b>
<b>Other Financing Sources (Uses)</b>				
Transfers Out	(94,323)	(94,323)	(88,179)	6,144
Reserve for Contingencies	(238,289)	(235,789)	-	235,789
<b>Total Other Financing Sources (Uses)</b>	<b>(332,612)</b>	<b>(330,112)</b>	<b>(88,179)</b>	<b>241,933</b>
<b>Net Change in Fund Balances</b>	<b>(251,081)</b>	<b>(272,339)</b>	<b>(255)</b>	<b>272,084</b>
<b>Fund Balances at Beginning of Year</b>	<b>251,081</b>	<b>272,339</b>	<b>272,339</b>	<b>-</b>
<b>Fund Balances at End of Year</b>	<b>\$ -</b>	<b>\$ -</b>	<b>\$ 272,084</b>	<b>\$ 272,084</b>

**LAKE COUNTY, FLORIDA**  
**SCHEDULE OF REVENUES, EXPENDITURES AND**  
**CHANGES IN FUND BALANCES - BUDGET AND ACTUAL**  
**LAW ENFORCEMENT TRUST**  
**For the Year Ended September 30, 2021**

	<u>Original Budget</u>	<u>Final Budget</u>	<u>Actual</u>	<u>Variance Positive (Negative)</u>
<b>Revenues</b>				
Intergovernmental	\$ -	\$ -	\$ 130,162	\$ 130,162
Fines and Forfeitures	130,000	130,000	78,617	(51,383)
Investment Income	9,000	9,000	1,105	(7,895)
Less: Statutory Requirement	(450)	(450)	-	450
<b>Total Revenues</b>	<u><b>138,550</b></u>	<u><b>138,550</b></u>	<u><b>209,884</b></u>	<u><b>71,334</b></u>
<b>Expenditures</b>				
Current:				
Public Safety	705,447	610,826	87,368	523,458
<b>Total Expenditures</b>	<u><b>705,447</b></u>	<u><b>610,826</b></u>	<u><b>87,368</b></u>	<u><b>523,458</b></u>
<b>Excess of Revenues Over (Under) Expenditures</b>	<u><b>(566,897)</b></u>	<u><b>(472,276)</b></u>	<u><b>122,516</b></u>	<u><b>594,792</b></u>
<b>Net Change in Fund Balances</b>	<u><b>(566,897)</b></u>	<u><b>(472,276)</b></u>	<u><b>122,516</b></u>	<u><b>594,792</b></u>
<b>Fund Balances at Beginning of Year</b>	<u><b>566,897</b></u>	<u><b>472,276</b></u>	<u><b>472,276</b></u>	<u><b>-</b></u>
<b>Fund Balances at End of Year</b>	<u><u><b>\$ -</b></u></u>	<u><u><b>\$ -</b></u></u>	<u><u><b>\$ 594,792</b></u></u>	<u><u><b>\$ 594,792</b></u></u>

**LAKE COUNTY, FLORIDA**  
**SCHEDULE OF REVENUES, EXPENDITURES AND**  
**CHANGES IN FUND BALANCES - BUDGET AND ACTUAL**  
**COUNTY SALES TAX**  
**For the Year Ended September 30, 2021**

	<u>Original Budget</u>	<u>Final Budget</u>	<u>Actual</u>	<u>Variance Positive (Negative)</u>
<b>Revenues</b>				
Taxes	\$ 16,289,608	\$ 16,289,609	\$ 20,231,000	\$ 3,941,391
Investment Income	23,880	23,880	1,350	(22,530)
Miscellaneous	-	-	81,266	81,266
Less: Statutory Requirement	(815,674)	(815,674)	-	815,674
<b>Total Revenues</b>	<u><b>15,497,814</b></u>	<u><b>15,497,815</b></u>	<u><b>20,313,616</b></u>	<u><b>4,815,801</b></u>
<b>Expenditures</b>				
<b>Total Expenditures</b>	<u>-</u>	<u>-</u>	<u>-</u>	<u>-</u>
<b>Excess of Revenues Over (Under) Expenditures</b>	<u><b>15,497,814</b></u>	<u><b>15,497,815</b></u>	<u><b>20,313,616</b></u>	<u><b>4,815,801</b></u>
<b>Other Financing Sources (Uses)</b>				
Transfers Out	(16,715,674)	(17,183,673)	(16,915,023)	268,650
<b>Total Other Financing Sources (Uses)</b>	<u><b>(16,715,674)</b></u>	<u><b>(17,183,673)</b></u>	<u><b>(16,915,023)</b></u>	<u><b>268,650</b></u>
<b>Net Change in Fund Balances</b>	<u><b>(1,217,860)</b></u>	<u><b>(1,685,858)</b></u>	<u><b>3,398,593</b></u>	<u><b>5,084,451</b></u>
<b>Fund Balances at Beginning of Year</b>	<u><b>1,217,860</b></u>	<u><b>1,685,858</b></u>	<u><b>1,685,858</b></u>	<u>-</u>
<b>Fund Balances at End of Year</b>	<u><u><b>\$ -</b></u></u>	<u><u><b>\$ -</b></u></u>	<u><u><b>\$ 5,084,451</b></u></u>	<u><u><b>\$ 5,084,451</b></u></u>

**LAKE COUNTY, FLORIDA**  
**SCHEDULE OF REVENUES, EXPENDITURES AND**  
**CHANGES IN FUND BALANCES - BUDGET AND ACTUAL**  
**BUILDING SERVICES**  
For the Year Ended September 30, 2021

	<u>Original Budget</u>	<u>Final Budget</u>	<u>Actual</u>	<u>Variance Positive (Negative)</u>
<b>Revenues</b>				
Licenses and Permits	\$ 3,667,311	\$ 3,667,311	\$ 4,318,577	\$ 651,266
Charges for Services	264,000	264,000	352,254	88,254
Fines and Forfeitures	65,000	65,000	160,208	95,208
Investment Income	40,000	40,000	12,372	(27,628)
Miscellaneous	5,000	5,000	109,692	104,692
Less: Statutory Requirement	(202,066)	(202,066)	-	202,066
<b>Total Revenues</b>	<u><b>3,839,245</b></u>	<u><b>3,839,245</b></u>	<u><b>4,953,103</b></u>	<u><b>1,113,858</b></u>
<b>Expenditures</b>				
Current:				
Public Safety	5,487,957	6,417,240	3,551,583	2,865,657
<b>Total Expenditures</b>	<u><b>5,487,957</b></u>	<u><b>6,417,240</b></u>	<u><b>3,551,583</b></u>	<u><b>2,865,657</b></u>
<b>Excess of Revenues Over (Under) Expenditures</b>	<u><b>(1,648,712)</b></u>	<u><b>(2,577,995)</b></u>	<u><b>1,401,520</b></u>	<u><b>3,979,515</b></u>
<b>Other Financing Sources (Uses)</b>				
Transfers Out	(202,066)	(202,066)	(202,066)	-
Reserve for Contingencies	(3,479,567)	(3,457,374)	-	3,457,374
<b>Total Other Financing Sources (Uses)</b>	<u><b>(3,681,633)</b></u>	<u><b>(3,659,440)</b></u>	<u><b>(202,066)</b></u>	<u><b>3,457,374</b></u>
<b>Net Change in Fund Balances</b>	<u><b>(5,330,345)</b></u>	<u><b>(6,237,435)</b></u>	<u><b>1,199,454</b></u>	<u><b>7,436,889</b></u>
<b>Fund Balances at Beginning of Year</b>	<u><b>5,330,345</b></u>	<u><b>6,237,435</b></u>	<u><b>6,237,435</b></u>	<u><b>-</b></u>
<b>Fund Balances at End of Year</b>	<u><u><b>\$ -</b></u></u>	<u><u><b>\$ -</b></u></u>	<u><u><b>\$ 7,436,889</b></u></u>	<u><u><b>\$ 7,436,889</b></u></u>

**LAKE COUNTY, FLORIDA**  
**SCHEDULE OF REVENUES, EXPENDITURES AND**  
**CHANGES IN FUND BALANCES - BUDGET AND ACTUAL**  
**LAKE COUNTY MSTU FOR FIRE PROTECTION**  
**For the Year Ended September 30, 2021**

	<u>Original Budget</u>	<u>Final Budget</u>	<u>Actual</u>	<u>Variance Positive (Negative)</u>
<b>Revenues</b>				
Taxes	\$ 5,783,118	\$ 5,770,957	\$ 5,509,686	\$ (261,271)
Intergovernmental	1,344,432	1,377,036	1,406,107	29,071
Charges for Services	1,066,850	1,734,596	1,750,184	15,588
Special Assessments	22,037,040	22,017,006	21,778,463	(238,543)
Investment Income	50,000	50,000	22,096	(27,904)
Miscellaneous	503,050	503,050	137,387	(365,663)
Less: Statutory Requirement	(1,437,855)	(1,437,855)	-	1,437,855
<b>Total Revenues</b>	<b>29,346,635</b>	<b>30,014,790</b>	<b>30,603,923</b>	<b>589,133</b>
<b>Expenditures</b>				
Current:				
Public Safety	29,717,329	30,717,364	29,223,120	1,494,244
<b>Total Expenditures</b>	<b>29,717,329</b>	<b>30,717,364</b>	<b>29,223,120</b>	<b>1,494,244</b>
<b>Excess of Revenues Over (Under) Expenditures</b>	<b>(370,694)</b>	<b>(702,574)</b>	<b>1,380,803</b>	<b>2,083,377</b>
<b>Other Financing Sources (Uses)</b>				
Transfers In	2,676,421	2,675,122	2,787,514	112,392
Transfers Out	(2,109,035)	(2,106,459)	(2,067,568)	38,891
Reserve for Contingencies	(2,538,038)	(3,042,590)	-	3,042,590
<b>Total Other Financing Sources (Uses)</b>	<b>(1,970,652)</b>	<b>(2,473,927)</b>	<b>719,946</b>	<b>3,193,873</b>
<b>Net Change in Fund Balances</b>	<b>(2,341,346)</b>	<b>(3,176,501)</b>	<b>2,100,749</b>	<b>5,277,250</b>
<b>Fund Balances at Beginning of Year</b>	<b>2,341,346</b>	<b>3,176,501</b>	<b>3,176,501</b>	<b>-</b>
<b>Fund Balances at End of Year</b>	<b>\$ -</b>	<b>\$ -</b>	<b>\$ 5,277,250</b>	<b>\$ 5,277,250</b>

**LAKE COUNTY, FLORIDA**  
**SCHEDULE OF REVENUES, EXPENDITURES AND**  
**CHANGES IN FUND BALANCES - BUDGET AND ACTUAL**  
**FIRE RESCUE IMPACT FEE TRUST**  
**For the Year Ended September 30, 2021**

	<u>Original Budget</u>	<u>Final Budget</u>	<u>Actual</u>	<u>Variance Positive (Negative)</u>
<b>Revenues</b>				
Special Assessments	\$ 400,000	\$ 400,000	\$ 1,252,719	\$ 852,719
Investment Income	10,000	10,000	4,417	(5,583)
Miscellaneous	100	100	1,530	1,430
Less: Statutory Requirement	(20,505)	(20,505)	-	20,505
<b>Total Revenues</b>	<b><u>389,595</u></b>	<b><u>389,595</u></b>	<b><u>1,258,666</u></b>	<b><u>869,071</u></b>
<b>Expenditures</b>				
Current:				
Public Safety	2,000,000	2,295,313	464,693	1,830,620
<b>Total Expenditures</b>	<b><u>2,000,000</u></b>	<b><u>2,295,313</u></b>	<b><u>464,693</u></b>	<b><u>1,830,620</u></b>
<b>Excess of Revenues Over (Under) Expenditures</b>	<b><u>(1,610,405)</u></b>	<b><u>(1,905,718)</u></b>	<b><u>793,973</u></b>	<b><u>2,699,691</u></b>
<b>Other Financing Sources (Uses)</b>				
Reserve for Contingencies	(227,172)	(240,102)	-	240,102
<b>Total Other Financing Sources (Uses)</b>	<b><u>(227,172)</u></b>	<b><u>(240,102)</u></b>	<b><u>-</u></b>	<b><u>240,102</u></b>
<b>Net Change in Fund Balances</b>	<b><u>(1,837,577)</u></b>	<b><u>(2,145,820)</u></b>	<b><u>793,973</u></b>	<b><u>2,939,793</u></b>
<b>Fund Balances at Beginning of Year</b>	<b><u>1,837,577</u></b>	<b><u>2,145,820</u></b>	<b><u>2,145,820</u></b>	<b><u>-</u></b>
<b>Fund Balances at End of Year</b>	<b><u>\$ -</u></b>	<b><u>\$ -</u></b>	<b><u>\$ 2,939,793</u></b>	<b><u>\$ 2,939,793</u></b>

**LAKE COUNTY, FLORIDA**  
**SCHEDULE OF REVENUES, EXPENDITURES AND**  
**CHANGES IN FUND BALANCES - BUDGET AND ACTUAL**  
**COUNTY-WIDE LIBRARY**  
**For the Year Ended September 30, 2021**

	<u>Original Budget</u>	<u>Final Budget</u>	<u>Actual</u>	<u>Variance Positive (Negative)</u>
<b>Revenues</b>				
Intergovernmental	\$ 150,000	\$ 179,669	\$ 197,461	\$ 17,792
Charges for Services	11,350	11,350	12,078	728
Fines and Forfeitures	25,200	25,200	20,374	(4,826)
Investment Income	3,000	3,000	892	(2,108)
Miscellaneous	191,710	191,710	188,201	(3,509)
Less: Statutory Requirement	(3,651)	(3,651)	-	3,651
<b>Total Revenues</b>	<u><b>377,609</b></u>	<u><b>407,278</b></u>	<u><b>419,006</b></u>	<u><b>11,728</b></u>
<b>Expenditures</b>				
Current:				
Culture and Recreation	4,419,452	4,661,848	4,296,893	364,955
<b>Total Expenditures</b>	<u><b>4,419,452</b></u>	<u><b>4,661,848</b></u>	<u><b>4,296,893</b></u>	<u><b>364,955</b></u>
<b>Excess of Revenues Over (Under) Expenditures</b>	<u><b>(4,041,843)</b></u>	<u><b>(4,254,570)</b></u>	<u><b>(3,877,887)</b></u>	<u><b>376,683</b></u>
<b>Other Financing Sources (Uses)</b>				
Transfers In	3,899,646	3,899,646	3,899,646	-
Reserve for Contingencies	(31,968)	(61,968)	-	61,968
<b>Total Other Financing Sources (Uses)</b>	<u><b>3,867,678</b></u>	<u><b>3,837,678</b></u>	<u><b>3,899,646</b></u>	<u><b>61,968</b></u>
<b>Net Change in Fund Balances</b>	<u><b>(174,165)</b></u>	<u><b>(416,892)</b></u>	<u><b>21,759</b></u>	<u><b>438,651</b></u>
<b>Fund Balances at Beginning of Year</b>	<u><b>174,165</b></u>	<u><b>416,892</b></u>	<u><b>416,892</b></u>	<u><b>-</b></u>
<b>Fund Balances at End of Year</b>	<u><u><b>\$ -</b></u></u>	<u><u><b>\$ -</b></u></u>	<u><u><b>\$ 438,651</b></u></u>	<u><u><b>\$ 438,651</b></u></u>

**LAKE COUNTY, FLORIDA**  
**SCHEDULE OF REVENUES, EXPENDITURES AND**  
**CHANGES IN FUND BALANCES - BUDGET AND ACTUAL**  
**CLERK SPECIAL REVENUE FUNDS**  
**For the Year Ended September 30, 2021**

	<u>Original Budget</u>	<u>Final Budget</u>	<u>Actual</u>	<u>Variance Positive (Negative)</u>
<b>Revenues</b>				
Intergovernmental	\$ 210,560	\$ 226,793	\$ 242,861	\$ 16,068
Charges for Services	5,103,800	5,103,800	5,832,167	728,367
Fines and Forfeitures	1,599,500	1,599,500	2,160,583	561,083
<b>Total Revenues</b>	<b><u>6,913,860</u></b>	<b><u>6,930,093</u></b>	<b><u>8,235,611</u></b>	<b><u>1,305,518</u></b>
<b>Expenditures</b>				
Current:				
General Government	1,459,035	1,565,291	334	1,564,957
Court-Related Expenditures	6,835,985	6,852,218	7,442,358	(590,140)
<b>Total Expenditures</b>	<b><u>8,295,020</u></b>	<b><u>8,417,509</u></b>	<b><u>7,442,692</u></b>	<b><u>974,817</u></b>
<b>Excess of Revenues Over (Under) Expenditures</b>	<b><u>(1,381,160)</u></b>	<b><u>(1,487,416)</u></b>	<b><u>792,919</u></b>	<b><u>2,280,335</u></b>
<b>Other Financing Sources (Uses)</b>				
Reserve for Contingencies	(421,394)	(485,812)	-	485,812
<b>Total Other Financing Sources (Uses)</b>	<b><u>(421,394)</u></b>	<b><u>(485,812)</u></b>	<b><u>-</u></b>	<b><u>485,812</u></b>
<b>Net Change in Fund Balances</b>	<b><u>(1,802,554)</u></b>	<b><u>(1,973,228)</u></b>	<b><u>792,919</u></b>	<b><u>2,766,147</u></b>
<b>Fund Balances at Beginning of Year</b>	<b><u>1,802,554</u></b>	<b><u>1,973,228</u></b>	<b><u>1,973,228</u></b>	<b><u>-</u></b>
<b>Fund Balances at End of Year</b>	<b><u>\$ -</u></b>	<b><u>\$ -</u></b>	<b><u>\$ 2,766,147</u></b>	<b><u>\$ 2,766,147</u></b>



**LAKE COUNTY, FLORIDA**  
**SCHEDULE OF REVENUES, EXPENDITURES AND**  
**CHANGES IN FUND BALANCES - BUDGET AND ACTUAL**  
**SHERIFF SPECIAL REVENUE FUNDS**  
**For the Year Ended September 30, 2021**

	<u>Original Budget</u>	<u>Final Budget</u>	<u>Actual</u>	<u>Variance Positive (Negative)</u>
<b>Revenues</b>				
Intergovernmental	\$ -	\$ -	\$ 647,116	\$ 647,116
Charges for Services	380,542	380,542	514,087	133,545
<b>Total Revenues</b>	<u><b>380,542</b></u>	<u><b>380,542</b></u>	<u><b>1,161,203</b></u>	<u><b>780,661</b></u>
<b>Expenditures</b>				
Current:				
Public Safety	430,542	430,542	1,187,543	(757,001)
<b>Total Expenditures</b>	<u><b>430,542</b></u>	<u><b>430,542</b></u>	<u><b>1,187,543</b></u>	<u><b>(757,001)</b></u>
<b>Excess of Revenues Over (Under) Expenditures</b>	<u><b>(50,000)</b></u>	<u><b>(50,000)</b></u>	<u><b>(26,340)</b></u>	<u><b>23,660</b></u>
<b>Other Financing Sources (Uses)</b>				
Transfers In	50,000	50,000	75,871	25,871
<b>Total Other Financing Sources (Uses)</b>	<u><b>50,000</b></u>	<u><b>50,000</b></u>	<u><b>75,871</b></u>	<u><b>25,871</b></u>
<b>Net Change in Fund Balances</b>	<b>-</b>	<b>-</b>	<b>49,531</b>	<b>49,531</b>
<b>Fund Balances at Beginning of Year</b>	<b>-</b>	<b>-</b>	<b>264,718</b>	<b>264,718</b>
<b>Fund Balances at End of Year</b>	<u><u><b>\$ -</b></u></u>	<u><u><b>\$ -</b></u></u>	<u><u><b>\$ 314,249</b></u></u>	<u><u><b>\$ 314,249</b></u></u>

**LAKE COUNTY, FLORIDA**  
**SCHEDULE OF REVENUES, EXPENDITURES AND**  
**CHANGES IN FUND BALANCES - BUDGET AND ACTUAL**  
**EMERGENCY MEDICAL SERVICES**  
**For the Year Ended September 30, 2021**

	<u>Original Budget</u>	<u>Final Budget</u>	<u>Actual</u>	<u>Variance Positive (Negative)</u>
<b>Revenues</b>				
Intergovernmental	\$ -	\$ 1,083,011	\$ 180,573	\$ (902,438)
Charges for Services	16,110,562	16,110,562	13,474,626	(2,635,936)
Investment Income	250	250	10,092	9,842
Miscellaneous	120,100	372,363	787,604	415,241
<b>Total Revenues</b>	<b><u>16,230,912</u></b>	<b><u>17,566,186</u></b>	<b><u>14,452,895</u></b>	<b><u>(3,113,291)</u></b>
<b>Expenditures</b>				
Current:				
Public Safety	23,949,523	26,174,000	21,421,089	4,752,911
<b>Total Expenditures</b>	<b><u>23,949,523</u></b>	<b><u>26,174,000</u></b>	<b><u>21,421,089</u></b>	<b><u>4,752,911</u></b>
<b>Excess of Revenues Over (Under) Expenditures</b>	<b><u>(7,718,611)</u></b>	<b><u>(8,607,814)</u></b>	<b><u>(6,968,194)</u></b>	<b><u>1,639,620</u></b>
<b>Other Financing Sources (Uses)</b>				
Transfers In	6,800,000	6,800,000	6,800,000	-
Reserve for Contingencies	(2,321,002)	(4,804,688)	-	4,804,688
<b>Total Other Financing Sources (Uses)</b>	<b><u>4,478,998</u></b>	<b><u>1,995,312</u></b>	<b><u>6,800,000</u></b>	<b><u>4,804,688</u></b>
<b>Net Change in Fund Balances</b>	<b><u>(3,239,613)</u></b>	<b><u>(6,612,502)</u></b>	<b><u>(168,194)</u></b>	<b><u>6,444,308</u></b>
<b>Fund Balances at Beginning of Year</b>	<b><u>3,239,613</u></b>	<b><u>6,612,502</u></b>	<b><u>6,612,502</u></b>	<b><u>-</u></b>
<b>Fund Balances at End of Year</b>	<b><u>\$ -</u></b>	<b><u>\$ -</u></b>	<b><u>\$ 6,444,308</u></b>	<b><u>\$ 6,444,308</u></b>

**LAKE COUNTY, FLORIDA**  
**SCHEDULE OF REVENUES, EXPENDITURES AND**  
**CHANGES IN FUND BALANCES - BUDGET AND ACTUAL**  
**PARI-MUTUEL REVENUE BONDS DEBT SERVICE**  
**For the Year Ended September 30, 2021**

	<u>Original Budget</u>	<u>Final Budget</u>	<u>Actual</u>	<u>Variance Positive (Negative)</u>
<b>Revenues</b>				
Intergovernmental	\$ 297,667	\$ 297,667	\$ 297,667	\$ -
Investment Income	2,500	2,500	726	(1,774)
Less: Statutory Requirement	(15,009)	(15,009)	-	15,009
<b>Total Revenues</b>	<b><u>285,158</u></b>	<b><u>285,158</u></b>	<b><u>298,393</u></b>	<b><u>13,235</u></b>
<b>Expenditures</b>				
Debt Service:				
Principal	185,000	185,000	185,000	-
Interest and Fiscal Charges	69,800	69,800	66,300	3,500
<b>Total Expenditures</b>	<b><u>254,800</u></b>	<b><u>254,800</u></b>	<b><u>251,300</u></b>	<b><u>3,500</u></b>
<b>Excess of Revenues Over (Under) Expenditures</b>	<b><u>30,358</u></b>	<b><u>30,358</u></b>	<b><u>47,093</u></b>	<b><u>16,735</u></b>
<b>Other Financing Sources (Uses)</b>				
Reserve for Contingencies	(340,225)	(341,326)	-	341,326
<b>Total Other Financing Sources (Uses)</b>	<b><u>(340,225)</u></b>	<b><u>(341,326)</u></b>	<b><u>-</u></b>	<b><u>341,326</u></b>
<b>Net Change in Fund Balances</b>	<b><u>(309,867)</u></b>	<b><u>(310,968)</u></b>	<b><u>47,093</u></b>	<b><u>358,061</u></b>
<b>Fund Balances at Beginning of Year</b>	<b><u>309,867</u></b>	<b><u>310,968</u></b>	<b><u>310,968</u></b>	<b><u>-</u></b>
<b>Fund Balances at End of Year</b>	<b><u>\$ -</u></b>	<b><u>\$ -</u></b>	<b><u>\$ 358,061</u></b>	<b><u>\$ 358,061</u></b>

**LAKE COUNTY, FLORIDA**  
**SCHEDULE OF REVENUES, EXPENDITURES AND**  
**CHANGES IN FUND BALANCES - BUDGET AND ACTUAL**  
**PUBLIC LANDS PROGRAM DEBT SERVICE**  
**For the Year Ended September 30, 2021**

	<u>Original Budget</u>	<u>Final Budget</u>	<u>Actual</u>	<u>Variance Positive (Negative)</u>
<b>Revenues</b>				
Taxes	\$ 2,759,839	\$ 2,759,839	\$ 2,604,221	\$ (155,618)
Investment Income	25,304	25,304	3,070	(22,234)
Less: Statutory Requirement	(139,257)	(139,257)	-	139,257
<b>Total Revenues</b>	<b><u>2,645,886</u></b>	<b><u>2,645,886</u></b>	<b><u>2,607,291</u></b>	<b><u>(38,595)</u></b>
<b>Expenditures</b>				
Debt Service:				
Principal	2,215,000	2,215,000	2,215,000	-
Interest and Fiscal Charges	315,410	315,410	313,910	1,500
<b>Total Expenditures</b>	<b><u>2,530,410</u></b>	<b><u>2,530,410</u></b>	<b><u>2,528,910</u></b>	<b><u>1,500</u></b>
<b>Excess of Revenues Over (Under) Expenditures</b>	<b><u>115,476</u></b>	<b><u>115,476</u></b>	<b><u>78,381</u></b>	<b><u>(37,095)</u></b>
<b>Other Financing Sources (Uses)</b>				
Transfers In	15,500	15,500	13,976	(1,524)
Transfers Out	(80,995)	(80,995)	(73,253)	7,742
Reserve for Contingencies	(788,286)	(637,070)	-	637,070
<b>Total Other Financing Sources (Uses)</b>	<b><u>(853,781)</u></b>	<b><u>(702,565)</u></b>	<b><u>(59,277)</u></b>	<b><u>643,288</u></b>
<b>Net Change in Fund Balances</b>	<b><u>(738,305)</u></b>	<b><u>(587,089)</u></b>	<b><u>19,104</u></b>	<b><u>606,193</u></b>
<b>Fund Balances at Beginning of Year</b>	<b><u>738,305</u></b>	<b><u>587,089</u></b>	<b><u>587,089</u></b>	<b><u>-</u></b>
<b>Fund Balances at End of Year</b>	<b><u>\$ -</u></b>	<b><u>\$ -</u></b>	<b><u>\$ 606,193</u></b>	<b><u>\$ 606,193</u></b>

**LAKE COUNTY, FLORIDA**  
**SCHEDULE OF REVENUES, EXPENDITURES AND**  
**CHANGES IN FUND BALANCES - BUDGET AND ACTUAL**  
**FACILITIES EXPANSION DEBT SERVICE**  
**For the Year Ended September 30, 2021**

	<u>Original Budget</u>	<u>Final Budget</u>	<u>Actual</u>	<u>Variance Positive (Negative)</u>
<b>Revenues</b>				
Investment Income	\$ 15,000	\$ 15,000	\$ 3,607	\$ (11,393)
Less: Statutory Requirement	(750)	(750)	-	750
<b>Total Revenues</b>	<u>14,250</u>	<u>14,250</u>	<u>3,607</u>	<u>(10,643)</u>
<b>Expenditures</b>				
Debt Service:				
Principal	2,870,000	2,870,000	2,870,000	-
Interest and Fiscal Charges	2,506,674	2,506,674	2,503,173	3,501
<b>Total Expenditures</b>	<u>5,376,674</u>	<u>5,376,674</u>	<u>5,373,173</u>	<u>3,501</u>
<b>Excess of Revenues Over (Under) Expenditures</b>	<u>(5,362,424)</u>	<u>(5,362,424)</u>	<u>(5,369,566)</u>	<u>(7,142)</u>
<b>Other Financing Sources (Uses)</b>				
Transfers In	5,376,674	5,376,674	5,376,674	-
Reserve for Contingencies	(149,499)	(163,303)	-	163,303
<b>Total Other Financing Sources (Uses)</b>	<u>5,227,175</u>	<u>5,213,371</u>	<u>5,376,674</u>	<u>163,303</u>
<b>Net Change in Fund Balances</b>	<u>(135,249)</u>	<u>(149,053)</u>	<u>7,108</u>	<u>156,161</u>
<b>Fund Balances at Beginning of Year</b>	<u>135,249</u>	<u>149,053</u>	<u>149,053</u>	<u>-</u>
<b>Fund Balances at End of Year</b>	<u>\$ -</u>	<u>\$ -</u>	<u>\$ 156,161</u>	<u>\$ 156,161</u>

**LAKE COUNTY, FLORIDA**  
**SCHEDULE OF REVENUES, EXPENDITURES AND**  
**CHANGES IN FUND BALANCES - BUDGET AND ACTUAL**  
**SALES SURTAX REVENUE NOTE DEBT SERVICE**  
**For the Year Ended September 30, 2021**

	<u>Original Budget</u>	<u>Final Budget</u>	<u>Actual</u>	<u>Variance Positive (Negative)</u>
<b>Revenues</b>				
Investment Income	\$ 5,000	\$ 5,000	\$ 1,166	\$ (3,834)
Miscellaneous	516,064	516,064	516,064	-
Less: Statutory Requirement	(250)	(250)	-	250
<b>Total Revenues</b>	<u><b>520,814</b></u>	<u><b>520,814</b></u>	<u><b>517,230</b></u>	<u><b>(3,584)</b></u>
<b>Expenditures</b>				
Principal	2,250,000	2,250,000	2,250,000	-
Interest and Fiscal Charges	500,020	500,020	498,020	2,000
<b>Total Expenditures</b>	<u><b>2,750,020</b></u>	<u><b>2,750,020</b></u>	<u><b>2,748,020</b></u>	<u><b>2,000</b></u>
<b>Excess of Revenues Over (Under) Expenditures</b>	<u><b>(2,229,206)</b></u>	<u><b>(2,229,206)</b></u>	<u><b>(2,230,790)</b></u>	<u><b>(1,584)</b></u>
<b>Other Financing Sources (Uses)</b>				
Transfers In	2,250,000	2,250,000	2,250,000	-
Reserve for Contingencies	(37,101)	(35,622)	-	35,622
<b>Total Other Financing Sources (Uses)</b>	<u><b>2,212,899</b></u>	<u><b>2,214,378</b></u>	<u><b>2,250,000</b></u>	<u><b>35,622</b></u>
<b>Net Change in Fund Balances</b>	<u><b>(16,307)</b></u>	<u><b>(14,828)</b></u>	<u><b>19,210</b></u>	<u><b>34,038</b></u>
<b>Fund Balances at Beginning of Year</b>	<u><b>16,307</b></u>	<u><b>14,828</b></u>	<u><b>14,828</b></u>	<u><b>-</b></u>
<b>Fund Balances at End of Year</b>	<u><u><b>\$ -</b></u></u>	<u><u><b>\$ -</b></u></u>	<u><u><b>\$ 34,038</b></u></u>	<u><u><b>\$ 34,038</b></u></u>

**LAKE COUNTY, FLORIDA**  
**SCHEDULE OF REVENUES, EXPENDITURES AND**  
**CHANGES IN FUND BALANCES - BUDGET AND ACTUAL**  
**SALES SURTAX REVENUE BOND CAPITAL PROJECTS**  
**For the Year Ended September 30, 2021**

	<u>Original Budget</u>	<u>Final Budget</u>	<u>Actual</u>	<u>Variance Positive (Negative)</u>
<b>Revenues</b>				
Investment Income	\$ 3,000	\$ 3,000	\$ 1,188	\$ (1,812)
Less: Statutory Requirement	(150)	(150)	-	150
<b>Total Revenues</b>	<u><b>2,850</b></u>	<u><b>2,850</b></u>	<u><b>1,188</b></u>	<u><b>(1,662)</b></u>
<b>Expenditures</b>				
Capital Outlay	13,142	387,995	381,420	6,575
<b>Total Expenditures</b>	<u><b>13,142</b></u>	<u><b>387,995</b></u>	<u><b>381,420</b></u>	<u><b>6,575</b></u>
<b>Excess of Revenues Over (Under) Expenditures</b>	<u><b>(10,292)</b></u>	<u><b>(385,145)</b></u>	<u><b>(380,232)</b></u>	<u><b>4,913</b></u>
<b>Other Financing Sources (Uses)</b>				
Reserve for Contingencies	(850,370)	-	-	-
<b>Total Other Financing Sources (Uses)</b>	<u><b>(850,370)</b></u>	<u><b>-</b></u>	<u><b>-</b></u>	<u><b>-</b></u>
<b>Net Change in Fund Balances</b>	<u><b>(860,662)</b></u>	<u><b>(385,145)</b></u>	<u><b>(380,232)</b></u>	<u><b>4,913</b></u>
<b>Fund Balances at Beginning of Year</b>	<u><b>860,662</b></u>	<u><b>385,145</b></u>	<u><b>385,145</b></u>	<u><b>-</b></u>
<b>Fund Balances at End of Year</b>	<u><u><b>\$ -</b></u></u>	<u><u><b>\$ -</b></u></u>	<u><u><b>\$ 4,913</b></u></u>	<u><u><b>\$ 4,913</b></u></u>

**LAKE COUNTY, FLORIDA**  
**SCHEDULE OF REVENUES, EXPENDITURES AND**  
**CHANGES IN FUND BALANCES - BUDGET AND ACTUAL**  
**SALES TAX CAPITAL PROJECTS**  
**For the Year Ended September 30, 2021**

	<u>Original Budget</u>	<u>Final Budget</u>	<u>Actual</u>	<u>Variance Positive (Negative)</u>
<b>Revenues</b>				
Investment Income	\$ 9,000	\$ 12,770	\$ 24,915	\$ 12,145
Less: Statutory Requirement	(450)	(450)	-	450
<b>Total Revenues</b>	<b><u>8,550</u></b>	<b><u>12,320</u></b>	<b><u>24,915</u></b>	<b><u>12,595</u></b>
<b>Expenditures</b>				
Capital Outlay	20,675,534	27,133,337	10,200,271	16,933,066
<b>Total Expenditures</b>	<b><u>20,675,534</u></b>	<b><u>27,133,337</u></b>	<b><u>10,200,271</u></b>	<b><u>16,933,066</u></b>
<b>Excess of Revenues Over (Under) Expenditures</b>	<b><u>(20,666,984)</u></b>	<b><u>(27,121,017)</u></b>	<b><u>(10,175,356)</u></b>	<b><u>16,945,661</u></b>
<b>Other Financing Sources (Uses)</b>				
Transfers In	13,350,000	13,817,999	13,817,999	-
Reserve for Contingencies	(12,707,870)	(1,217,903)	-	1,217,903
<b>Total Other Financing Sources (Uses)</b>	<b><u>642,130</u></b>	<b><u>12,600,096</u></b>	<b><u>13,817,999</u></b>	<b><u>1,217,903</u></b>
<b>Net Change in Fund Balances</b>	<b><u>(20,024,854)</u></b>	<b><u>(14,520,921)</u></b>	<b><u>3,642,643</u></b>	<b><u>18,163,564</u></b>
<b>Fund Balances at Beginning of Year</b>	<b><u>20,024,854</u></b>	<b><u>14,520,921</u></b>	<b><u>14,520,921</u></b>	<b><u>-</u></b>
<b>Fund Balances at End of Year</b>	<b><u>\$ -</u></b>	<b><u>\$ -</u></b>	<b><u>\$ 18,163,564</u></b>	<b><u>\$ 18,163,564</u></b>



**LAKE COUNTY, FLORIDA**  
**SCHEDULE OF REVENUES, EXPENDITURES AND**  
**CHANGES IN FUND BALANCES - BUDGET AND ACTUAL**  
**FACILITIES EXPANSION CAPITAL PROJECTS**  
**For the Year Ended September 30, 2021**

	<u>Original Budget</u>	<u>Final Budget</u>	<u>Actual</u>	<u>Variance Positive (Negative)</u>
<b>Revenues</b>				
Investment Income	\$ 250	\$ 250	\$ 86	\$ (164)
Less: Statutory Requirement	(13)	(13)	-	13
<b>Total Revenues</b>	<u><b>237</b></u>	<u><b>237</b></u>	<u><b>86</b></u>	<u><b>(151)</b></u>
<b>Expenditures</b>				
Capital Outlay	1,059	58,086	57,935	151
<b>Total Expenditures</b>	<u><b>1,059</b></u>	<u><b>58,086</b></u>	<u><b>57,935</b></u>	<u><b>151</b></u>
<b>Excess of Revenues Over (Under) Expenditures</b>	<u><b>(822)</b></u>	<u><b>(57,849)</b></u>	<u><b>(57,849)</b></u>	<u><b>-</b></u>
<b>Net Change in Fund Balances</b>	<b>(822)</b>	<b>(57,849)</b>	<b>(57,849)</b>	<b>-</b>
<b>Fund Balances at Beginning of Year</b>	<u><b>822</b></u>	<u><b>57,849</b></u>	<u><b>57,849</b></u>	<u><b>-</b></u>
<b>Fund Balances at End of Year</b>	<u><u><b>\$ -</b></u></u>	<u><u><b>\$ -</b></u></u>	<u><u><b>\$ -</b></u></u>	<u><u><b>\$ -</b></u></u>

**LAKE COUNTY, FLORIDA**  
**SCHEDULE OF REVENUES, EXPENDITURES AND**  
**CHANGES IN FUND BALANCES - BUDGET AND ACTUAL**  
**ROAD RESURFACING CAPITAL PROJECTS**  
**For the Year Ended September 30, 2021**

	<u>Original Budget</u>	<u>Final Budget</u>	<u>Actual</u>	<u>Variance Positive (Negative)</u>
<b>Revenues</b>				
Investment Income	\$ -	\$ 70,000	\$ 12,873	\$ (57,127)
Less: Statutory Requirement	-	(3,500)	-	3,500
<b>Total Revenues</b>	<u>-</u>	<u>66,500</u>	<u>12,873</u>	<u>(53,627)</u>
<b>Expenditures</b>				
Capital Outlay	-	8,028,575	2,655,170	5,373,405
<b>Total Expenditures</b>	<u>-</u>	<u>8,028,575</u>	<u>2,655,170</u>	<u>5,373,405</u>
<b>Excess of Revenues Over (Under) Expenditures</b>	<u>-</u>	<u>(7,962,075)</u>	<u>(2,642,297)</u>	<u>5,319,778</u>
<b>Net Change in Fund Balances</b>	-	(7,962,075)	(2,642,297)	5,319,778
<b>Fund Balances at Beginning of Year</b>	-	7,962,075	7,962,075	-
<b>Fund Balances at End of Year</b>	<u>\$ -</u>	<u>\$ -</u>	<u>\$ 5,319,778</u>	<u>\$ 5,319,778</u>

This page intentionally left blank.

## **INTERNAL SERVICE FUNDS**

### **INSURANCE FUND - BOARD**

To account for the revenues and expenses of the Employee Group Health Insurance Program for the Board of County Commissioners, Clerk of the Circuit Court and Comptroller, Supervisor of Elections, and Property Appraiser and Tax Collector. This fund also accounts for the revenues and expenses of the Comprehensive Liability Programs for the Board of County Commissioners and all Constitutional Officers (except the Sheriff).

### **INSURANCE FUND – SHERIFF**

To account for the revenues and expenses of the Employee Group Health Insurance Program of the Sheriff.

### **FLEET MANAGEMENT**

To account for the revenues and expenses of the Fleet Management Division, which provides fleet services to the County and other agencies.

**LAKE COUNTY, FLORIDA**  
**COMBINING STATEMENT OF NET POSITION**  
**ALL INTERNAL SERVICE FUNDS**  
September 30, 2021

	<u>Board Insurance</u>	<u>Sheriff Insurance</u>	<u>Fleet Management</u>	<u>Total</u>
<b>Assets</b>				
<b>Current Assets:</b>				
Pooled Cash and Investments	\$ 11,154,216	\$ 2,389,378	\$ 104,079	\$ 13,647,673
Accounts Receivable	60,776	-	2,500	63,276
Intragovernmental Receivables	95,000	-	722	95,722
Due from Other Governments	126,525	-	11,463	137,988
Inventory	-	-	336,122	336,122
<b>Total Current Assets</b>	<b>11,436,517</b>	<b>2,389,378</b>	<b>454,886</b>	<b>14,280,781</b>
<b>Capital Assets:</b>				
Equipment	-	-	608,624	608,624
Less: Accumulated Depreciation	-	-	(367,106)	(367,106)
<b>Total Capital Assets</b>	<b>-</b>	<b>-</b>	<b>241,518</b>	<b>241,518</b>
<b>Total Assets</b>	<b>11,436,517</b>	<b>2,389,378</b>	<b>696,404</b>	<b>14,522,299</b>
<b>Deferred Outflows of Resources</b>				
Deferred Outflows Related to Pensions	-	-	183,810	183,810
<b>Total Deferred Outflows of Resources</b>	<b>-</b>	<b>-</b>	<b>183,810</b>	<b>183,810</b>
<b>Liabilities</b>				
<b>Current Liabilities:</b>				
Accounts Payable	1,651,861	1,055,116	132,117	2,839,094
Accrued Liabilities	-	-	31,471	31,471
Estimated Insurance Claims Payable	4,571,250	511,891	-	5,083,141
Current Portion of Long-Term Obligations	-	-	26,251	26,251
<b>Total Current Liabilities</b>	<b>6,223,111</b>	<b>1,567,007</b>	<b>189,839</b>	<b>7,979,957</b>
<b>Long-Term Liabilities:</b>				
Accrued Benefits Payable	-	-	29,877	29,877
Net Pension Liability	-	-	245,360	245,360
<b>Total Long-Term Liabilities</b>	<b>-</b>	<b>-</b>	<b>275,237</b>	<b>275,237</b>
<b>Total Liabilities</b>	<b>6,223,111</b>	<b>1,567,007</b>	<b>465,076</b>	<b>8,255,194</b>
<b>Deferred Inflows of Resources</b>				
Deferred Inflows Related to Pensions	-	-	410,394	410,394
<b>Total Deferred Inflows of Resources</b>	<b>-</b>	<b>-</b>	<b>410,394</b>	<b>410,394</b>
<b>Net Position</b>				
Net Investment in Capital Assets	-	-	241,518	241,518
Unrestricted	5,213,406	822,371	(236,774)	5,799,003
<b>Total Net Position</b>	<b>\$ 5,213,406</b>	<b>\$ 822,371</b>	<b>\$ 4,744</b>	<b>\$ 6,040,521</b>

**LAKE COUNTY, FLORIDA**  
**COMBINING STATEMENT OF REVENUES, EXPENSES**  
**AND CHANGES IN FUND NET POSITION**  
**ALL INTERNAL SERVICE FUNDS**  
**For the Year Ended September 30, 2021**

	<u>Board Insurance</u>	<u>Sheriff Insurance</u>	<u>Fleet Management</u>	<u>Total</u>
<b>Operating Revenues:</b>				
Charges for Services	\$ 17,537,869	\$ 11,774,701	\$ 2,472,526	\$ 31,785,096
Miscellaneous	30,518	-	4,044	34,562
<b>Total Operating Revenues</b>	<b><u>17,568,387</u></b>	<b><u>11,774,701</u></b>	<b><u>2,476,570</u></b>	<b><u>31,819,658</u></b>
<b>Operating Expenses:</b>				
Benefit Payments and Claims	18,123,737	8,483,988	-	26,607,725
Personal Services	-	-	680,933	680,933
Contracted Services	-	-	8,360	8,360
Supplies and Materials	-	-	415,160	415,160
Repairs and Maintenance	-	-	1,132,757	1,132,757
Utilities	-	-	21,069	21,069
Other Charges and Services	2,356,466	1,982,993	60,148	4,399,607
Depreciation and Amortization	-	-	14,027	14,027
<b>Total Operating Expenses</b>	<b><u>20,480,203</u></b>	<b><u>10,466,981</u></b>	<b><u>2,332,454</u></b>	<b><u>33,279,638</u></b>
<b>Operating Income (Loss)</b>	<b>(2,911,816)</b>	<b>1,307,720</b>	<b>144,116</b>	<b>(1,459,980)</b>
<b>Non-Operating Revenues:</b>				
Investment Income	26,078	-	-	26,078
Net Gain (Loss) on Disposal of Capital Assets	-	-	17,910	17,910
<b>Total Non-Operating Revenues</b>	<b><u>26,078</u></b>	<b><u>-</u></b>	<b><u>17,910</u></b>	<b><u>43,988</u></b>
<b>Income (Loss) Before Transfers</b>	<b>(2,885,738)</b>	<b>1,307,720</b>	<b>162,026</b>	<b>(1,415,992)</b>
Capital Contributions	-	-	174,237	174,237
Transfers Out	(412,723)	-	-	(412,723)
<b>Total Capital Contributions and Transfers</b>	<b><u>(412,723)</u></b>	<b><u>-</u></b>	<b><u>174,237</u></b>	<b><u>(238,486)</u></b>
<b>Change in Net Position</b>	<b>(3,298,461)</b>	<b>1,307,720</b>	<b>336,263</b>	<b>(1,654,478)</b>
<b>Net Position at Beginning of Year</b>	<b><u>8,511,867</u></b>	<b><u>(485,349)</u></b>	<b><u>(331,519)</u></b>	<b><u>7,694,999</u></b>
<b>Net Position at End of Year</b>	<b><u>\$ 5,213,406</u></b>	<b><u>\$ 822,371</u></b>	<b><u>\$ 4,744</u></b>	<b><u>\$ 6,040,521</u></b>

**LAKE COUNTY, FLORIDA  
COMBINING STATEMENT OF CASH FLOWS  
ALL INTERNAL SERVICE FUNDS  
For the Year Ended September 30, 2021**

	<u>Insurance</u>	
	<u>Board</u>	<u>Sheriff</u>
<b>Cash Flows from Operating Activities:</b>		
Cash Received from Customers and for Contributions	\$ 17,416,957	\$ 11,774,701
Cash Paid to Suppliers and for Claims	(19,839,974)	(10,037,609)
Cash Paid to Employees	-	-
Cash Paid to Internal Service Fund	-	-
<b>Net Cash Provided (Used) by Operating Activities</b>	<b>(2,423,017)</b>	<b>1,737,092</b>
<b>Cash Flows from Non-Capital Financing Activities:</b>		
Cash Advances from Other Funds	-	-
Cash Transfers to Other Funds	(412,723)	-
<b>Net Cash Provided (Used) by Non-Capital Financing Activities</b>	<b>(412,723)</b>	<b>-</b>
<b>Cash Flows from Capital And Related Financing Activities:</b>		
Additions to Capital Assets	-	-
Proceeds from Sale of Capital Assets	-	-
<b>Net Cash Provided (Used) by Capital and Related Financing Activities</b>	<b>-</b>	<b>-</b>
<b>Cash Flows from Investing Activities:</b>		
Investment Income Received	26,078	-
<b>Net Cash Provided (Used) by Investing Activities</b>	<b>26,078</b>	<b>-</b>
<b>Net Change in Cash and Cash Equivalents</b>	<b>(2,809,662)</b>	<b>1,737,092</b>
Cash and Cash Equivalents at October 1	13,963,878	652,286
<b>Cash and Cash Equivalents at September 30</b>	<b>\$ 11,154,216</b>	<b>\$ 2,389,378</b>

**RECONCILIATION OF OPERATING INCOME (LOSS) TO  
NET CASH PROVIDED (USED) BY OPERATING ACTIVITIES**

	<u>Insurance</u>	
	<u>Board</u>	<u>Sheriff</u>
<b>Operating Income (Loss)</b>	<b>\$ (2,911,816)</b>	<b>\$ 1,307,720</b>
<b>Adjustments to Reconcile Operating Income (Loss) to Net Cash Provided (Used) by Operating Activities:</b>		
Depreciation	-	-
Change in Accounts Receivable	(24,905)	-
Change in Intragovernmental Receivables	-	-
Change in Due from Other Governments	(126,525)	-
Change in Inventory	-	-
Change in Deferred Outflows of Resources	-	-
Change in Accounts Payable	85,979	342,246
Change in Accrued Liabilities	-	-
Change in Estimated Claims Payable	554,250	87,126
Change in Accrued Benefits Payable	-	-
Change in Net Pension Liability	-	-
Change in Deferred Inflows of Resources	-	-
<b>Total Adjustments</b>	<b>488,799</b>	<b>429,372</b>
<b>Net Cash Provided (Used) by Operating Activities</b>	<b>\$ (2,423,017)</b>	<b>\$ 1,737,092</b>
<b>Noncash Investing, Capital and Financing Activities</b>		
Capital Contributions	-	-

<b>Fleet Management</b>	<b>Total</b>
\$ 2,477,269	\$ 31,668,927
(1,653,138)	(31,530,721)
(611,857)	(611,857)
(112,553)	(112,553)
<b>99,721</b>	<b>(586,204)</b>
(10,975)	(10,975)
-	(412,723)
<b>(10,975)</b>	<b>(423,698)</b>
(2,577)	(2,577)
17,910	17,910
<b>15,333</b>	<b>15,333</b>
-	26,078
-	<b>26,078</b>
<b>104,079</b>	<b>(968,491)</b>
-	14,616,164
<b>\$ 104,079</b>	<b>\$ 13,647,673</b>

<b>Fleet Management</b>	<b>Total</b>
<b>\$ 144,116</b>	<b>\$ (1,459,980)</b>
14,027	14,027
(2,500)	(27,405)
(722)	(722)
3,921	(122,604)
(30,540)	(30,540)
108,720	108,720
14,896	443,121
(2,400)	(2,400)
-	641,376
(836)	(836)
(545,509)	(545,509)
396,548	396,548
<b>(44,395)</b>	<b>873,776</b>
<b>\$ 99,721</b>	<b>\$ (586,204)</b>
\$ 174,237	\$ 174,237



## **FIDUCIARY FUNDS**

All Fiduciary funds reported are custodial in nature and include the following types of transactions:

### **CLERK OF CIRCUIT COURT AND COMPTROLLER (CLERK)**

The collection and payment of monies collected for the Department of Revenue, Bureau of Vital Statistics, State Treasurer, and other various State and Federal agencies.

The receipt and disbursement of bonds posted by individuals for judicial proceedings.

The collection and disbursement of all court ordered fines and costs collected on behalf of various governmental agencies.

The collection and disbursements of the proceeds of tax deed sales in accordance with Chapter 197, Florida Statutes.

The receipt and disbursement of funds to witnesses on behalf of state agencies.

The collection and payment of court ordered alimony and child support payments.

The receipt and disbursement of temporarily unidentified monies.

The collection and payment of deposits required by Circuit and County Court legal actions.

### **TAX COLLECTOR**

The receipt and distribution of ad valorem tax collections.

The receipt and distribution of vehicle tag and title collections, marine title and registration fees and fees for issuance of Florida driver licenses and identification cards collected on behalf of various State agencies.

The collection and disbursement of hunting and fishing license fees collected on behalf of State and local agencies.

**SHERIFF'S OFFICE**

The receipt and disbursement of funds that result from civil process, confiscation and Sheriff's sales.

The receipt and distribution of the personal funds of County Jail inmates.

The receipt and disbursement of temporarily unidentified monies.

**LAKE COUNTY, FLORIDA**  
**COMBINING STATEMENT OF FIDUCIARY NET POSITION**  
**ALL CUSTODIAL FUNDS**  
**September 30, 2021**

	<u>Clerk</u>	<u>Sheriff</u>	<u>Tax Collector</u>	<u>Total</u>
<b><u>Assets</u></b>				
Cash	\$ -	\$ 515,619	\$ 5,792,708	\$ 6,308,327
Pooled Cash and Investments	8,699,769	107,640	-	8,807,409
Accounts Receivable	2,370	-	-	2,370
Due from Other Governments	-	-	31,168	31,168
	<u>-</u>	<u>-</u>	<u>31,168</u>	<u>31,168</u>
<b>Total Assets</b>	<b><u>8,702,139</u></b>	<b><u>623,259</u></b>	<b><u>5,823,876</u></b>	<b><u>15,149,274</u></b>
<b><u>Liabilities</u></b>				
Accounts Payable	35,047	10,045	-	45,092
Due to Individuals or Other Governments	2,804,383	-	1,990,186	4,794,569
Taxes Collected in Advance	-	-	3,833,690	3,833,690
	<u>-</u>	<u>-</u>	<u>3,833,690</u>	<u>3,833,690</u>
<b>Total Liabilities</b>	<b><u>2,839,430</u></b>	<b><u>10,045</u></b>	<b><u>5,823,876</u></b>	<b><u>8,673,351</u></b>
<b><u>Net Position</u></b>				
Restricted for:				
Individuals, Organization and Other Governments	<u>5,862,709</u>	<u>613,214</u>	<u>-</u>	<u>6,475,923</u>
<b>Total Net Position</b>	<b><u>\$ 5,862,709</u></b>	<b><u>\$ 613,214</u></b>	<b><u>\$ -</u></b>	<b><u>\$ 6,475,923</u></b>

**LAKE COUNTY, FLORIDA**  
**COMBINING STATEMENT OF CHANGES IN FIDUCIARY NET POSITION**  
**ALL CUSTODIAL FUNDS**  
**For the Year Ended September 30, 2021**

	<u>Clerk</u>	<u>Sheriff</u>	<u>Tax Collector</u>	<u>Total</u>
<b><u>Additions</u></b>				
Taxes and Motorist Service Collections for Other Governments	\$ -	\$ -	\$ 379,796,244	\$ 379,796,244
Amounts Collected for Fines and Fees	79,038,885	-	-	79,038,885
Amounts Collected for Civil and Criminal Courts	16,016,409	-	-	16,016,409
Amounts Collected for Tax Deeds	2,722,587	-	-	2,722,587
Miscellaneous	-	2,633,017	45,909	2,678,926
<b>Total Additions</b>	<b><u>97,777,881</u></b>	<b><u>2,633,017</u></b>	<b><u>379,842,153</u></b>	<b><u>480,253,051</u></b>
<b><u>Deductions</u></b>				
Taxes, Fines and Fees Paid to Other Governments	79,038,885	-	379,796,244	458,835,129
Civil and Criminal Payments	14,729,288	-	-	14,729,288
Amounts Paid to Individuals and Others	2,752,455	2,534,751	-	5,287,206
Miscellaneous	-	-	45,909	45,909
<b>Total Deductions</b>	<b><u>96,520,628</u></b>	<b><u>2,534,751</u></b>	<b><u>379,842,153</u></b>	<b><u>478,897,532</u></b>
<b>Change in Net Position</b>	<b>1,257,253</b>	<b>98,266</b>	<b>-</b>	<b>1,355,519</b>
<b>Total Net Position at Beginning of Year</b>	<b>-</b>	<b>-</b>	<b>-</b>	<b>-</b>
<b>Restatement for GASB 84 Implementation</b>	<b><u>4,605,456</u></b>	<b><u>514,948</u></b>	<b>-</b>	<b><u>5,120,404</u></b>
<b>Net Position at End of Year</b>	<b><u>\$ 5,862,709</u></b>	<b><u>\$ 613,214</u></b>	<b><u>\$ -</u></b>	<b><u>\$ 6,475,923</u></b>

This page intentionally left blank.

## **FINANCIAL DATA SCHEDULES – HUD SECTION 8**

The Department of Housing and Urban Development provides funding for Section 8 – housing assistance. The following financial data schedules include HUD-required Balance Sheet and Revenues and Expenditures Data in their required format for grant compliance. These schedules include HAP Portability-In amounts of \$1,594,310 in revenues and expenditures for Housing Choice Vouchers that are not included in the financial statements of the County’s Section 8 nonmajor special revenue fund.

**LAKE COUNTY, FLORIDA**  
**FINANCIAL DATA SCHEDULE - BALANCE SHEET**  
**HUD - SECTION 8**  
**For the Year Ended September 30, 2021**

Line		Housing Choice	Emergency Housing Voucher	HCV CARES Act	
Item #	Account Description	Vouchers 14.871	14.EHV	Funding 14.HCC	Total
111.0	Cash - Unrestricted	\$ 652,613	\$ 26,541	\$ -	\$ 679,154
113.0	Cash - Other Restricted	79,908	168,395	108,481	356,784
115.0	Cash - Restricted for Payment of Current Liabilities	17,878	-	-	17,878
100.0	Total Cash	<u>750,399</u>	<u>194,936</u>	<u>108,481</u>	<u>\$ 1,053,816</u>
124.0	Accounts Receivable - Other Government	52,422	-	-	52,422
125.0	Accounts Receivable - Miscellaneous	-	-	-	-
120.0	Total Receivables, Net of Allowances for Doubtful Accounts	52,422	-	-	52,422
150.0	Total Current Assets	<u>802,821</u>	<u>194,936</u>	<u>108,481</u>	<u>1,106,238</u>
290.0	Total Assets and Deferred Outflow of Resources	<u>\$ 802,821</u>	<u>\$ 194,936</u>	<u>\$ 108,481</u>	<u>\$ 1,106,238</u>
312.0	Accounts Payable <=90 Days	\$ -	\$ -	\$ -	\$ -
321.0	Accrued Wage/Payroll Taxes Payable	17,878	-	-	17,878
342.0	Unearned Revenue	-	71,750	108,481	180,231
345.0	Other Current Liabilities	-	-	-	-
310.0	Total Current Liabilities	<u>17,878</u>	<u>71,750</u>	<u>108,481</u>	<u>198,109</u>
300.0	Total Liabilities	<u>17,878</u>	<u>71,750</u>	<u>108,481</u>	<u>198,109</u>
509.3	Restricted Fund Balance	79,908	96,645	-	176,553
511.3	Assigned Fund Balance	705,035	-	-	705,035
512.3	Unassigned Fund Balance	-	26,541	-	26,541
513.0	Total Equity - Net Assets/Position	<u>784,943</u>	<u>123,186</u>	<u>-</u>	<u>908,129</u>
600.0	Total Liabilities, Deferred Inflows of Resources and Equity	<u>\$ 802,821</u>	<u>\$ 194,936</u>	<u>\$ 108,481</u>	<u>\$ 1,106,238</u>

**LAKE COUNTY, FLORIDA**  
**FINANCIAL DATA SCHEDULE - REVENUES AND EXPENDITURES**  
**HUD - SECTION 8**  
**For the Year Ended September 30, 2021**

Line		Housing Choice	Emergency Housing Voucher	HCV CARES Act	
Item #	Account Description	Vouchers 14.871	14.EHV	Funding 14.HCC	Total
70600	HUD PHA Operating Grants	\$ 6,243,998 *	\$ 123,533	\$ 32,223	\$ 6,399,754
71100	Investment Income - Unrestricted	1,399	-	-	1,399
71300	Proceeds from Disposition of Assets Held for Sale	-	-	-	-
72000	Investment Income - Restricted	-	-	-	-
70000	Total Revenue	<u>6,245,397</u>	<u>123,533</u>	<u>32,223</u>	<u>6,401,153</u>
91100	Administrative Salaries	257,184	-	-	257,184
91500	Employee Benefit Contributions - Administrative	95,768	-	-	95,768
91600	Office Expenses	29,397	347	32,223	61,967
91800	Travel	-	-	-	-
91900	Other	44,264	-	-	44,264
91000	Total Operating - Administrative	<u>426,613</u>	<u>347</u>	<u>32,223</u>	<u>\$ 459,183</u>
93400	Fuel	1,889	-	-	1,889
93000	Total Utilities	<u>1,889</u>	<u>-</u>	<u>-</u>	<u>1,889</u>
94200	Ordinary Maintenance and Operations - Materials and Other	26,535	-	-	26,535
94000	Total Maintenance	<u>26,535</u>	<u>-</u>	<u>-</u>	<u>26,535</u>
96110	Property Insurance	3,405	-	-	3,405
96130	Workers Compensation	471	-	-	471
96100	Total Insurance Premiums	<u>3,876</u>	<u>-</u>	<u>-</u>	<u>3,876</u>
96200	Other General Expenses	-	-	-	-
96000	Total Other General Expenses	<u>-</u>	<u>-</u>	<u>-</u>	<u>-</u>
96900	Total Operating Expenses	<u>458,913</u>	<u>347</u>	<u>32,223</u>	<u>491,483</u>
97000	Excess of Operating Revenue Over Operating Expenses	5,786,484	123,186	-	5,909,670
97300	Housing Assistance Payments	4,202,268	-	-	4,202,268
97350	HAP Portability-In	1,594,310 *	-	-	1,594,310
90000	Total Expenses	<u>6,255,491</u>	<u>347</u>	<u>32,223</u>	<u>6,288,061</u>
10000	Excess of Total Revenue Over Total Expenses	(10,094)	123,186	-	113,092
11030	Beginning Equity	795,037	-	-	795,037
	Total Equity/Net Assets	<u>\$ 784,943</u>	<u>\$ 123,186</u>	<u>\$ -</u>	<u>\$ 908,129</u>
11170	Administrative Fee Equity	\$ 656,819	\$ -	\$ -	\$ 656,819
11180	Housing Assistance Payments Equity	128,124	-	-	128,124
	Total Equity/Net Assets	<u>\$ 784,943</u>	<u>\$ -</u>	<u>\$ -</u>	<u>\$ 784,943</u>
11190	Unit Months Available	5,820	123	-	5,943
11210	Number of Unit Months Leased	5,486	-	-	5,486

\*This schedule includes HAP Portability-in amounts of \$1,594,310 in revenues and expenditures that are not included in the financial statements of the County's Section 8 nonmajor special revenue fund.



This page intentionally left blank.

**LAKE COUNTY, FLORIDA  
OVERVIEW OF STATISTICAL SECTION CONTENTS**

**Financial Trends Information**

These schedules show trend information to help the reader understand how the County's financial performance and financial condition have changed over time.

**Revenue Capacity Information**

These schedules provide information to help the reader assess the County's most significant local revenue source-property taxes.

**Debt Capacity Information**

These schedules provide information to help the reader assess the County's current debt load and its ability to issue additional debt in the future.

**Demographic and Economic Information**

These schedules offer demographic and economic indicators to help the reader understand the environment within which the County operates.

**Operating Information**

These schedules provide service and infrastructure data related to County services and activities in order to help the reader better understand the information presented in the financial statements.

**LAKE COUNTY, FLORIDA  
NET POSITION BY COMPONENT  
LAST TEN FISCAL YEARS**

(accrual basis of accounting - amounts in thousands)

	<u>2021</u>	<u>2020</u>	<u>2019</u>	<u>2018</u>
<b>Governmental Activities</b>				
Net investment in capital assets	\$ 397,642	\$ 394,177	\$ 376,030	\$ 380,161
Restricted	102,453	78,587	73,304	62,777
Unrestricted	(153,253)	(176,196)	(147,574)	(139,255)
<b>Total Governmental Activities Net Position</b>	<b><u>\$ 346,842</u></b>	<b><u>\$ 296,568</u></b>	<b><u>\$ 301,760</u></b>	<b><u>\$ 303,683</u></b>
 <b>Business-Type Activities</b>				
Net investment in capital assets	\$ 11,049	\$ 11,280	\$ 10,847	\$ 10,771
Restricted	-	-	-	-
Unrestricted	(3,334)	(3,782)	(5,063)	(6,421)
<b>Total Business-Type Activities Net Position</b>	<b><u>\$ 7,715</u></b>	<b><u>\$ 7,498</u></b>	<b><u>\$ 5,784</u></b>	<b><u>\$ 4,350</u></b>
 <b>Primary Government</b>				
Net investment in capital assets	408,691	405,457	386,877	390,932
Restricted	102,453	78,587	73,304	62,777
Unrestricted	(156,587)	(179,978)	(152,637)	(145,676)
<b>Total Primary Government Net Position</b>	<b><u>\$ 354,557</u></b>	<b><u>\$ 304,066</u></b>	<b><u>\$ 307,544</u></b>	<b><u>\$ 308,033</u></b>

SOURCE: Lake County Finance

	<u>2017</u>	<u>2016</u>	<u>2015</u>	<u>2014</u>	<u>2013</u>	<u>2012</u>
\$	387,230	\$ 385,854	\$ 378,597	\$ 378,600	\$ 381,585	\$ 390,755
	40,853	39,000	38,540	39,686	46,806	53,113
	(97,712)	(82,528)	(58,995)	22,760	31,802	41,907
<b>\$</b>	<b><u>330,371</u></b>	<b><u>342,326</u></b>	<b><u>358,142</u></b>	<b><u>441,046</u></b>	<b><u>460,193</u></b>	<b><u>485,775</u></b>
\$	11,054	\$ 11,405	\$ 11,809	\$ 12,232	\$ 12,602	\$ 12,552
	-	-	-	-	-	-
	(6,112)	(6,153)	(3,371)	867	(2,060)	268
<b>\$</b>	<b><u>4,942</u></b>	<b><u>5,252</u></b>	<b><u>8,438</u></b>	<b><u>13,099</u></b>	<b><u>10,542</u></b>	<b><u>12,820</u></b>
	398,284	\$ 397,259	\$ 390,406	\$ 390,832	\$ 394,187	\$ 403,307
	40,853	39,000	38,540	39,686	46,806	53,113
	(103,824)	(88,681)	(62,366)	23,627	29,742	42,175
<b>\$</b>	<b><u>335,313</u></b>	<b><u>347,578</u></b>	<b><u>366,580</u></b>	<b><u>454,145</u></b>	<b><u>470,735</u></b>	<b><u>498,595</u></b>

**LAKE COUNTY, FLORIDA  
CHANGES IN NET POSITION  
LAST TEN FISCAL YEARS**

(accrual basis of accounting - amounts in thousands)

	<u>2021</u>	<u>2020</u>	<u>2019</u>	<u>2018</u>
<b>Expenses</b>				
<b>Governmental Activities:</b>				
General Government	\$ 86,043	\$ 53,829	\$ 48,236	\$ 44,322
Public Safety	191,760	173,073	158,832	146,942
Physical Environment	1,822	2,291	2,259	2,531
Transportation	33,522	36,383	37,227	41,651
Economic Environment	18,675	11,692	10,044	9,782
Human Services	11,035	10,779	10,552	10,181
Culture and Recreation	17,143	12,663	12,832	12,571
Court-Related	11,693	11,649	13,147	11,768
Interest on Long-Term Debt	3,709	4,099	3,763	3,468
<b>Total Governmental Activities</b>	<b>375,402</b>	<b>316,458</b>	<b>296,892</b>	<b>283,216</b>
<b>Business-Type Activities:</b>				
Landfill	17,176	16,172	15,992	16,040
<b>Total Primary Government Expenses</b>	<b>392,578</b>	<b>332,630</b>	<b>312,884</b>	<b>299,256</b>
<b>Program Revenues</b>				
<b>Governmental Activities:</b>				
Charges for services				
General Government	12,538	10,063	9,957	10,000
Public Safety	52,148	49,398	47,386	41,984
Court-Related	9,026	7,439	8,180	7,719
Other	3,320	3,621	3,728	3,749
Operating grants and contributions	89,913	30,655	25,067	26,856
Capital grants and contributions	52,358	21,517	14,407	13,729
<b>Total Governmental Activities</b>	<b>219,303</b>	<b>122,693</b>	<b>108,725</b>	<b>104,037</b>
<b>Business-Type Activities:</b>				
Landfill				
Charges for services	15,273	14,965	14,722	13,087
Operating grants and contributions	-	1	2	7
<b>Total Business-Type Activities</b>	<b>15,273</b>	<b>14,966</b>	<b>14,724</b>	<b>13,094</b>
<b>Total Government Program Revenues</b>	<b>234,576</b>	<b>137,659</b>	<b>123,449</b>	<b>117,131</b>
<b>Net (Expense)/Revenue</b>				
Governmental activities	(156,099)	(193,765)	(188,167)	(179,179)
Business-type activities	(1,903)	(1,206)	(1,268)	(2,946)
<b>Total Primary Government Net Expense</b>	<b>\$ (158,002)</b>	<b>\$ (194,971)</b>	<b>\$ (189,435)</b>	<b>\$ (182,125)</b>

Source: Lake County Finance

	2017	2016	2015	2014	2013	2012
\$	40,081	\$ 41,256	\$ 36,176	\$ 34,385	\$ 32,294	\$ 33,505
	139,131	134,145	120,000	116,395	116,043	118,604
	2,435	4,053	2,904	2,247	2,427	3,485
	35,698	33,661	33,710	39,248	37,581	31,771
	8,403	7,494	9,097	8,411	9,031	8,338
	9,946	9,184	8,746	10,359	9,937	9,438
	11,317	11,329	11,543	10,980	9,515	9,756
	11,376	10,157	9,881	10,272	10,229	9,232
	3,439	3,095	5,403	5,249	6,782	5,763
	<b>261,826</b>	<b>254,374</b>	<b>237,460</b>	<b>237,546</b>	<b>233,839</b>	<b>229,892</b>
	15,337	17,436	15,977	15,558	20,181	20,456
	<b>277,163</b>	<b>271,810</b>	<b>253,437</b>	<b>253,104</b>	<b>254,020</b>	<b>250,348</b>
	9,441	9,127	7,403	8,019	7,667	7,332
	40,902	40,508	39,705	38,319	35,852	35,150
	6,937	6,872	8,815	7,870	4,177	1,950
	3,284	3,220	3,649	4,062	3,723	3,736
	24,989	23,384	25,505	21,633	29,480	32,612
	10,790	7,056	11,529	9,720	4,049	17,711
	<b>96,343</b>	<b>90,167</b>	<b>96,606</b>	<b>89,623</b>	<b>84,948</b>	<b>98,491</b>
	12,655	12,655	13,042	16,007	16,264	16,574
	-	-	20	-	-	-
	<b>12,655</b>	<b>12,655</b>	<b>13,062</b>	<b>16,007</b>	<b>16,264</b>	<b>16,574</b>
	<b>108,998</b>	<b>102,822</b>	<b>109,668</b>	<b>105,630</b>	<b>101,212</b>	<b>115,065</b>
	(165,483)	(164,207)	(140,854)	(147,923)	(148,891)	(131,401)
	(2,682)	(4,781)	(2,915)	449	(3,917)	(3,882)
\$	<b>(168,165)</b>	<b>(168,988)</b>	<b>(143,769)</b>	<b>(147,474)</b>	<b>(152,808)</b>	<b>(135,283)</b>

(Continued)

**LAKE COUNTY, FLORIDA  
CHANGES IN NET POSITION  
LAST TEN FISCAL YEARS**

(accrual basis of accounting - amounts in thousands)

	<u>2021</u>	<u>2020</u>	<u>2019</u>	<u>2018</u>
<b>General Revenues</b>				
<b>Governmental Activities:</b>				
Taxes				
Property Taxes	\$ 143,754	\$ 132,124	\$ 123,327	\$ 112,723
Sales Taxes	20,231	17,076	16,766	16,165
Gas Taxes	7,798	7,361	7,820	7,727
Communication Services Tax	1,416	1,473	1,483	1,454
Other	3,695	2,759	3,366	3,447
Intergovernmental Revenues, unrestricted	28,835	24,389	24,749	24,233
Investment Income	317	1,696	2,467	1,094
Miscellaneous	2,341	4,375	8,759	837
Transfers	(2,012)	(2,680)	(2,492)	(2,213)
<b>Total Governmental Activities</b>	<b>206,375</b>	<b>188,573</b>	<b>186,245</b>	<b>165,467</b>
<b>Business-Type Activities:</b>				
Investment Income	16	89	133	62
Miscellaneous	92	152	78	79
Transfers	2,012	2,680	2,492	2,213
<b>Total Business-Type Activities</b>	<b>2,120</b>	<b>2,921</b>	<b>2,703</b>	<b>2,354</b>
<b>Total Primary Government General Revenues</b>	<b>208,495</b>	<b>191,494</b>	<b>188,948</b>	<b>167,821</b>
<b>Change in Net Position</b>				
Governmental Activities	50,274	(5,192)	(1,923)	(13,712)
Business-type Activities	216	1,715	1,434	(592)
<b>Total Primary Government Change in Net Position</b>	<b>\$ 50,490</b>	<b>\$ (3,477)</b>	<b>\$ (489)</b>	<b>\$ (14,304)</b>

	<b>2017</b>	<b>2016</b>	<b>2015</b>	<b>2014</b>	<b>2013</b>	<b>2012</b>
\$	103,740	\$ 101,220	\$ 97,719	\$ 82,458	\$ 81,864	\$ 85,904
	15,053	14,234	13,600	12,443	11,585	10,833
	7,628	7,432	7,041	6,831	6,578	6,622
	1,773	1,691	1,784	1,857	1,833	1,846
	3,080	2,710	2,537	2,331	2,084	1,935
	23,001	21,816	20,565	19,198	17,798	16,580
	533	388	594	752	677	1,398
	833	255	3,037	2,192	2,085	3,261
	(2,113)	(1,354)	1,072	713	(1,194)	(2,491)
	<b>153,528</b>	<b>148,392</b>	<b>147,949</b>	<b>128,775</b>	<b>123,310</b>	<b>125,888</b>
	34	27	35	20	25	72
	185	214	126	2,801	419	706
	2,113	1,354	(1,072)	(713)	1,194	2,491
	<b>2,332</b>	<b>1,595</b>	<b>(911)</b>	<b>2,108</b>	<b>1,638</b>	<b>3,269</b>
	<b>155,860</b>	<b>149,987</b>	<b>147,038</b>	<b>130,883</b>	<b>124,948</b>	<b>129,157</b>
	(11,955)	(15,815)	7,095	(19,147)	(25,582)	(5,510)
	(310)	(3,186)	(3,826)	2,557	(2,278)	(613)
\$	<b>(12,265)</b>	<b>(19,001)</b>	<b>3,269</b>	<b>(16,590)</b>	<b>(27,860)</b>	<b>(6,123)</b>



**LAKE COUNTY, FLORIDA  
FUND BALANCES - GOVERNMENTAL FUNDS  
LAST TEN FISCAL YEARS**

(modified accrual basis of accounting - amounts in thousands)

<b>General Fund</b>	<b>2021</b>	<b>2020</b>	<b>2019</b>	<b>2018</b>
Nonspendable	\$ 254	\$ 248	\$ 169	\$ 190
Assigned	2,630	8,590	3,810	710
Unassigned	35,151	14,634	13,502	6,909
<b>Total General Fund</b>	<b><u>\$ 38,035</u></b>	<b><u>\$ 23,472</u></b>	<b><u>\$ 17,481</u></b>	<b><u>\$ 7,809</u></b>
<b>All Other Governmental Funds</b>				
Nonspendable	\$ 1,957	\$ -	\$ -	\$ -
Restricted	97,842	79,100	76,799	81,384
Committed	12,171	11,534	7,556	4,585
Assigned	439	417	376	410
Unassigned	-	-	-	-
<b>Total All Other Governmental Funds</b>	<b><u>\$ 112,409</u></b>	<b><u>\$ 91,051</u></b>	<b><u>\$ 84,731</u></b>	<b><u>\$ 86,379</u></b>

SOURCE: Lake County Finance

	2017	2016	2015	2014	2013	2012
\$	147	\$ 189	\$ 202	208	\$ 413	\$ 606
	4,290	7,020	6,250	3,600	9,769	17,800
	11,097	11,173	13,040	12,223	12,720	14,853
<b>\$</b>	<b>15,534</b>	<b>\$ 18,382</b>	<b>\$ 19,492</b>	<b>\$ 16,031</b>	<b>\$ 22,902</b>	<b>\$ 33,259</b>
\$	-	\$ -	\$ -	\$ -	\$ -	\$ -
	51,864	51,852	56,441	60,403	69,241	77,027
	2,798	4,319	6,443	5,653	6,434	8,301
	437	420	494	596	603	467
	-	-	-	-	-	(806)
<b>\$</b>	<b>55,099</b>	<b>\$ 56,591</b>	<b>\$ 63,378</b>	<b>\$ 66,652</b>	<b>\$ 76,278</b>	<b>\$ 84,989</b>

**LAKE COUNTY, FLORIDA  
CHANGES IN FUND BALANCES - GOVERNMENTAL FUNDS  
LAST TEN FISCAL YEARS**

(modified accrual basis of accounting - amounts in thousands)

	<u>2021</u>	<u>2020</u>	<u>2019</u>	<u>2018</u>
<b>Revenues</b>				
Taxes	\$ 176,894	\$ 160,792	\$ 152,761	\$ 141,516
Licenses and Permits	4,851	4,201	4,585	3,929
Intergovernmental	125,938	65,614	57,878	59,134
Charges for Services	45,524	41,332	41,279	38,753
Fines and Forfeitures	3,213	2,506	2,802	2,533
Special Assessments	68,278	29,916	26,625	23,731
Investment Income	291	1,523	2,178	964
Miscellaneous	3,808	4,712	4,510	2,473
<b>Total Revenues</b>	<b><u>428,797</u></b>	<b><u>310,596</u></b>	<b><u>292,618</u></b>	<b><u>273,033</u></b>
<b>Expenditures</b>				
Current:				
General Government	84,170	45,347	42,837	40,231
Public Safety	199,881	143,610	128,437	136,728
Physical Environment	1,754	1,936	2,010	2,370
Transportation	29,604	35,327	34,233	30,269
Economic Environment	18,635	11,406	11,610	10,149
Human Services	10,553	10,244	10,262	9,900
Culture and Recreation	10,971	11,021	10,151	11,211
Court-Related Expenditures	11,280	10,264	10,473	9,892
Debt Service:				
Principal	7,621	5,249	5,561	5,248
Interest and Fiscal Charges	3,530	3,327	3,585	3,239
Issuance Costs	-	76	-	51
Advance Refunding Escrow	-	-	-	-
Capital Outlay	13,295	26,634	22,941	8,359
<b>Total Expenditures</b>	<b><u>391,294</u></b>	<b><u>304,441</u></b>	<b><u>282,100</u></b>	<b><u>267,647</u></b>
<b>Excess of Revenues Over (Under) Expenditures</b>	<b><u>37,503</u></b>	<b><u>6,155</u></b>	<b><u>10,518</u></b>	<b><u>5,386</u></b>
<b>Other Financing Sources (Uses)</b>				
Bonds Issued/Additions to Long Term Debt	-	28,045	-	19,980
Bond Premium	-	-	-	-
Transfers In	44,407	42,606	41,888	33,650
Transfers Out	(46,006)	(44,750)	(44,368)	(35,499)
Refunding Bonds Issued	-	-	-	-
Premium on Refunding Bonds Issued	-	-	-	-
Payment to Refunded Bond Escrow Agent	-	(19,769)	-	-
<b>Total Other Financing Sources (Uses)</b>	<b><u>(1,599)</u></b>	<b><u>6,132</u></b>	<b><u>(2,480)</u></b>	<b><u>18,131</u></b>
<b>Net Change in Fund Balances</b>	<b><u>35,904</u></b>	<b><u>12,287</u></b>	<b><u>8,038</u></b>	<b><u>23,517</u></b>
<b>Fund Balances at Beginning of Year</b>	<b><u>114,523</u></b>	<b><u>102,212</u></b>	<b><u>94,188</u></b>	<b><u>70,633</u></b>
Inventory Reserve Increase (Decrease)	17	24	(14)	38
<b>Fund Balances at End of Year</b>	<b><u>\$ 150,444</u></b>	<b><u>\$ 114,523</u></b>	<b><u>\$ 102,212</u></b>	<b><u>\$ 94,188</u></b>
Debt Service as a Percentage of Non-capital Expenditures	3.39%	3.39%	3.64%	3.40%

SOURCE: Lake County Finance

	2017	2016	2015	2014	2013	2012
\$	131,274	\$ 127,287	\$ 122,681	\$ 105,921	\$ 103,944	\$ 107,140
	2,953	3,016	2,976	2,733	2,286	1,787
	53,245	46,537	53,538	47,779	50,768	56,154
	37,764	37,255	36,553	34,817	29,919	28,019
	2,506	2,225	2,673	3,128	1,996	1,166
	22,728	22,751	21,312	20,047	17,690	21,838
	473	348	547	285	421	1,093
	1,445	1,544	2,930	1,957	2,023	3,342
	<b>252,388</b>	<b>240,963</b>	<b>243,210</b>	<b>216,667</b>	<b>209,047</b>	<b>220,539</b>
	36,910	39,275	33,496	32,171	30,100	30,406
	127,774	122,273	116,372	108,674	108,909	109,064
	2,321	3,816	2,877	2,138	2,365	3,243
	26,807	24,672	34,573	33,296	25,775	25,473
	8,478	7,456	9,051	8,349	8,996	8,530
	9,832	9,945	8,616	9,978	9,545	10,196
	9,980	9,977	9,264	9,160	8,806	8,284
	9,207	8,168	8,571	8,581	9,563	8,376
	6,204	5,731	4,771	4,615	4,433	4,248
	3,456	3,119	5,091	5,249	5,435	5,699
	-	-	508	-	-	-
	-	-	-	-	-	-
	13,990	14,301	11,206	11,938	13,283	28,431
	<b>254,959</b>	<b>248,733</b>	<b>244,396</b>	<b>234,149</b>	<b>227,210</b>	<b>241,950</b>
	<b>(2,571)</b>	<b>(7,770)</b>	<b>(1,186)</b>	<b>(17,482)</b>	<b>(18,163)</b>	<b>(21,411)</b>
	-	909	-	-	-	-
	-	-	-	-	-	-
	30,863	27,376	30,478	28,261	28,538	31,643
	(32,624)	(28,384)	(29,083)	(27,243)	(29,440)	(32,046)
	-	-	96,935	-	-	-
	-	-	1,709	-	-	-
	-	-	(98,682)	-	-	-
	<b>(1,761)</b>	<b>(99)</b>	<b>1,357</b>	<b>1,018</b>	<b>(902)</b>	<b>(403)</b>
	<b>(4,332)</b>	<b>(7,869)</b>	<b>171</b>	<b>(16,464)</b>	<b>(19,065)</b>	<b>(21,814)</b>
	<b>74,973</b>	<b>82,870</b>	<b>82,683</b>	<b>99,180</b>	<b>118,248</b>	<b>140,066</b>
	(8)	(28)	16	(33)	(3)	(4)
\$	<b>70,633</b>	<b>74,973</b>	<b>82,870</b>	<b>82,683</b>	<b>99,180</b>	<b>118,248</b>
	4.21%	3.98%	4.87%	4.73%	4.77%	4.91%

**LAKE COUNTY, FLORIDA  
 ASSESSED AND ESTIMATED ACTUAL VALUE OF TAXABLE PROPERTY  
 LAST TEN FISCAL YEARS**

(amounts in millions)

FISCAL YEAR	REAL PROPERTY		PERSONAL PROPERTY	
	ASSESSED TAXABLE VALUE	ESTIMATED ACTUAL VALUE	ASSESSED TAXABLE VALUE	ESTIMATED ACTUAL VALUE
2012	\$ 14,329	\$ 20,286	\$ 1,301	\$ 1,819
2013	13,436	19,108	1,272	1,790
2014	13,544	19,331	1,260	1,775
2015	14,227	20,530	1,234	1,752
2016	15,024	21,922	1,242	1,778
2017	15,985	23,434	1,233	1,766
2018	17,427	25,621	1,313	1,852
2019	19,219	30,157	1,390	1,931
2020	20,897	32,241	1,473	2,030
2021	22,942	35,107	1,529	2,091

NOTE: The assessed value is one year behind the fiscal year. For example, the assessed value at January 1, 2020 is for the fiscal year ended September 30, 2021.

SOURCE: Lake County Property Appraiser

CENTRALLY ASSESSED PROPERTY		TOTAL		TOTAL DIRECT TAX RATE	PERCENTAGE OF ASSESSED VALUE TO ESTIMATED ACTUAL VALUE
ASSESSED TAXABLE VALUE	ESTIMATED ACTUAL VALUE	ASSESSED TAXABLE VALUE	ESTIMATED ACTUAL VALUE		
\$ 2	\$ 3	\$ 15,632	\$ 22,108	5.6616	70.71 %
2	2	14,710	20,900	5.7415	70.38
2	3	14,807	21,109	5.7415	70.15
2	3	15,463	22,285	6.5117	69.39
3	4	16,269	23,704	6.4312	68.63
3	5	17,221	25,204	6.2365	68.33
4	5	18,744	27,478	6.2365	68.21
3	5	20,613	32,094	6.2165	64.23
4	6	22,374	34,276	6.1495	65.28
4	7	24,475	37,205	6.1088	65.78

**LAKE COUNTY, FLORIDA**  
**PROPERTY TAX RATES - DIRECT AND OVERLAPPING GOVERNMENTS**  
**LAST TEN FISCAL YEARS**

(per \$1,000 of assessed value)

	<u>2021</u>	<u>2020</u>	<u>2019</u>	<u>2018</u>
<b>Direct Rates</b>				
Board of County Commissioners				
General Revenue Fund	5.0327	5.0734	5.1180	5.1180
Stormwater Municipal Services Taxing Unit	0.4957	0.4957	0.4957	0.4957
Voted Debt Service	0.1100	0.1100	0.1324	0.1524
Fire Municipal Services Taxing Unit	0.4704	0.4704	0.4704	0.4704
<b>Total Direct Rate</b>	<b><u>6.1088</u></b>	<b><u>6.1495</u></b>	<b><u>6.2165</u></b>	<b><u>6.2365</u></b>
<b>Overlapping Rates</b>				
Board of Public Instruction	6.6990	6.8830	6.3550	6.6030
Lake County Water Authority (Independent Special District)	0.3368	0.3557	0.4900	0.2554
<b>Total Overlapping Rates</b>	<b><u>7.0358</u></b>	<b><u>7.2387</u></b>	<b><u>6.8450</u></b>	<b><u>6.8584</u></b>
<b>Total County Wide</b>	<b><u>13.1446</u></b>	<b><u>13.3882</u></b>	<b><u>13.0615</u></b>	<b><u>13.0949</u></b>
<b>Special Districts</b>				
Dependent Districts				
Lake County Ambulance District	0.4629	0.4629	0.4629	0.4629
<b>Independent Districts</b>				
South Lake County Hospital District	-	0.5886	0.6432	0.6898
Southwest Florida Water Management	0.2669	0.2801	0.2955	0.3131
St. Johns River Water Management	0.2287	0.2414	0.2562	0.2724
North Lake County Hospital District	0.8950	0.9500	0.9800	1.0000
<b>Cities</b>				
Astatula	7.5000	7.5000	7.5000	7.5000
Clermont	4.2061	4.2061	4.2061	4.2061
Eustis	7.5810	7.5810	7.5810	7.5810
Fruitland Park	3.9134	3.9134	3.9134	3.9863
Groveland	5.2000	5.2000	5.2000	5.2000
Howey-in-the-Hills	7.5000	8.9180	9.2750	9.2750
Lady Lake	3.3962	3.3962	3.3962	3.3962
Leesburg	4.1086	4.2678	4.2678	4.2678
Mascotte	7.1323	7.5500	7.6291	7.9316
Minneola	6.1000	6.1800	6.1900	6.2795
Montverde	2.8300	2.8300	2.8300	2.8300
Mount Dora	5.9603	6.2000	6.3000	6.3000
Tavares	6.9000	6.9500	7.1119	7.0000
Tavares Voted Debt Service	0.2623	0.2932	0.3052	0.3397
Umatilla	7.1089	7.1089	7.1089	7.1089

SOURCE: Lake County Property Appraiser

<u>2017</u>	<u>2016</u>	<u>2015</u>	<u>2014</u>	<u>2013</u>	<u>2012</u>
5.1180	5.3051	5.3856	4.7309	4.7309	4.7309
0.4957	0.4957	0.4957	0.4984	0.4984	0.4984
0.1524	0.1600	0.1600	0.1900	0.1900	0.1101
0.4704	0.4704	0.4704	0.3222	0.3222	0.3222
<b>6.2365</b>	<b>6.4312</b>	<b>6.5117</b>	<b>5.7415</b>	<b>5.7415</b>	<b>5.6616</b>
6.8750	7.1970	7.2460	7.1700	7.3200	7.3940
0.2554	0.2554	0.2554	0.2554	0.2554	0.2405
<b>7.1304</b>	<b>7.4524</b>	<b>7.5014</b>	<b>7.4254</b>	<b>7.5754</b>	<b>7.6345</b>
<b>13.3669</b>	<b>13.8836</b>	<b>14.0131</b>	<b>13.1669</b>	<b>13.3169</b>	<b>13.2961</b>
0.4629	0.4629	0.4629	0.3853	0.3853	0.3853
0.7332	0.7633	0.7633	0.7900	0.8000	0.8000
0.3317	0.3488	0.3658	0.3818	0.3928	0.3928
0.2885	0.3023	0.3164	0.3283	0.3313	0.3313
1.0000	1.0000	1.0000	1.0000	1.0000	1.0000
7.5000	7.5000	7.5000	6.2500	6.2500	6.5000
4.2061	4.2061	3.7290	3.7290	3.1420	3.1420
7.5810	7.5810	7.5810	7.5810	6.7158	6.2432
3.9863	4.7371	4.7371	4.7371	4.6442	4.3284
5.6000	5.9900	5.9900	5.4700	5.6000	5.6000
9.2750	9.5177	9.5177	9.6147	8.6965	8.0000
3.3962	3.5510	3.7500	3.2808	3.2808	3.2808
4.2678	4.2678	4.3179	4.3179	4.3179	4.3179
8.3289	8.8138	9.3000	9.6147	9.6147	9.6147
6.1483	6.2069	6.2500	6.3676	6.3000	6.5716
2.8300	2.8300	2.8300	2.8300	2.8300	2.8300
5.9970	5.9970	5.9970	5.6667	5.6667	5.3891
7.1000	6.6166	6.7283	6.4531	5.9850	6.8900
0.3680	0.4068	0.4286	0.4533	0.4612	-
7.1089	7.2980	7.2980	8.2480	8.2480	7.6419



**LAKE COUNTY, FLORIDA  
PRINCIPAL PROPERTY TAXPAYERS  
CURRENT YEAR AND NINE YEARS AGO**

<b>TAXPAYER</b>	<b>2021</b>			<b>2012</b>		
	<b>TAXABLE ASSESSED VALUE</b>	<b>RANK</b>	<b>PERCENT OF TOTAL ASSESSED VALUE</b>	<b>TAXABLE ASSESSED VALUE</b>	<b>RANK</b>	<b>PERCENT OF TOTAL ASSESSED VALUE</b>
Duke Energy Florida, LLC	\$ 262,790,909	1	1.07 %	\$ -	-	- %
Summer Bay Partnership	182,657,888	2	0.75	203,200,797	1	1.30
Sumter Electric Co-op, Inc.	181,853,141	3	0.74	123,113,241	3	0.79
DCS Real Estate Investments, LLC	110,337,865	4	0.45	-	-	-
Villages Operating Company	77,859,846	5	0.32	33,079,887	7	0.21
Vista at Lost Lake TIC I LLC ET AL	58,303,712	6	0.24	-	-	-
Sabal Trail Transmission LLC	56,074,826	7	0.23	-	-	-
BR Citrus Tower LLC	46,171,224	8	0.19	-	-	-
Advenir at Castle Hill LLC	44,860,279	9	0.18	-	-	-
Florida Food Products LLC	42,759,251	10	0.17	-	-	-
Progress Energy	-	-	-	152,074,999	2	0.97
Embarq-Florida Inc.	-	-	-	86,275,002	4	0.55
Niagra Bottling, LLC	-	-	-	56,381,910	5	0.36
Lowes Home Centers Inc.	-	-	-	33,177,096	6	0.21
Cutrale Citrus Juices USA	-	-	-	32,317,809	8	0.21
Florida Gas and Transmission Co.	-	-	-	31,375,108	9	0.20
Comcast Cable Communications LLC	-	-	-	28,402,485	10	0.18
	<b>\$ 1,063,668,941</b>		<b>4.34 %</b>	<b>\$ 779,398,334</b>		<b>4.98 %</b>

SOURCE: Lake County Property Appraiser (includes both real and tangible personal property)

**LAKE COUNTY, FLORIDA  
PROPERTY TAX LEVIES AND COLLECTIONS  
LAST TEN FISCAL YEARS**

<b>FISCAL YEAR</b>	<b>TOTAL TAX LEVY</b>	<b>CURRENT TAX COLLECTED</b>	<b>PERCENT OF LEVY COLLECTED</b>	<b>DELINQUENT TAX COLLECTED</b>	<b>TOTAL TAX COLLECTED</b>	<b>PERCENT OF TOTAL COLLECTED TO LEVY</b>
<b>2012</b>	88,657,064	82,232,152	92.8 %	3,671,740	85,903,892	96.9 %
<b>2013</b>	84,537,190	78,713,031	93.1	3,151,025	81,864,057	96.8
<b>2014</b>	85,046,003	79,639,509	93.6	2,818,062	82,457,571	97.0
<b>2015</b>	100,846,998	94,918,759	94.1	2,800,212	97,718,971	96.9
<b>2016</b>	104,648,986	98,449,119	94.1	2,770,942	101,220,063	96.7
<b>2017</b>	107,245,498	101,083,202	94.3	2,656,989	103,740,192	96.7
<b>2018</b>	116,506,444	110,107,767	94.5	2,615,321	112,723,087	96.8
<b>2019</b>	127,511,222	120,553,050	94.6	2,774,098	123,327,148	96.8
<b>2020</b>	136,759,798	125,349,596	91.7	6,773,943	132,123,539	96.6
<b>2021</b>	\$ 148,539,188	\$ 136,263,521	91.7	\$ 7,490,075	\$ 143,753,596	96.8

Note: These figures include property tax levies of the General County, Lake County Ambulance MSTU, Lake County Stormwater Management, Parks and Roads MSTU, Lake County Voted Debt Service, Mt. Plymouth-Sorrento CRA Trust and Lake County Fire MSTU. Property taxes become due and payable on November 1st of each year. A four (4) percent discount is allowed if the taxes are paid in November, with the discount declining by one (1) percent each month thereafter. Accordingly, taxes collected will never be 100 percent of the tax levy. Taxes become delinquent on April 1st of each year. Tax certificates for the full amount of any unpaid real property taxes and assessments must be sold not later than June 1st of each year.

SOURCE: Lake County Property Appraiser

**LAKE COUNTY, FLORIDA  
RATIOS OF OUTSTANDING DEBT BY TYPE  
LAST TEN FISCAL YEARS**

	<u>2021</u>	<u>2020</u>	<u>2019</u>	<u>2018</u>
<b><u>Governmental Activities</u></b>				
Pari-Mutuel Revenues Replacement Bonds (1)	\$ 1,940,000	\$ 2,125,000	\$ 2,305,000	\$ 2,480,000
Limited General Obligation Bonds, Series 2007 (2,3)	-	-	-	-
Limited General Obligation Refunding Bonds, Series 2015	11,835,000	14,050,000	16,215,000	18,330,000
Notes Payable	426,537	527,371	625,986	722,431
Capital Improvement Revenue Bonds, Series 2007 (2,3)	-	-	-	-
Capital Improvement Revenue Refunding Bonds, Series 2015A	14,630,000	17,365,000	20,040,000	22,650,000
Capital Improvement Revenue Refunding Bonds, Series 2015B (2)	50,727,544	50,940,801	51,149,057	51,357,314
Infrastructure Sales Surtax Revenue Bond, Series 2018 (4)	-	-	19,545,000	19,980,000
Infrastructure Sales Surtax Revenue Refunding Note, Series 2019	25,795,000	28,045,000	-	-
<b>Total Government Activities</b>	<b>105,354,081</b>	<b>113,053,172</b>	<b>109,880,043</b>	<b>115,519,745</b>
<b><u>Business-Type Activities</u></b>				
Solid Waste Line of Credit Note Payable	-	-	-	-
<b>Total Primary Government</b>	<b>\$ 105,354,081</b>	<b>\$ 113,053,172</b>	<b>\$ 109,880,043</b>	<b>\$ 115,519,745</b>
Percentage of Personal Income	*	0.65%	0.69%	0.77%
Per Capita	*	\$ 301	\$ 299	\$ 324

\* Statistics not yet published.

(1) The previously outstanding Sales Tax Revenue Bonds (Pari-Mutuel Revenues Replacement Program), Series 2000 were refunded in Fiscal Year 2011. For additional information regarding the refunding, see Note 6 to the financial statements for that year.

(2) Presented net of premiums.

(3) The Limited General Obligation Bonds, Series 2007 and Capital Improvement Revenue Bonds, Series 2007, were partially refunded in Fiscal year 2015. For additional information regarding the refunds, see Note 6 to the financial statements for that year.

(4) The Infrastructure Sales Surtax Revenue Bond, Series 2018 was refunded in Fiscal Year 2020. For additional information regarding the refund, see Note 6 to the financial statements for that year.

SOURCE: Lake County Finance

	<u>2017</u>	<u>2016</u>	<u>2015</u>	<u>2014</u>	<u>2013</u>	<u>2012</u>
\$	2,650,000	\$ 2,810,000	\$ 2,970,000	\$ 3,125,000	\$ 3,275,000	\$ 3,415,000
	-	1,752,733	3,440,458	24,998,958	26,551,687	28,044,416
	20,400,000	20,695,000	20,950,000	-	-	-
	1,050,087	2,529,401	2,990,918	3,411,790	4,516,584	5,584,132
	-	2,242,997	4,400,994	80,576,275	82,579,270	84,507,268
	25,205,000	25,550,000	25,845,000	-	-	-
	51,560,571	51,763,828	51,848,606	-	-	-
	-	-	-	-	-	-
	-	-	-	-	-	-
	<b>100,865,658</b>	<b>107,343,959</b>	<b>112,445,976</b>	<b>112,112,023</b>	<b>116,922,541</b>	<b>121,550,816</b>
	-	-	-	-	-	1,000,000
<b>\$</b>	<b>100,865,658</b>	<b>\$ 107,343,959</b>	<b>\$ 112,445,976</b>	<b>\$ 112,112,023</b>	<b>\$ 116,922,541</b>	<b>\$ 122,550,816</b>
	0.72%	0.84%	0.92%	0.99%	1.09%	1.17%
	\$ 292	\$ 320	\$ 345	\$ 355	\$ 380	\$ 404

**LAKE COUNTY, FLORIDA  
RATIOS OF GENERAL BONDED DEBT OUTSTANDING  
LAST TEN FISCAL YEARS**

<b>FISCAL YEAR</b>	<b>LIMITED GENERAL OBLIGATION BONDS</b>	<b>ACCUMULATED RESOURCES FOR PRINCIPAL REPAYMENT</b>	<b>NET LIMITED AD VALOREM BONDS</b>	<b>RATIO OF DEBT TO ASSESSED TAXABLE VALUE</b>	<b>DEBT PER CAPITA</b>
2012	\$ 28,044,416 (1)	\$ 1,003,037	\$ 27,041,379	0.17 %	\$ 89
2013	26,551,687 (1)	982,361	25,569,326	0.17	83
2014	24,998,958 (1)	954,441	24,044,517	0.16	76
2015	24,390,458 (2)	531,497	23,858,961	0.15	73
2016	22,447,733 (2)	547,595	21,900,138	0.13	65
2017	20,400,000 (3)	502,598	19,897,402	0.11	58
2018	18,330,000 (3)	694,159	17,635,841	0.09	49
2019	16,215,000 (3)	776,323	15,438,677	0.07	42
2020	14,050,000 (3)	587,089	13,462,911	0.06	36
2021	11,835,000 (3)	606,193	11,228,807	0.04	*

\* Statistics not yet published.

(1) Includes Limited General Obligation Bonds, Series 2007, net of premium.

(2) The Limited General Obligation Bonds, Series 2007 were partially refunded in Fiscal Year 2015 with the proceeds of the Limited General Obligation Refunding Bonds, Series 2015A. This amount includes both the remaining 2007 bonds and the 2015A bonds, net of premium. For additional information regarding the refunding, see Note 6 to the financial statements for that year.

(3) Includes Limited General Obligation Refunding Bonds, Series 2015, net of premium.

SOURCE: Lake County Finance  
Lake County Property Appraiser  
Bureau of Economic Analysis

**LAKE COUNTY, FLORIDA  
REVENUE BOND COVERAGE  
LAST TEN FISCAL YEARS**

**SALES TAX REFUNDING REVENUE BOND  
PARI-MUTUEL REVENUES REPLACEMENT PROGRAM, SERIES 2011 (1)**

<b>FISCAL YEAR</b>	<b>NET REVENUE AVAILABLE</b>	<b>PRINCIPAL</b>	<b>INTEREST</b>	<b>TOTAL DEBT SERVICE</b>	<b>COVERAGE</b>
2012	\$ 299,565	\$ 130,000	\$ 138,610	\$ 268,610	112 %
2013	298,616	140,000	120,037	260,037	115
2014	298,131	150,000	102,180	252,180	118
2015	298,434	155,000	97,500	252,500	118
2016	298,534	160,000	92,664	252,664	118
2017	299,256	160,000	87,672	247,672	121
2018	301,009	170,000	82,680	252,680	119
2019	304,371	175,000	77,376	252,376	121
2020	301,968	180,000	71,916	251,916	120
2021	298,393	185,000	66,300	251,300	119

SOURCE OF REVENUE: Sales tax revenues received by the County as a replacement of the funds previously distributed under Chapter 550, Florida Statutes, from racetrack and jai alai fronton revenues.

**CAPITAL IMPROVEMENT REVENUE BONDS, SERIES 2007, 2015A AND 2015B (2)**

<b>FISCAL YEAR</b>	<b>NET REVENUE AVAILABLE</b>	<b>PRINCIPAL</b>	<b>INTEREST</b>	<b>TOTAL DEBT SERVICE</b>	<b>COVERAGE</b>
2012	\$ 11,272,996	\$ 1,725,000 (3)	\$ 4,013,405 (3)	\$ 5,738,405	196 %
2013	12,158,810	1,800,000 (3)	3,940,780 (3)	5,740,780	212
2014	13,197,691	1,875,000 (3)	3,865,600 (3)	5,740,600	230
2015	14,019,466	1,950,000 (4)	3,786,838 (4)	5,736,838	244
2016	15,032,739	2,325,000 (4)	2,413,287 (4)	4,738,287	317
2017	15,770,960	2,585,000 (4)	2,782,059 (4)	5,367,059	294
2018	16,692,950	2,680,000 (5)	2,684,842 (5)	5,364,842	311
2019	17,005,213	2,740,000 (5)	2,624,342 (5)	5,364,342	317
2020	16,941,730	2,805,000 (5)	2,562,496 (5)	5,367,496	316
2021	20,034,051	2,870,000 (5)	2,499,172 (5)	5,369,172	373

(Continued)

SOURCE OF REVENUE: Local Government half-cent sales tax

**LAKE COUNTY, FLORIDA**  
**REVENUE BOND COVERAGE (Continued)**

**INFRASTRUCTURE SALES SURTAX REVENUE BONDS, SERIES 2018, 2019 (7)**

<b>FISCAL YEAR</b>	<b>NET REVENUE AVAILABLE</b>	<b>PRINCIPAL</b>	<b>INTEREST</b>	<b>TOTAL DEBT SERVICE</b>	<b>COVERAGE</b>
2018	\$ 12,296,866	\$ - (6)	\$ -	\$ -	-
2019	16,765,845	435,000	452,444	887,444	1,889
2020	17,076,037	- (7)	312,741	312,741	5,460
2021	20,231,000	2,250,000	498,020	2,748,020	736

SOURCE OF REVENUE: Infrastructure Sales Surtax, 2nd Renewal

(1) The previously outstanding Sales Tax Revenue Bonds (Pari-Mutuel Revenues Replacement Program), Series 200) were refunded in Fiscal Year 2011. For additional information regarding the refunding, see Note 6 to the financial statements for that year.

(2) The Capital Improvement Revenue Bonds, Series 2007 were partially refunded in 2015 with proceeds from the Capital Improvement Revenue Refunding Bonds, Series 2015A and 2015B. For additional information regarding the refunding, see Note 6 to the financial statements for that year.

(3) Includes the Capital Improvement Revenue Bonds, Series 2007.

(4) Includes the Capital Improvement Revenue Bonds, Series 2007 and Capital Improvement Refunding Revenue Bonds, Series 2015A and 2015B.

(5) Includes the Capital Improvement Refunding Revenue Bonds, Series 2015A and 2015B.

(6) The County issued the Infrastructure Sales Surtax Revenue Bonds, Series 2018 in Fiscal Year 2018. There were no debt service payments in Fiscal Year 2018. For additional information see Note 6 to the financial statements for that year.

(7) The infrastructure Sales Surtax Revenue Bond, Series 2018 was refunded in Fiscal Year 2020 prior to the principal payment due date. For additional information, see Note 6 to the financial statements for that year.

Source: Lake County Finance

**LAKE COUNTY, FLORIDA**  
**PRO-FORMA DEBT SERVICE COVERAGE**

**CAPITAL IMPROVEMENT REFUNDING REVENUE BONDS, SERIES 2015B**

<b>FISCAL YEAR</b>	<b>MAXIMUM ANNUAL DEBT SERVICE</b>	<b>HALF-CENT SALES TAX REVENUES</b>	<b>PRO-FORMA DEBT SERVICE COVERAGE</b>
2015	\$ 5,599,638	\$ 14,015,293	250 %
2016	5,599,638	15,028,339	268
2017	5,599,638	15,763,821	282
2018	5,599,638	16,678,411	298
2019	5,599,638	16,970,639	303
2020	5,599,638	16,920,426	302
2021	5,599,638	20,030,444	358

SOURCE: Lake County Finance



**LAKE COUNTY, FLORIDA  
DISTRIBUTION PERCENTAGES  
CAPITAL IMPROVEMENT REFUNDING REVENUE BONDS - SERIES 2015B**

<u>STATE FISCAL YEAR ENDED JUNE 30</u>	<u>PERCENTAGE OF HALF-CENT SALES TAX DISTRIBUTION TO LAKE COUNTY</u>	<u>PERCENTAGE OF HALF-CENT SALES TAX PROGRAM DISTRIBUTIONS TO MUNICIPALITIES WITHIN LAKE COUNTY</u>
2015	63.23 %	36.77 %
2016	63.02	36.98
2017	62.82	37.18
2018	62.12	37.88
2019	61.39	38.61
2020	60.71	39.29
2021	60.45	39.55

SOURCE: State of Florida, Department of Revenue

**LAKE COUNTY, FLORIDA  
HISTORICAL RECEIPTS OF HALF-CENT SALES TAX REVENUES BY THE COUNTY  
CAPITAL IMPROVEMENT REFUNDING REVENUE BONDS - SERIES 2015B**

<u>COUNTY FISCAL YEAR ENDED SEPTEMBER 30</u>	<u>AUDITED HALF-CENT SALES TAX REVENUES</u>	<u>PERCENTAGE CHANGE</u>
2015	\$ 14,015,293	6.22 %
2016	15,028,339	7.23
2017	15,763,821	4.89
2018	16,678,411	5.80
2019	16,970,639	1.75
2020	16,920,426	(0.30)
2021	20,030,444	18.38

SOURCE: Lake County Finance

**LAKE COUNTY, FLORIDA  
DEMOGRAPHIC STATISTICS  
LAST TEN CALENDAR YEARS**

<u>CALENDAR YEAR</u>	<u>POPULATION</u> (1)	<u>PERSONAL INCOME (THOUSANDS)</u> (1)	<u>PER CAPITA INCOME</u> (1)	<u>UNEMPLOYMENT RATE</u> (2)	
				<u>COUNTY</u>	<u>NATIONAL</u>
2012	303,186	\$ 10,442,325	\$ 34,442	8.9 %	7.8 %
2013	308,034	10,714,138	34,782	6.9	7.2
2014	315,690	11,297,313	35,786	6.3	5.9
2015	325,875	12,284,994	37,698	5.2	5.9
2016	335,396	12,834,379	38,266	4.8	4.9
2017	346,017	14,027,796	40,541	3.4	4.2
2018	356,495	15,040,627	42,190	2.9	3.7
2019	367,118	15,941,942	43,425	2.9	3.5
2020	375,492	17,484,173	46,563	7.4	7.8
2021	*	*	*	4.3	4.7

\* Statistics not yet published.

SOURCES: (1) US Department of Commerce, Bureau of Economic Analysis  
(2) US Department of Labor, Bureau of Labor Statistics

**LAKE COUNTY, FLORIDA  
PRINCIPAL EMPLOYERS  
CURRENT YEAR AND NINE YEARS AGO**

<b>EMPLOYER</b>	<b>2021</b>			<b>2012</b>		
	<b>EMPLOYEES</b>	<b>RANK</b>	<b>PERCENT OF TOTAL COUNTY EMPLOYMENT</b>	<b>EMPLOYEES</b>	<b>RANK</b>	<b>PERCENT OF TOTAL COUNTY EMPLOYMENT</b>
Lake County Public Schools	5,663	1	3.68 %	4,353	1	3.64 %
Publix Super Markets, Inc.	2,238	2	1.46	-	-	-
Lake County Government	2,123	3	1.38	1,817	4	1.52
UF Health Leesburg Hospital (1)	1,705	4	1.11	2,093	2	1.75
AdventHealth Waterman(2)	1,692	5	1.10	1,400	5	1.17
Orlando Health South Lake Hospital	1,431	6	0.93	-	-	-
Golf Management Solutions	1,094	7	0.71	-	-	-
Cornerstone Hospice and Palliative Care	805	8	0.52	-	-	-
Lowe's Cos.	698	9	0.45	-	-	-
LifeStream Behavioral Center	628	10	0.41	-	-	-
Villages of Lake-Sumter, Inc.	-	-	-	2,022	3	1.69
Embarq	-	-	-	811	6	0.68
Casmin Incorporated	-	-	-	800	7	0.67
G & T Conveyor Company, Inc.	-	-	-	550	8	0.46
Bailey Industries	-	-	-	509	9	0.43
Accent	-	-	-	500	10	0.42
	<b>18,077</b>		<b>11.75 %</b>	<b>14,855</b>		<b>12.43 %</b>
<b>Total Employment</b>	<b>153,734</b>			<b>119,543</b>		

(1) Previously named Leesburg Regional Medical Center

(2) Previously named Florida Hospital Waterman

SOURCES: Bureau of Labor Statistics  
Lake County Adopted Budget  
Lake County Agency for Economic Prosperity

**LAKE COUNTY, FLORIDA  
FULL-TIME EQUIVALENT COUNTY GOVERNMENT EMPLOYEES BY FUNCTION  
LAST TEN FISCAL YEARS**

<b>FUNCTION</b>	<b>FULL-TIME EMPLOYEES (AS OF SEPTEMBER 30)</b>									
	<b>2021</b>	<b>2020</b>	<b>2019</b>	<b>2018</b>	<b>2017</b>	<b>2016</b>	<b>2015</b>	<b>2014</b>	<b>2013</b>	<b>2012</b>
General Government	405	407	394	380	364	353	364	345	335	345
Public Safety	1,286	1,250	1,241	1,027	1,018	996	989	954	963	991
Culture and Recreation	73	74	76	75	80	82	82	86	86	90
Physical Environment	31	32	32	48	51	49	54	56	57	60
Transportation	150	149	150	150	147	148	146	146	146	143
Economic Development	22	22	22	23	18	16	17	16	16	15
Human Services	38	33	36	35	11	11	10	36	36	37
Courts	118	107	108	106	105	130	120	125	133	136
<b>Total</b>	<b><u>2,123</u></b>	<b><u>2,074</u></b>	<b><u>2,059</u></b>	<b><u>1,844</u></b>	<b><u>1,794</u></b>	<b><u>1,785</u></b>	<b><u>1,782</u></b>	<b><u>1,764</u></b>	<b><u>1,772</u></b>	<b><u>1,817</u></b>

SOURCE: Lake County Adopted Budget

**LAKE COUNTY, FLORIDA  
OPERATING INDICATORS BY FUNCTION  
LAST TEN FISCAL YEARS**

<b>FUNCTION</b>	<b>2021</b>	<b>2020 (5)</b>	<b>2019</b>	<b>2018</b>
<b>General Government</b>				
Number of new employees recruited	188	173	396 (3)	125
Number of employee educational programs/participants	- (5)	2/80	4/665	13/427
Number of term and supply contracts managed	539	539	483	493
<b>Public Safety</b>				
Calls to Fire Rescue Department	30,337	23,603	23,753	23,391
Number of inspections for code violations	5,796 (6)	6,465	6,560	7,568
Single family building permits issued	1,393	1,349	1,234	847
<b>Physical Environment</b>				
Gallons of used oil recycled	17,389	12,968	14,592	16,494
Number of samples tested by lab	17,311	16,394	16,065	15,077
<b>Transportation</b>				
Number of transportation disadvantaged trips billed	30,242 (5)	72,069	96,833	89,664
<b>Economic Environment</b>				
Number of homes rehabilitated/replaced	- (5)	8	8	-
<b>Human Services</b>				
Number of citizens receiving hardship assistance for fire and solid waste assessments	79	81	94	99
<b>Culture and Recreation</b>				
Circulation in branch libraries	536,070	552,097	624,836	619,791
<b>Court Related Expenditures</b>				
Number of cases heard in Teen Court	25 (5)	49	104	65
<b>Solid Waste System</b>				
Total tons collected	110,447	121,189	113,037 (4)	91,983
Residents receiving collection service	73,667	72,257	70,613	69,885
Resource Recovery Plant - Revenue earned from electricity production	\$ -	\$ -	\$ -	\$ -

(1) The County's service agreement with Covanta, Inc. expired June 30, 2014.

(2) The increase from FY 2016 to FY 2017 is due mainly for debris collection from two hurricanes occurring in the same fiscal year.

(3) Lake Emergency Medical Services, Inc. became part of the Board of County Commissioners on October 1, 2018.

(4) The increase from FY 2018 to FY 2019 is due to Hurricane Irma debris collections from Municipalities and the County.

(5) Balances and activities were impacted by the Covid-19 pandemic.

(6) The decrease is due to CS/SB 60:County and Municipal Code Enforcement; Prohibiting code inspectors from investigating anonymous complaints.

SOURCE: Lake County Board of County Commissioners Departments

<u>2017</u>	<u>2016</u>	<u>2015</u>	<u>2014</u>	<u>2013</u>	<u>2012</u>
140	139	95	84	123	83
8/969	6/278	7/468	5/533	6/459	6/845
495	442	425	432	380	365
23,408	22,556	21,071	20,644	19,779	18,449
7,211	7,128	7,281	6,460	6,513	6,836
560	650	732	650	624	413
12,274	12,788	10,106	12,941	13,578	13,623
15,383	16,168	15,263	15,966	16,033	15,886
80,341	90,393	112,259	121,679	132,683	148,039
5	2	8	8	4	7
109	115	120	141	162	168
691,292	694,758	722,982	783,889	775,545	888,539
91	104	102	175	232	270
136,869 (2)	50,848	69,989 (1)	153,483	162,347	170,269
69,391	69,986	68,597	68,011	67,504	67,137
\$ -	\$ -	\$ - (1)	\$ 10,800,611	\$ 10,555,115	\$ 10,026,213

**LAKE COUNTY, FLORIDA  
CAPITAL ASSET STATISTICS BY FUNCTION  
LAST TEN FISCAL YEARS**

<b>FUNCTION</b>	<b>2021</b>	<b>2020</b>	<b>2019</b>	<b>2018</b>
<b>Public Safety</b>				
Number of fire stations	27	26	26	26
Sheriff's marked and unmarked patrol vehicles	450	455	456	445
<b>Transportation</b>				
Miles of maintained roadway	1,402	1,396	1,394	1,390
Traffic signals	533	473	468	442
Traffic signs	38,279	37,249	36,763	35,238
<b>Facilities</b>				
Number of County owned buildings	117	130	130	117
Number of building square feet maintained	1,945,528	2,168,024	2,168,024	1,938,950
<b>Human Services</b>				
Number of Transportation Disadvantaged buses and vans	68	64	70	86
<b>Culture and Recreation</b>				
Number of libraries	16	16	15	15
Acres of parks	521 (2)	663	663 (1)	1,102
Number of boat ramps	16	15	15	16
<b>Solid Waste System</b>				
Number of acres developed for use as landfills	125	125	125	125
Number of acres available for landfill development	45	45	45	45

(1) The Office of Parks and Trails re-classified certain parks as public lands which decreased acreage.

(2) Through Interlocal Agreement transfer of ownership of the South Lake Regional Park to the City of Groveland

SOURCE: Lake County Board of County Commissioners Departments

<u>2017</u>	<u>2016</u>	<u>2015</u>	<u>2014</u>	<u>2013</u>	<u>2012</u>
25	24	24	24	24	23
432	462	426	461	429	406
1,388	1,390	1,390	1,392	1,389	1,392
409	412	406	380	380	373
33,637	37,645	37,009	32,256	31,853	28,376
115	120	112	109	124	137
1,942,184	1,942,853	1,938,160	1,954,078	1,965,851	1,200,826
109	82	77	77	84	80
15	15	15	15	15	15
1,102	1,102	1,102	1,102	961	961
16	16	16	16	15	15
45	45	45	45	45	45
30	30	30	30	30	30



This page intentionally left blank.

**LAKE COUNTY, FLORIDA**  
**SCHEDULE OF EXPENDITURES OF FEDERAL AWARDS**  
**AND STATE FINANCIAL ASSISTANCE**  
**For the Year Ended September 30, 2021**

Grantor/Pass-Through Grantor/Program Title	ALN	Pass-Through / State Contract Number	Passed Through to Subrecipients	Total Expenditures
Clustered				
<b>Forest Service Schools and Roads Cluster</b>				
<b>United States Department of Agriculture:</b>				
<i>Passed through,</i>				
<i>Florida Department of Banking and Finance</i>				
Schools and Roads - Grants to Counties	10.666	None	\$ -	\$ 60,624
<b>Total Forest Service Schools and Roads Cluster</b>			-	60,624
<b>CDBG- Entitlement Grants Cluster:</b>				
<b>United States Department of Housing and Urban Development:</b>				
Direct:				
Community Development Block Grants/Entitlement Grants	14.218	N/A	359,460	1,276,986
<b>Total CDBG- Entitlement Grants Cluster</b>			359,460	1,276,986
<b>Housing Voucher Cluster:</b>				
<b>United States Department of Housing and Urban Development:</b>				
Direct:				
Section 8 Housing Choice Voucher ( FL 106 VO) CARES	14.871	CARES	-	32,223
Section 8 Housing Choice Voucher ( FL 106 VO) EHV	14.871	EHV	-	347
Section 8 Housing Choice Voucher ( FL 106 VO)	14.871	PORT-IN	-	1,594,310
Section 8 Housing Choice Voucher ( FL 106 VO)	14.871	N/A	-	4,661,181
<b>Total Housing Voucher Cluster</b>			-	6,288,061
<b>Highway Planning and Construction Cluster:</b>				
<b>United States Department of Transportation:</b>				
<i>Passed through,</i>				
<i>Florida Department of Transportation:</i>				
Highway Planning and Construction	20.205	439493-1-38-01/G0T92	-	544,343
Highway Planning and Construction	20.205	443508-1-38-01/G1G63	-	59,474
Highway Planning and Construction	20.205	443511-1-38-01/G1G61	-	237,286
Highway Planning and Construction	20.205	430975-3-48-01/G1I82	-	113,220
Highway Planning and Construction	20.205	439415-1-58-01/G1G59	-	187,729
<b>Total Highway Planning and Construction Cluster</b>			-	1,142,052
<b>Federal Transit Cluster:</b>				
<b>United States Department of Transportation:</b>				
Direct:				
Federal Transit Formula Grants	20.507	FL-90-X817	-	16,140
Federal Transit Formula Grants	20.507	FL-90-X834	-	78,397
Federal Transit Formula Grants	20.507	FL-90-X876	-	122,350
Federal Transit Formula Grants	20.507	FL-2017-045-00	-	128,830
Federal Transit Formula Grants	20.507	FL-2017-113-00	-	456,537
Federal Transit Formula Grants	20.507	FL-2020-031-00	-	2,038,523
Federal Transit Formula Grants	20.507	FL-2020-084-00 (CARES ACT)	-	3,171,708
			-	6,012,485
<i>Passed through,</i>				
<i>Florida Department of Transportation:</i>				
Bus and Bus Facilities Formula Program	20.526	FL-34-0044/G0994	-	539,317
<b>Total Federal Transit Cluster</b>			-	6,551,802
<b>Transit Services Programs Cluster:</b>				
<b>United States Department of Transportation:</b>				
<i>Passed through,</i>				
<i>Florida Department of Transportation:</i>				
Enhanced Mobility of Seniors and Individuals with Disabilities	20.513	435210-8-93-07/ FFY2019/YR44	-	16,861
<b>Total Transit Services Programs Cluster</b>			-	16,861

**LAKE COUNTY, FLORIDA**  
**SCHEDULE OF EXPENDITURES OF FEDERAL AWARDS**  
**AND STATE FINANCIAL ASSISTANCE**  
**For the Year Ended September 30, 2021**

<u>Grantor/Pass-Through Grantor/Program Title</u>	<u>ALN</u>	<u>Pass-Through / State Contract Number</u>	<u>Passed Through to Subrecipients</u>	<u>Total Expenditures</u>
Non-Clustered				
<b>United States Department of Housing and Urban Development:</b>				
<i>Passed through,</i>				
<i>Florida Department of Children and Families:</i>				
Emergency Solutions Grant Program	14.231	PPZ60	-	78,877
<b>United States Department of the Interior:</b>				
Direct:				
Payments in Lieu of Taxes	15.226	N/A	-	167,091
Direct:				
National Wildlife Refuge Fund	15.659	N/A	-	910
<b>United States Department of Justice:</b>				
<i>Passed through,</i>				
<i>Florida Department of Law Enforcement:</i>				
Special Data Collections and Statistical Studies	16.734	2015-MU-MU-K042/2020-NCSX-LAKE-1-D6-015	-	100,187
Direct:				
Edward Byrne Memorial Formula Grant Program	16.738	2020-DJ-BX-0530	-	33,393
<i>Passed through,</i>				
<i>Florida Department of Law Enforcement:</i>				
Edward Byrne Memorial Formula Grant Program	16.738	2018-MU-BX-0292/2020-JAGC-LAKE-4-Y5-106	-	12,317
Edward Byrne Memorial Formula Grant Program	16.738	2019-MU-BX-0036/2020-JAGC-LAKE-13-5R-053	-	30,161
Total Edward Byrne Memorial Formula Grant Program			-	75,871
Direct:				
Criminal and Juvenile Justice and Mental Health Collaboration Program	16.745	2018-MO-BX-0010	139,780	139,780
<b>United States Department of Transportation:</b>				
<i>Passed through,</i>				
<i>Florida Department of Transportation:</i>				
Formula Grants for Rural Areas	20.509	G1O80/FM# 447491-2-84-01	-	846,491
Formula Grants for Rural Areas	20.509	G0R99/FM# 433308-1-84-36	-	127,266
Total Formula Grants for Rural Areas				973,757
<b>United States Department of the Treasury:</b>				
<i>Passed through,</i>				
<i>Florida Department of Emergency Management:</i>				
Coronavirus Relief Fund	21.019	N/A	19,227,346	57,572,942
<i>Florida Housing Finance Corporation:</i>				
Coronavirus Relief Fund	21.019	N/A	1,193,861	2,232,360
Total Coronavirus Relief Fund			20,421,207	59,805,302
Direct:				
Emergency Rental Assistance	21.023	N/A	56,599	5,108,885
Direct:				
Coronavirus State and Local Fiscal Recovery Funds	21.027	N/A		496,774
<b>The Institute of Museum and Library Services:</b>				
<i>Passed through,</i>				
<i>Florida Department of State</i>				
Grants to States (LSTA)	45.310	20-LSTA-B-09		20,551
Grants to States (LSTA CARES)	45.310	20-CARES-07		15,000
				35,551

**LAKE COUNTY, FLORIDA**  
**SCHEDULE OF EXPENDITURES OF FEDERAL AWARDS**  
**AND STATE FINANCIAL ASSISTANCE**  
**For the Year Ended September 30, 2021**

<u>Grantor/Pass-Through Grantor/Program Title</u>	<u>ALN</u>	<u>Pass-Through / State Contract Number</u>	<u>Passed Through to Subrecipients</u>	<u>Total Expenditures</u>
<b>United States Department of Health and Human Services:</b>				
<i>Passed through,</i>				
<i>Florida Department of Education:</i>				
Education Stabilization Fund (ESF) (CARES)				
Governor's Emergency Education Relief (GEER) Fund	84.425C	96N-1230J-1PG01	-	352,150
<b>Election Assistance Commission:</b>				
<i>Passed through,</i>				
<i>Florida Department of State Division of Elections:</i>				
Help America Vote Act Requirements Payments (CARES)	90.401	N/A	-	149,265
Help America Vote Act Requirements Payments	90.401	N/A	-	18,670
Total Help America Vote Act Requirements Payments			-	167,935
<b>Department of Health and Human Services:</b>				
Direct:				
Provider Relief Funds	93.498			436,026
<b>United States Department of Health and Human Services:</b>				
<i>Passed through,</i>				
<i>Florida Department of Revenue:</i>				
Child Support Enforcement	93.563	COC35	-	190,029
<b>United States Department of Homeland Security:</b>				
Direct:				
Staffing for Adequate Fire and Emergency Response (SAFER)	97.083	EMW-2018-FH-00148	-	720,647
Staffing for Adequate Fire and Emergency Response (SAFER)	97.083	EMW-2019-FF-00552		552,213
				1,272,860
<i>Passed through,</i>				
<i>Florida Division of Emergency Management:</i>				
Hazard Mitigation Grant Program	97.039	H0166	-	36,547
Emergency Management Performance Grants	97.042	G0003	-	97,185
Emergency Management Performance Grants (EMPA-S Covid 19)	97.042	G0081		17,473
				114,658
<b>Total Expenditures of Federal Awards</b>			<b>\$ 20,977,046</b>	<b>\$ 84,889,576</b>

The notes to the Schedule of Expenditures of Federal Awards and State Financial Assistance are an integral part of this schedule.

**LAKE COUNTY, FLORIDA**  
**SCHEDULE OF EXPENDITURES OF FEDERAL AWARDS**  
**AND STATE FINANCIAL ASSISTANCE**  
**For the Year Ended September 30, 2021**

Grantor/Pass-Through Grantor/Program Title	CSFA	Pass-Through / State Contract Number	Passed Through to Subrecipients	Total Expenditures
<b>Executive Office of the Governor:</b>				
Emergency Management Programs	31.063	A0091	-	51,829
Emergency Management Projects	31.067	T0052	-	8,038
<b>Florida Department of Economic Opportunity</b>				
Economic Development Tax Refund, Tax Credit, and Grant Program	40.043	G0055		173,162
<b>Florida Housing Finance Corporation:</b>				
State Housing Initiatives Partnership Program (SHIP)	40.901	None	-	973,919
<b>Florida Department of Agriculture and Consumer Affairs:</b>				
Mosquito Control	42.003	None	-	36,960
<b>Florida Department of State:</b>				
State Aid to Libraries	45.030	20-ST-23	-	67,540
State Aid to Libraries	45.030	19-ST-23	-	81,050
Total State Aid to Libraries			-	148,590
<b>Florida Department of Education:</b>				
Coach Aaron Feis Guardian Program	48.140	96N-90210-9D001	-	182,874
Coach Aaron Feis Guardian Program	48.140	96N-90210-0D001	-	11,905
Total Coach Aaron Feis Guardian Program			-	194,779
<b>Florida Department of Transportation:</b>				
Commission for the Transportation Disadvantaged (CTD) Trip and Equipment Grant Program	55.001	43202718401/G1O05	-	528,153
Commission for the Transportation Disadvantaged (CTD) Trip and Equipment Grant Program	55.001	43202718401/G1X83	-	165,923
Total Commission for the Transportation Disadvantaged (CTD) Trip and Equipment Grant Program			-	694,076
County Incentive Grant Program (CICP)	55.008	430253-5-54-01/G1M63	-	324,397
Public Transit Block Grant Program	55.010	43305-1-84-02/G1999		320,690
Transportation Regional Incentive Program (TRIP)	55.026	441710-1-34-01/G1H48	-	697,526
Economic Development Transportation Fund	55.032	437485-1-38-01/G0A52	-	240
Local Transportation Projects - <i>Keep Florida Beautiful</i>	55.039	409750-3-74-01/G1R79	-	9,279
Local Transportation Projects	55.039	435541-2-54-01/G0W50	-	2,256,620
Local Transportation Projects	55.039	430253-5-54-01/G1M63	-	450,000
Total Transportation Projects				2,715,899
<b>Florida Department of Management Services:</b>				
E911 State Grant Program	72.002	S18-21-05-04		286,872
<b>Florida Department of Health:</b>				
Emergency Medical Services Mathcing Awards	64.003	M9032	-	27,147
County Grant Awards	64.005	C8035	-	1,787
County Grant Awards	64.005	C9035	-	38,646
				40,433
<b>Florida Department of Highway Safety and Motor Vehicles</b>				
Florida Arts License Plates Projects	76.041	None		10,000
<b>Total Expenditures of State Financial Assistance</b>			\$ -	\$ <b>6,704,557</b>
<b>Total Expenditures of Federal Awards and State Financial Assistance</b>			\$ <b>20,977,046</b>	\$ <b>91,594,133</b>

The notes to the Schedule of Expenditures of Federal Awards and State Financial Assistance are an integral part of this schedule.

## Lake County, Florida

### Notes to Schedule of Expenditures of Federal Awards and State Financial Assistance

Year Ended September 30, 2021

#### **1. Summary of Significant Accounting Policies**

##### **General**

The Schedule of Expenditures of Federal Awards and State Financial Assistance has been prepared using the modified accrual basis of accounting. The modified accrual basis of accounting recognizes revenues when they become measurable and available and expenditures generally when a liability is incurred.

#### **2. Contingency**

The grant revenue amounts received are subject to audit and adjustment. If any expenditures are disallowed by the grantor agencies as a result of such an audit, any claim for reimbursement by the grantor agencies would become a liability of the County. In the opinion of management, all grant expenditures are in compliance with the terms of the grant agreements and applicable federal and state laws and regulations.

#### **3. Indirect Cost**

The County did not elect to use the 10 percent de minimis indirect cost rate for any of its Federal Programs.

This page intentionally left blank.



Certified Public Accountants

**INDEPENDENT AUDITOR'S REPORT ON COMPLIANCE FOR EACH MAJOR FEDERAL PROGRAM AND STATE PROJECT AND ON INTERNAL CONTROL OVER COMPLIANCE AND REPORT ON SCHEDULE OF EXPENDITURES OF FEDERAL AWARDS AND STATE FINANCIAL ASSISTANCE REQUIRED BY THE UNIFORM GUIDANCE AND CHAPTER 10.550, *RULES OF THE AUDITOR GENERAL***

Honorable Board of County Commissioners  
Lake County, Florida

**Report on Compliance for Each Major Federal Program and State Project**

We have audited the compliance of Lake County, Florida (the County) with the types of compliance requirements described in the OMB *Compliance Supplement* and the requirements described in the Department of Financial Services' *State Projects Compliance Supplement* that could have a direct and material effect on each of the County's major federal programs and state projects for the year ended September 30, 2021. The County's major federal programs and state projects are identified in the summary of auditor's results section of the accompanying Schedule of Findings and Questioned Costs.

***Management's Responsibility***

Management is responsible for compliance with the requirements of laws, regulations, contracts, and grants applicable to its federal programs and state projects.

***Auditor's Responsibility***

Our responsibility is to express an opinion on compliance for each of the County's major federal programs and state projects based on our audit of the types of compliance requirements referred to above. We conducted our audit of compliance in accordance with auditing standards generally accepted in the United States of America; the standards applicable to financial audits contained in *Government Auditing Standards* issued by the Comptroller General of the United States; the audit requirements of Title 2 U.S. *Code of Federal Regulations*, Part 200, *Uniform Administrative Requirements, Cost Principles, and the Audit Requirements for Federal Awards* (Uniform Guidance); and Chapter 10.550, *Rules of the Auditor General*. Those standards, the Uniform Guidance, and Chapter 10.550, *Rules of the Auditor General*, require that we plan and perform the audit to obtain reasonable assurance about whether noncompliance with the types of compliance requirements referred to above that could have a direct and material effect on a major federal program or state project occurred. An audit includes examining, on a test basis, evidence about the County's compliance with those requirements and performing such other procedures as we considered necessary in the circumstances.

We believe that our audit provides a reasonable basis for our opinion on compliance for each major federal program and state project. However, our audit does not provide a legal determination of the County's compliance.

***Opinion on Each Major Federal Program and State Project***

In our opinion, the County complied, in all material respects, with the types of compliance requirements referred to above that could have a direct and material effect on each of its major federal programs and state projects for the year ended September 30, 2021.



### **Report on Internal Control over Compliance**

Management of the County is responsible for establishing and maintaining effective internal control over compliance with the types of compliance requirements referred to in the first paragraph. In planning and performing our audit of compliance, we considered the County's internal control over compliance with the types of requirements that could have a direct and material effect on each major federal program and state project to determine the auditing procedures that are appropriate in the circumstances for the purpose of expressing our opinion on compliance for each major federal program and state project and to test and report on internal control over compliance in accordance with the Uniform Guidance and Chapter 10.550, *Rules of the Auditor General*, but not for the purpose of expressing an opinion on the effectiveness of internal control over compliance. Accordingly, we do not express an opinion on the effectiveness of the County's internal control over compliance.

*A deficiency in internal control over compliance* exists when the design or operation of a control over compliance does not allow management or employees, in the normal course of performing their assigned functions, to prevent, or detect and correct, noncompliance with a type of compliance requirement of a federal program or state project on a timely basis. *A material weakness in internal control over compliance* is a deficiency, or combination of deficiencies, in internal control over compliance, such that there is a reasonable possibility that material noncompliance with a type of compliance requirement of a federal program or state project will not be prevented, or detected and corrected, on a timely basis. *A significant deficiency in internal control over compliance* is a deficiency, or combination of deficiencies, in internal control over compliance with a type of compliance requirement of a federal program or state project that is less severe than a material weakness in internal control over compliance, yet important enough to merit attention by those charged with governance.

Our consideration of internal control over compliance was for the limited purpose described in the first paragraph of this section and was not designed to identify all deficiencies in internal control over compliance that might be material weaknesses or significant deficiencies. We did not identify any deficiencies in internal control over compliance that we consider to be material weaknesses. However, material weaknesses may exist that have not been identified.

The purpose of this report on internal control over compliance is solely to describe the scope of our testing of internal control over compliance and the results of that testing based on the requirements of the Uniform Guidance and Chapter 10.550, *Rules of the Auditor General*. Accordingly, this report is not suitable for any other purpose.

### **Report on Schedule of Expenditures of Federal Awards and State Financial Assistance Required by the Uniform Guidance and Chapter 10.550, *Rules of the Auditor General***

We have audited the financial statements of the governmental activities, the business-type activity, each major fund, and the aggregate remaining fund information of the County as of and for the year ended September 30, 2021, and the related notes to the financial statements, which collectively comprise the County's basic financial statements. We issued our report thereon dated April 25, 2022, which contained unmodified opinions on those financial statements. Our audit was conducted for the purpose of forming opinions on the financial statements that collectively comprise the basic financial statements. The accompanying Schedule of Expenditures of Federal Awards and State Financial Assistance is presented for purposes of additional analysis, as required by the Uniform Guidance and Chapter 10.550, *Rules of the Auditor General*, and is not a required part of the basic financial statements.

Honorable Board of County Commissioners  
Lake County, Florida

**Report on Schedule of Expenditures of Federal Awards and State Financial Assistance Required by the Uniform Guidance and Chapter 10.550, Rules of the Auditor General (Cont.)**

Such information is the responsibility of management and was derived from, and relates directly to, the underlying accounting and other records used to prepare the basic financial statements. The information has been subjected to the auditing procedures applied in the audit of the basic financial statements and certain additional procedures, including comparing and reconciling such information directly to the underlying accounting and other records used to prepare the basic financial statements or to the basic financial statements themselves, and other additional procedures in accordance with auditing standards generally accepted in the United States of America. In our opinion, the Schedule of Expenditures of Federal Awards and State Financial Assistance is fairly stated, in all material respects, in relation to the basic financial statements taken as a whole.

**MSL, P.A.**

Certified Public Accountants

Orlando, Florida  
April 25, 2022

**LAKE COUNTY, FLORIDA  
Schedule of Findings and Questioned Costs  
For the Year Ended September 30, 2021**

**SECTION I - SUMMARY OF INDEPENDENT AUDITOR'S RESULTS**

**Financial Statements**

Type of Auditor's Report Issued:

**Unmodified Opinion**

Internal control over financial reporting:

- Material weakness(es) identified?    Yes   X No
- Significant deficiency(ies) identified?    Yes   X None reported

Noncompliance material to financial statements noted?    Yes   X No

**Federal Awards and State Financial Assistance**

Internal control over major programs/projects:

- Material weakness(es) identified?    Yes   X No
- Significant deficiency(ies) identified?    Yes   X None reported

Type of report issued on compliance for major federal programs and major state projects:

**Unmodified Opinion**

Any audit findings disclosed that are required to be reported in accordance with 2 CFR Section 200.516(a) of the Uniform Guidance or Chapter 10.557, *Rules of the Auditor General*?

   Yes   X No

**Identification of Major Federal Programs and Major State Projects:**

<u>AL Numbers</u>	<u>Name of Federal Programs</u>
21.019	Coronavirus Relief Fund
21.023	Emergency Rental Assistance Program
20.507 / 20.526	Federal Transit Cluster

<u>CSFA Numbers</u>	<u>Name of State Projects</u>
55.026	Transportation Regional Incentive Program
55.039	Local Transportation Projects

Dollar threshold used to distinguish between  
Type A and Type B programs: Federal \$2,546,687  
State \$ 750,000

Auditee qualified as low-risk auditee pursuant to the Uniform Guidance?   X Yes    No

**LAKE COUNTY, FLORIDA**  
**Schedule of Findings and Questioned Costs (Continued)**  
**For the Year Ended September 30, 2021**

**SECTION II - FINANCIAL STATEMENT FINDINGS**

None reported.

**SECTION III - FEDERAL AWARD AND STATE FINANCIAL ASSISTANCE FINDINGS AND QUESTIONED COSTS SECTION**

None reported.

**SECTION IV - PRIOR-YEAR AUDIT FINDINGS**

None reported.

This page intentionally left blank.



**INDEPENDENT AUDITOR'S REPORT ON INTERNAL CONTROL OVER  
FINANCIAL REPORTING AND ON COMPLIANCE AND OTHER MATTERS  
BASED ON AN AUDIT OF FINANCIAL STATEMENTS PERFORMED  
IN ACCORDANCE WITH *GOVERNMENT AUDITING STANDARDS***

Honorable Board of County Commissioners  
Lake County, Florida

We have audited, in accordance with the auditing standards generally accepted in the United States of America and the standards applicable to financial audits contained in *Government Auditing Standards* issued by the Comptroller General of the United States, the financial statements of the governmental activities, the business-type activity, each major fund, and the aggregate remaining fund information of Lake County, Florida (the County) as of and for the year ended September 30, 2021, and the related notes to the financial statements, which collectively comprise the County's basic financial statements, and have issued our report thereon dated April 25, 2022.

**Internal Control over Financial Reporting**

In planning and performing our audit of the financial statements, we considered the County's internal control over financial reporting (internal control) as a basis for designing audit procedures that are appropriate in the circumstances for the purpose of expressing our opinions on the financial statements, but not for the purpose of expressing an opinion on the effectiveness of the County's internal control. Accordingly, we do not express an opinion on the effectiveness of the County's internal control.

A *deficiency in internal control* exists when the design or operation of a control does not allow management or employees, in the normal course of performing their assigned functions, to prevent, or detect and correct misstatements on a timely basis. A *material weakness* is a deficiency, or combination of deficiencies, in internal control, such that there is a reasonable possibility that a material misstatement of the entity's financial statements will not be prevented, or detected and corrected on a timely basis. A *significant deficiency* is a deficiency, or a combination of deficiencies, in internal control that is less severe than a material weakness, yet important enough to merit attention by those charged with governance.

Our consideration of internal control was for the limited purpose described in the first paragraph of this section and was not designed to identify all deficiencies in internal control that might be material weaknesses or significant deficiencies. Given these limitations, during our audit we did not identify any deficiencies in internal control over financial reporting that we consider to be material weaknesses. However, material weaknesses may exist that have not been identified.

Honorable Board of County Commissioners  
Lake County, Florida

### **Compliance and Other Matters**

As part of obtaining reasonable assurance about whether the County's financial statements are free from material misstatement, we performed tests of its compliance with certain provisions of laws, regulations, contracts, and grant agreements, noncompliance with which could have a direct and material effect on the financial statements. However, providing an opinion on compliance with those provisions was not an objective of our audit and, accordingly, we do not express such an opinion. The results of our tests disclosed no instances of noncompliance or other matters that are required to be reported under *Government Auditing Standards*.

We noted certain other matters that we reported to the County's management in a separate letter dated April 25, 2022.

### **Purpose of this Report**

The purpose of this report is solely to describe the scope of our testing of internal control and compliance and the results of that testing, and not to provide an opinion on the effectiveness of the County's internal control or on compliance. This report is an integral part of an audit performed in accordance with *Government Auditing Standards* in considering the County's internal control and compliance. Accordingly, this communication is not suitable for any other purpose.

**MSL, P.A.**

Certified Public Accountants

Orlando, Florida  
April 25, 2022



## INDEPENDENT AUDITOR'S MANAGEMENT LETTER

Honorable Board of County Commissioners  
Lake County, Florida

### **Report on the Financial Statements**

We have audited the basic financial statements of Lake County, Florida (the County) as of and for the year ended September 30, 2021, and have issued our report thereon dated April 25, 2022.

### **Auditor's Responsibility**

We conducted our audit in accordance with auditing standards generally accepted in the United States of America; the standards applicable to financial audits contained in *Government Auditing Standards* issued by the Comptroller General of the United States; the audit requirements of Title 2 U.S. *Code of Federal Regulations*, Part 200, *Uniform Administrative Requirements, Cost Principles, and the Audit Requirements for Federal Awards* (Uniform Guidance); and Chapter 10.550, *Rules of the Auditor General*.

### **Other Reporting Requirements**

We have issued our Independent Auditor's Report on Internal Control over Financial Reporting and on Compliance and Other Matters Based on an Audit of Financial Statements Performed in Accordance with *Government Auditing Standards*, Independent Auditor's Report on Compliance for Each Major Federal Program and State Project and on Internal Control over Compliance and Report on Schedule of Expenditures of Federal Awards and State Financial Assistance Required by the Uniform Guidance and Chapter 10.550, *Rules of the Auditor General*, Schedule of Findings and Questioned Costs, and Independent Accountant's Report on an examination conducted in accordance with AICPA *Professional Standards*, AT-C Section 315, regarding compliance requirements in accordance with Chapter 10.550, *Rules of the Auditor General*. Disclosures in those reports and schedule, which are dated April 25, 2022, should be considered in conjunction with this management letter.

### **Prior Audit Findings**

Section 10.554(1)(i)1., *Rules of the Auditor General*, requires that we determine whether or not corrective actions have been taken to address findings and recommendations made in the preceding annual financial audit report. There were no findings or recommendations made in the preceding annual financial audit report.

### **Official Title and Legal Authority**

Section 10.554(1)(i)4., *Rules of the Auditor General*, requires that the name or official title and legal authority for the primary government and each component unit of the reporting entity be disclosed in this management letter, unless disclosed in the notes to the financial statements. The legal authority is disclosed in the notes to the financial statements.



### **Financial Condition and Management**

Sections 10.554(1)(i)5.a. and 10.556(7), *Rules of the Auditor General*, require us to apply appropriate procedures and communicate the results of our determination as to whether or not the County has met one or more of the conditions described in Section 218.503(1), Florida Statutes, and identification of the specific condition(s) met. In connection with our audit, we determined that the County did not meet any of the conditions described in Section 218.503(1), Florida Statutes.

Pursuant to Sections 10.554(1)(i)5.b. and 10.556(8), *Rules of the Auditor General*, we applied financial condition assessment procedures. It is management's responsibility to monitor the County's financial condition, and our financial condition assessment was based, in part, on representations made by management and the review of financial information provided by same.

Section 10.554(1)(i)2., *Rules of the Auditor General*, requires that we address in the management letter any recommendations to improve financial management. In connection with our audit, we did not have any such recommendations.

### **Special District Component Units**

Section 10.554(1)(i)5.c., *Rules of the Auditor General*, requires, if appropriate, that we communicate the failure of a special district that is a component unit of a county, municipality, or special district, provided the financial information necessary for proper reporting of the component unit, within the audited financial statements of the county, municipality, or special district in accordance with Section 218.39(3)(b), Florida Statutes. In connection with our audit, we did not note any special district component units that failed to provide the necessary information for proper reporting in accordance with Section 218.39(3)(b), Florida Statutes.

As required by Section 218.39(3)(c), Florida Statutes, and Section 10.544(1)(i)6, *Rules of the Auditor General*, the Mt. Plymouth – Sorrento Community Redevelopment Agency (the District) reported:

- a. The total number of District employees compensated in the last pay period of the District's fiscal year as 0.
- b. The total number of independent contractors to whom nonemployee compensation was paid in the last month of the District's fiscal year as 0.
- c. All compensation earned by or awarded to employees, whether paid or accrued, regardless of contingency as \$0.
- d. All compensation earned by or awarded to nonemployee independent contractors, whether paid or accrued, regardless of contingency as \$0.
- e. Each construction project with a total cost of at least \$65,000 approved by the District that is scheduled to begin on or after October 1 of the fiscal year being reported, together with the total expenditures for such project as \$0.
- f. A budget variance based on the budget adopted under Section 189.016(4), Florida Statutes, before the beginning of the fiscal year being reported if the District amends a final adopted budget under Section 189.016(6), Florida Statutes, as \$50,582.

Honorable Board of County Commissioners  
Lake County, Florida

**Additional Matters**

Section 10.554(1)(i)3., *Rules of the Auditor General*, requires us to communicate noncompliance with provisions of contracts or grant agreements, or abuse, that have occurred, or are likely to have occurred, that have an effect on the financial statements that is less than material but which warrants the attention of those charged with governance. In connection with our audit, we did not note any such findings.

**Purpose of this Letter**

Our management letter is intended solely for the information and use of the Legislative Auditing Committee, members of the Florida Senate and the Florida House of Representatives, the Florida Auditor General, federal and other granting agencies, County Commission, and applicable management and is not intended to be, and should not be, used by anyone other than these specified parties.

**MSL, P.A.**

Certified Public Accountants

Orlando, Florida  
April 25, 2022



## INDEPENDENT ACCOUNTANT'S REPORT

Honorable Board of County Commissioners  
Lake County, Florida

We have examined the compliance of Lake County, Florida (the County) with the requirements of Sections 218.415, 365.172(10), and 365.173(2)(d), Florida Statutes, during the year ended September 30, 2021. Management is responsible for the County's compliance with those requirements. Our responsibility is to express an opinion on the County's compliance based on our examination.

Our examination was conducted in accordance with attestation standards established by the American Institute of Certified Public Accountants. Those standards require that we plan and perform the examination to obtain reasonable assurance about whether the County is in accordance with those with those requirements, in all material respects. An examination involves performing procedures to obtain evidence about the County's compliance with those requirements. The nature, timing, and extent of the procedures selected depend on our judgment, including an assessment of the risks of noncompliance, whether due to fraud or error. We believe that the evidence we obtained is sufficient and appropriate to provide a reasonable basis for our opinion. Our examination does not provide a legal determination on the County's compliance with specified requirements.

In our opinion, the County complied, in all material respects, with the aforementioned requirements for the year ended September 30, 2021.

***MSL, P.A.***

Certified Public Accountants

Orlando, Florida  
April 25, 2022

